



DIVISION OF CORRECTION

# BOARD REPORT

March 2020



@ARDeptofCorrections



@adcpio

Dexter Payne,  
Director



## POPULATION REPORT

### RESEARCH/PLANNING

**February 2020 Admissions and Releases** – Admissions for February 2020 totaled **464** (397-males & 67-females) while releases totaled **439** (374-males & 65 females) for an increase in-house of **25** inmates.

**Inmate Population Growth/Projection** – At the end of February 2020, the jurisdictional population for the Division of Correction totaled **18,181**, representing a growth of **422** inmates since the first of January 2020. Calendar year 2020 average growth is **211** inmates per month, which is up from an average monthly decrease of **3** inmates per month during calendar year 2019.

**Average County Jail Back-up** – The backup in the County Jails averaged **1,417** inmates per day during the month of February 2020. Of the **1,417** average, short-term revocations accounted for **750** (680-males & 70-females) during the month.

## INSTITUTIONS

### PRISON RAPE ELIMINATION ACT (PREA)

The PREA Coordinator provided the following training during the month of February:

- **PREA for Problem Solvers for Management Level I** - February 7; 2.0-hour session attended by 30 staff members
- **Sexual Assault Investigation Training at Delta Regional Unit** - February 11-12; 16-hour course attended by 28 staff members
- **PCM Roles and Responsibilities** - February 14; 2.0-hour one-on-one training session for Grimes Unit Deputy Warden

#### PREA Hotline Data - February 2020:

Number of Calls Received	382
Total Calls Referred for Reported PREA Issue	38
Total Calls Referred for Non-PREA Issue	122
Calls Referred Due to Technical Failure	0
Repeat Calls	61
Test Calls	13
No Message	148

### INMATE INSTITUTIONAL GRIEVANCES

**Inmate Formal/Informal Grievances:** During February 2020, a total of 1,505 formal grievances and 2,422 informal grievances were filed at various units.

**Institutional Grievances Appeals:** There was a total of 470 appeals of institutional grievances received in February 2020. Of those, 395 were acknowledged and 75 were rejected for various reasons. Of the total 540 appeals answered, 537 had no merit and three were found with merit.

### SECURITY TERRORISTIC THREAT GROUP (STTG)

The STTG Coordinator, along with K-9, assisted in conducting three BCOT special assignments on February 3, 24, and 25.

STTG sweeps were conducted by the STTG Coordinator and K-9 staff at the Grimes Unit on 2/4, the Delta Unit on 2/11 and the Cummins Unit on 2/18.

Security Audits were completed at the Grimes Unit on 2/20 and the Delta Unit on 2/27.

The STTG Coordinator attended a meeting on 2/19 with Little Rock FBI and the Arkansas State Police concerning STTG's involvement inside and outside our facilities.

### FARM

The month of February served as a training month for farm personnel. Agriculture supervisors attended training sessions sponsored by the University of Arkansas on topics that included irrigation techniques; corn, soybean, and rice production; and the use of cover crops. Equipment maintenance and painting continued at all farms throughout the month.

Livestock operations dealt with extremely muddy conditions for cattle feeding. The first calves of the year were born at the Wrightsville and Cummins Units. Confined livestock continued to meet the Department's needs for eggs and milk. Cull cows were processed through the cold storage plant at Cummins for the purpose of extra inmate consumption.

The gardens began planting in the greenhouses during the month with plans for putting transplants in the ground during March.

**REGIONAL MAINTENANCE HOURS**

Regional Maintenance Hours	February 2020
Benton Unit	6,187
Delta Regional Unit	2,674
East Arkansas Regional Unit	192
Grimes Unit	2,360
McPherson Unit	1,268
Mississippi County Work Release	704
North Central Unit	6,296
Ouachita River Unit	1,944
Randall L. Williams Unit	3,208
Texarkana Regional Correctional Center	728.5
Tucker Unit	1,184
Varner Unit	3,450
Wrightsville Unit	568
<b>Total Hours</b>	<b>30,764</b>

**WORK RELEASE RENT REPORT**

Unit	February 2020
Benton Unit	\$102,799.00
Mississippi County Work Release	\$38,828.00
Northwest Arkansas Work Release	\$39,525.00
Pine Bluff Work Release	\$33,643.00
Texarkana Regional Correctional Center	\$41,310.00
Tucker Reentry Work Release	\$22,644.00
<b>Total</b>	<b>\$278,749.00</b>

**REENTRY**

**RANDALL L. WILLIAMS  
JUVENILE EDUCATION PROGRAM**

February 2020 Capacity: 20	Beginning Count	New Commitments	DCR/Punitive	Transferred/ Turned 18	Paroled	End Count
Juveniles*	7	2	0	1	0	8

\*Juveniles are transferred from the program once they reach the age of 18.

**WORKFORCE ALLIANCE FOR  
GROWTH IN THE ECONOMY (WAGE)**

February 2020 Capacity: 120 Unit:	Beginning Count	Admissions During Mo.	Removed*	Completed	End Count
Delta	8	0	0	0	8
Ester**	0	0	0	0	0
Hawkins	17	12	1	14	14
McPherson	8	0	0	1	7
Ouachita River	20	5	3	2	20
Tucker	15	5	1	0	19
Tucker Reentry	8	0	0	0	8
Wrightsville	19	10	1	4	24
<b>TOTAL</b>	<b>95</b>	<b>32</b>	<b>6</b>	<b>21</b>	<b>100</b>

\*The "Removed" column indicates the number of participants who transferred, signed out, received a disciplinary, were removed because test scores were not returned/were too low to continue, or were released from prison.

\*\*The Ester Unit WAGE Program is experiencing a change in software resulting in no classes being taught at this time.

**ADVANCED PRINCIPLES  
AND APPLICATIONS FOR  
LIFE PROGRAM (APAL)**

February 2020 Capacity: 86	Beginning Count	Admissions During Mo.	Removed*	End Count
Ester	36	5	6	35
Hawkins	51	8	11	48
<b>TOTAL</b>	<b>87</b>	<b>13</b>	<b>17</b>	<b>83</b>

Advanced PAL is an 18-month reentry program that combines a pre-release curriculum with the PAL program.

\*The "Removed" column indicates the number of participants who paroled, completed the program, withdrew from the program, transferred, or were removed from the program for another reason.

**WRIGHTSVILLE-HAWKINS  
PATHWAY TO FREEDOM PROGRAM**

February 2020 Capacity: 200	Beginning Count	Enrolled During the Month	Removed	End Count*
Wrightsville-Hawkins PTF	197	12	11	198

**THINK LEGACY**

February 2020 Capacity: 695 Unit	Beginning Count	Admitted	Graduated	Removed	End Count
Cummins	56	12	6	7	55
Delta Regional	22	6	5	6	17
East Arkansas Regional	56	12	6	7	55
Ester	75	4	0	7	72
Grimes	56	6	9	6	47
Hawkins (Female)	47	9	0	2	54
McPherson	68	15	12	15	56
North Central	52	8	5	8	47
Ouachita River	36	8	0	6	38
Tucker	59	8	2	7	58
Tucker Women's Reentry	21	0	0	5	16
Varner	46	11	7	0	50
Wrightsville	49	12	7	12	42
<b>Total</b>	<b>643</b>	<b>111</b>	<b>59</b>	<b>88</b>	<b>607</b>

There are 122 females and 273 males on the Think Legacy waiting list, for a total of 395. All Think Legacy applicants are within six to 18 months of their TE or discharge date. The average wait time is approximately 120 days. A total of 183.5 volunteer hours were reported.

**February 2020 Think Legacy Activities included:**

**McPherson Unit** – A Think Legacy graduation ceremony was held on February 19.

**Randall L. Williams Unit** – The Think Legacy Program hosted a vision board party with participants in the Juvenile Education Program.

**Varner Unit** – A vision board party was hosted at the unit on 2/13 and a graduation ceremony was held on 2/27.

**ADMINISTRATIVE SERVICES****DIVISION OF CORRECTION  
TRAINING - FEBRUARY 2020****BASIC TRAINING DIVISION –**

Under the direction of instructor Adam Ryan, **BCOT Class 2020-A** graduated on February 14 with a total of 36 cadets. Centerial Johnson of the East Arkansas Regional Unit was the recipient of the Willis H. Sargent Award. Deputy Warden James Dycus of the East Arkansas Regional Unit served as the guest speaker.

**IN-SERVICE DIVISION –**

The Training Academy kicked off the month of February by offering *Management Level I*, which was attended by 29 participants.

The following classes were also offered to Division of Correction staff through the Training Academy during the month:

- **Correctional Security for Non-Security (Religious Volunteers 16)** [18 participants]
- **Field Training Officer** [Two classes; 21 total participants]
- **Honor Guard Training** [14 participants]
- **Security Audits** [21 participants]
- **Servsafe** [15 participants]
- **Transformational Leadership** [33 participants]

**eCADEMY –**

During February, 867 ADC employees completed a total of 14,725 hours of eCADEMY training. About 19% of ADC employees completed at least one course during that timeframe, averaging 3.25 hours per staff member. The Computer Lab is open on a daily basis for employees who wish to complete online training through eCademy.

**HEALTH/CORRECTIONAL  
PROGRAMS****CHAPLAINCY SERVICES**

**Cummins Unit** – “Truth Infusion Ministries” held a three-day revival at the unit that began on February 28 with an average of 93 inmates in attendance each day.

**Delta Regional Unit** – The “Thread of Hope Recovery Program” began sessions led by their new director Ronnie Donaldson on February 24, with 14 inmates participating.

**East Arkansas Regional Unit** – On February 3, 86 inmates attended a special service led by the “Cops Out Preaching Salvation (COPS)” ministry group. The Islamic community celebrated “Saviors Day” on 2/26 with 42 inmates in attendance.

**Ester Unit** – Four inmates graduated from the “Advanced Principles and Applications for Life (APAL) Program” in a ceremony on February 20. “Truth Infusion Ministries” held a revival at the unit on 2/28-2/29 attended by 192 inmates.

**Hawkins Unit** – On February 25, 21 volunteers with “The Storybook Project” visited the unit and brought in a variety of books and assisted 102 inmates in making recordings of them reading to their children/loved ones.

**Maximum Security Unit** – On February 2, the “COPS” ministry group led a service at the unit attended by 33 inmates. The unit hosted a Valentine gift distribution of candy bars and crackers on 2/12. The Islamic community celebrated “Saviors Day” on 2/27 with 29 inmates participating. Seven inmates graduated from the “Principles and Applications for Life (PAL) Program” on 2/29.

**McPherson Unit** – On February 13, 34 inmates were baptized at an event attended by ten volunteers.

**CHAPLAINCY SERVICES, continued**

**Ouachita River Correctional Unit** – On February 3, the “COPS” ministry group held an event at the unit attended by 30 inmates. On 2/12, 187 inmates attended the “Living the Dream Talent Show” that was co-sponsored by the chapel.

**Pine Bluff Unit** – On February 20-23, Kairos Prison Ministry held an event with 23 inmates and 26 volunteers participating. “Truth Infusion Ministries” held a revival at the unit on 2/28-2/29 attended by an average of 130 inmates each night.

**Randall L. Williams Unit** – On February 14, the unit held a Valentine’s Day staff appreciation event with all staff members received a soda and bag of chips sponsored by the Chaplain’s Office.

**Tucker Unit** – On February 22, the unit held its first quarterly volunteer training meeting attended by 13 volunteers.

**Varner Unit** – On February 27, the Islamic community observed “Saviors Day” with 89 inmates participating.

**Wrightsville Unit** – On February 1, the “COPS” ministry group held a service at the unit attended by four volunteers and 97 inmates. The “Silverado Country Band” from Benton held an event attended by five volunteers and 102 inmates.

**ACCREDITATION**

**ACA internal audits completed:**

- 2/3–2/6 EARU File Review
- 2/10–2/12 Delta File Review
- 2//14 Delta File Review
- 2/17–2/18 Delta File Review
- 2/24–2/25 EARU File Review
- 2/26 NCU 2nd Pre-Audit
- 2/27–2/28 MCWRC File Review

**Fire/Safety and Sanitation independent audits conducted by the Fire and Sanitation Coordinator:**

- 2/4–2/5 EARU Audit Prep
- 2/6–2/7 MCWRC Audit Prep
- 2/10–2/11 EARU Audit Prep
- 2/11 NCU Audit Prep
- 2/12 EARU Audit Prep
- 2/13–2/14 Delta Audit Prep
- 2/17–2/19 EARU Audit Prep
- 2/20 Delta Audit Prep
- 2/24–2/26 Delta Audit Prep
- 2/28 EARU Audit Prep

**Classes taught:**

- 2/13 Training Academy

**VOLUNTEER SERVICES**

**Total Number of Volunteer Hours for February 2020:**

Unit/Program	Hours
Delta Unit	4.5
East Arkansas Regional Unit	7
Hawkins Unit	4
McPherson Unit	29
Mississippi County Work Release Center	3.75
North Central Unit	8
Northwest Arkansas Work Release Center	26.25
Ouachita River Correctional Unit	32
Pine Bluff Complex	8
Texarkana Regional Correctional Center	20.5
Varner	22
PAWS	22
Think Legacy	183.5
Religious Services/Chaplaincy	5,665
<b>Total Hours</b>	<b>6035.5</b>

**MENTAL HEALTH SERVICES**

**Reduction of Sexual Victimization Program (RSVP) and Sex Offender Treatment Programs (SOFT):**

February 2020	Capacity	Beginning Count	Completed	Removed	Admissions	End Count
RSVP	278	282	0	8	0	274
SOFT	30	7	3	0	9	13
<b>Total</b>	<b>308</b>	<b>289</b>	<b>3</b>	<b>8</b>	<b>9</b>	<b>287</b>

There are 815 males on the waiting list for RSVP and seven females on the waiting list for SOFT within five years of their TE date. Of those, 34 inmates are mandated by the Parole Board.

The average time on the waiting list from request is between one and two months for those stipulated.

The total on the waiting list, including those not currently within the identified timeframe, is 1,433 males – 1,114 of whom are low risk on the ARORA, and eight females – three of whom are low risk on the ARORA. There is one PREA inmate in the program at this time.

**\*The waiting list numbers include inmates that are ineligible due to class or housing status.**

**MENTAL HEALTH SERVICES, continued****Therapeutic Community (TC):**

February 2020 Unit	Capacity	Beginning Count	Completed	Removed	Admissions	End Count
McPherson	53	52	2	1	4	53
Tucker	136	132	7	9	17	133
Wrightsville	50	52	3	1	3	51
<b>Total</b>	<b>239</b>	<b>236</b>	<b>12</b>	<b>11</b>	<b>24</b>	<b>237</b>

There are 564 males and 117 females on the waiting list within 18 months of their release date. Of those, 16 are mandated by the Parole Board.

The average time on the waiting list from request is 26 days.

The total on the waiting list, including those not currently within the identified timeframe, is 1,083 males and 177 females; of these, 356 are low risk on the ARORA.

**Substance Abuse Treatment Program (SATP):**

Unit	Capacity	Beginning Count	Completed	Removed	Admissions	End Count
Cummins	47	45	0	6	9	48
Grimes	56	50	4	1	5	50
McPherson	106	98	14	6	22	100
Maximum Security	4	4	0	0	0	4
Randall L. Williams	200	171	31	17	62	185
Benton	20	19	7	1	9	20
Wrightsville	150	146	15	12	32	151
<b>Total</b>	<b>583</b>	<b>533</b>	<b>71</b>	<b>43</b>	<b>139</b>	<b>558</b>

There are 1,909 males and 212 females on the waiting list within 18 months of their release date. Of those, 46 are mandated by the Parole Board.

The average time on the waiting list from request is 14 days.

The total on the waiting list, including those not currently within the identified timeframe or ineligible due to class or housing status, is 2,863 males and 294 females; of these, 935 are low risk on the ARORA.

**Substance Use Intervention Program:** The Substance Use Intervention Program had 22 admissions and nine discharges for an end-of-month count of 37 for February. This program is housed at the Varner Unit and is for inmates found guilty of a disciplinary violation for drug use or drug possession.

**Ouachita River Correctional Unit (ORCU) Residential Program Unit (RPU):** The RPU had four admissions and seven discharges in February for an end-of-month count of 121.

**McPherson Unit Mental Health Residential Program Unit (RPU):** There were 15 admissions and one discharge in February for an end-of-month count of 53.

**Habilitation Program:** The Habilitation Program at the Ouachita River Correctional Unit provided treatment services to 46 inmates during February. There was one admission and one discharge resulting in an end-of-month count of 45.

**Anger Management Treatment:** The Anger Management Treatment Program at the Cummins Unit provided treatment services to 35 inmates during February. There were three admissions and 16 discharges for an end-of-month count of 19.

**Staffing:** The following Mental Health Services and Substance Abuse Treatment Program (SATP) positions were vacant in January and February 2020:

Positions	FTE's*	Jan. 2020	Feb. 2020
Psychologists	14	5	5
Social Workers	31	16	15
Advisors	64	10	8
Substance Abuse Program Leaders	35	3	4
Administrative Specialists	17	2	3

\*FTE refers to authorized Full Time Equivalent positions.

**ADDITIONAL MENTAL HEALTH AND MEDICAL INFORMATION****Self-Study Classes:**

Classes	# of Participants	# Completed	Waiting List
Anger Management	447	367	1,172
Thinking Errors	454	425	1,154
Substance Abuse Education	293	293	831
Communication Skills	299	283	1,132
Domestic Violence	238	202	288
Victims of Domestic Violence	48	48	48
Stress Management	374	358	1,140
Parenting	219	207	470

**ADDITIONAL MENTAL HEALTH AND MEDICAL INFORMATION, *continued***

**Suicide:** There were 97 suicidal threats during February. There were three attempts resulting in two deaths.

**Outpatient:** There were 2,195 inmates on the mental health medical log at the beginning of February. Mental Health staff conducted the following contacts during February:

Case Management Contacts	2,133
Requests for Interviews	1,271
Testing	2
Intakes	468
Unit Requests	1,578
Pre-Lockup Reviews	479
Routine Restrictive Housing Reviews	884
Restrictive Housing Rounds	22,633
PREA Evaluations	117
Routine Follow-up	318
834 Requests	40

**County Mental Health Requests:** During February, there were 167 requests received of a mental health nature. Of those, 64 inmates were fast-tracked to ADC.

**County Medical Health Requests:** During February, there were 475 requests received of a medical nature. A total of 11 inmates were fast-tracked to ADC.

**Medical Contract Reimbursements:** Sanction reimbursements for January were \$10,800.00.

**Deaths:** There were ten inmate deaths during the month of February. Five were claimed and five were cremated.

**Wellpath:** See attachment for Wellpath’s report regarding outside beds and emergency room visits.

**Medical Grievances:** In February, there were 171 appeals received of medical grievances and 207 appeals were answered; six of those were found to be with merit and three with merit but resolved.

**SEX OFFENDER ASSESSMENT**

**Assessments Completed:**

Risk Level	February	September 1999 through February 2020
Level 1	0	1,204
Level 2	40	7,841
Level 3	15	7,032
Level 4	0	684
Default 3	4	*
<b>Total</b>	<b>59</b>	<b>16,761</b>

\*Default Level 3’s are included in the total number of Level 3’s to date.

**ACIC Numbers:**

The total number of sex offenders registered from September 1999 through February 2020:

Compliant	8,472
Delinquent	1,091
Confined	3,363
Out-of-State	3,666
Address Unknown	121
Deported	206
Incapacitated	90
Out of USA	10
<b>Total</b>	<b>17,019</b>

Consistent with current Arkansas law, deceased offenders no longer remain on the registry.

**PAWS IN PRISON**

**Currently Enrolled in Training:**

Hawkins Unit	8
Maximum Security Unit	10
North Central Unit	8
Ouachita River Correctional Unit	5
Randall L. Williams Unit	6
Tucker Unit	8
<b>Total</b>	<b>45</b>

**Completed Paws in Prison Training:**

February 2020 Program Graduates	19
YTD 2020 Program Graduates	40
Total Graduates Since Inception (December 2011)	1,492
Dogs Currently in Foster (Graduated, but Not Adopted)	3
February 2020 Volunteer Hours	22
YTD Volunteer Hours	46

**CONSTRUCTION/MAINTENANCE**

**PROJECT UPDATES**

SEE CONSTRUCTION BUDGET / STATUS REPORT IN ATTACHMENTS SECTION (PAGES 21-22).

## AGENCY HIGHLIGHTS

### CUMMINS UNIT:

#### *Graduation Ceremony for Mentorship Program Held*

A graduation for the “Leave No Man Behind Mentorship Program” was held at the Cummins Unit in early February. The program, which began in November 2017 with the purpose of combating inmate drug usage, is voluntary and lasts 16 weeks. Inmates meet on Friday nights in large and small groups and cover topics related to a positive mental attitude, recovery dynamics, character building and toxic drug use. A lot of time is spent discussing different types of thinking and how to turn a negative mindset into a positive one. The ultimate goal is for the program to make a lasting impact in the lives of participants that leads to positive change.



### EAST ARKANSAS REGIONAL UNIT:

#### *Think Legacy Participants Create Vision Boards*

The Think Legacy Program at the East Arkansas Regional Unit facilitated a vision board activity during February with the purpose of participants putting their goals for the future on paper. Upon completion, the posters serve as a concrete reminder of what they want to accomplish in life. While some include pictures of fancy cars and material positions, much of the content on the vision boards reflects what they aspire to achieve with their families and the relationships they want to build with them. The encouraging takeaway from the activity is that it demonstrates that the participants are getting their priorities in order.



### GRIMES UNIT:

#### *Youth Challenge Program Participants Visit Unit*

Young men participating in the National Guard's Youth Challenge Program visited the Grimes Unit in February. The program takes an intervention approach in an effort to reclaim the lives of 16 to 18-year-olds who are having issues and making poor choices. They work on the values, life skills, education, and self-discipline needed to become productive citizens. The purpose for the visit to Grimes was to give the young men a look at what the future could look like for them if they don't make changes.



### MCPHERSON UNIT:

#### *Welding Course Underway*

On February 19, classroom instruction began for 11 McPherson inmates – the first females in the ADC – to take a welding course...and by day two they were actually welding. The vocational course is offered through Arkansas State University-Newport and holds a lot of promise. Successful completion of the course results in certification, and certified welders are in high demand and make good money, so it gives the students a solid goal to work towards achieving.



### OUACHITA RIVER CORRECTIONAL UNIT:

#### *Welding Workshop Built by Building Technologies Students*

With plans for the Ouachita River Correctional Unit to open a new welding program for its inmates, a workshop needed to be built. ADC's vocational program turned to another educational program for inmates – Building Technologies. Under the direction of Building Trades instructor Cecil Hathcock, the students did a good job of building almost all of the new welding shop, including laying the blocks and installing the exterior ventilation system. The shop is scheduled for completion by the end of March.



### RANDALL L. WILLIAMS UNIT:

#### *Horticulture Class Held*

Terrence Kirkpatrick of the Research and Extension Office of the University of Arkansas's Division of Agriculture visited the Randall L. Williams Unit (RLW) on February 20 to teach a horticulture class on the different types of pesticides and how they affect plants and the environment. ADC's Riverside Vocational School has partnered with the Agriculture Division to provide preparation training for the horticulture/landscape design classes at the RLW, North Central and McPherson Units. This partnership with the U of A is great for the department because of the career path opportunities it can offer the inmates upon their release from prison.



### VARNER UNIT:

#### *February Award Winners Announced*

Sergeant Ramona Davis (top photo), who is assigned to Varner SuperMax, was presented with the Security Employee of the Month Award for February by Warden James “Hoot” Gibson and Deputy Warden Chris Johnson. The Non-Security Employee of the Month Award was given to Floria Washington (bottom photo), who works as a Classification Officer at the SuperMax. We congratulate both on their outstanding achievements.



**2020 INFORMAL GRIEVANCE REPORT**

Month	BENTON	HAWK/M	HAWK/F	WRTS	EARU & MX	GRIMES	RLW	MCWR	MCPH	MSU	NCU	PBU	NWA	TU	TRCC	VSMX	VU	CU	ORCU	Ester	DRU	Bowie Cty	TOTAL
JAN	0	34	27	84	449	213	19	0	342	199	150	41	0	123	2	486	89	220	296	39	84	33	2,930
FEB	2	34	27	52	209	164	19	0	288	245	107	35	0	138	2	464	95	178	232	25	63	43	2,422
MAR	0	0	0	0	0	0	0	0	0	0	0	0	0	0	0	0	0	0	0	0	0	0	0
APR	0	0	0	0	0	0	0	0	0	0	0	0	0	0	0	0	0	0	0	0	0	0	0
MAY	0	0	0	0	0	0	0	0	0	0	0	0	0	0	0	0	0	0	0	0	0	0	0
JUN	0	0	0	0	0	0	0	0	0	0	0	0	0	0	0	0	0	0	0	0	0	0	0
JUL	0	0	0	0	0	0	0	0	0	0	0	0	0	0	0	0	0	0	0	0	0	0	0
AUG	0	0	0	0	0	0	0	0	0	0	0	0	0	0	0	0	0	0	0	0	0	0	0
SEPT	0	0	0	0	0	0	0	0	0	0	0	0	0	0	0	0	0	0	0	0	0	0	0
OCT	0	0	0	0	0	0	0	0	0	0	0	0	0	0	0	0	0	0	0	0	0	0	0
NOV	0	0	0	0	0	0	0	0	0	0	0	0	0	0	0	0	0	0	0	0	0	0	0
DEC	0	0	0	0	0	0	0	0	0	0	0	0	0	0	0	0	0	0	0	0	0	0	0
TOTAL	2	68	54	136	658	377	38	0	630	444	257	76	0	261	4	950	184	398	528	64	147	76	5,352

**2020 FORMAL GRIEVANCE REPORT**

Month	BENTON	HAWK/M	HAWK/F	WRTS	EARU & MX	GRIMES	RLW	MCWR	MCPH	MSU	NCU	PBU	NWA	TU	TRCC	VSMX	VU	CU	ORCU	Ester	DRU	Bowie Cty	TOTAL
JAN	0	13	10	35	404	105	5	0	130	174	90	11	0	92	4	260	65	125	153	15	43	7	1,741
FEB	0	13	10	31	365	59	15	1	120	130	61	22	0	75	0	242	66	104	126	17	32	16	1,505
MAR	0	0	0	0	0	0	0	0	0	0	0	0	0	0	0	0	0	0	0	0	0	0	0
APR	0	0	0	0	0	0	0	0	0	0	0	0	0	0	0	0	0	0	0	0	0	0	0
MAY	0	0	0	0	0	0	0	0	0	0	0	0	0	0	0	0	0	0	0	0	0	0	0
JUN	0	0	0	0	0	0	0	0	0	0	0	0	0	0	0	0	0	0	0	0	0	0	0
JUL	0	0	0	0	0	0	0	0	0	0	0	0	0	0	0	0	0	0	0	0	0	0	0
AUG	0	0	0	0	0	0	0	0	0	0	0	0	0	0	0	0	0	0	0	0	0	0	0
SEPT	0	0	0	0	0	0	0	0	0	0	0	0	0	0	0	0	0	0	0	0	0	0	0
OCT	0	0	0	0	0	0	0	0	0	0	0	0	0	0	0	0	0	0	0	0	0	0	0
NOV	0	0	0	0	0	0	0	0	0	0	0	0	0	0	0	0	0	0	0	0	0	0	0
DEC	0	0	0	0	0	0	0	0	0	0	0	0	0	0	0	0	0	0	0	0	0	0	0
TOTAL	0	26	20	66	769	164	20	1	250	304	151	33	0	167	4	502	131	229	279	32	75	23	3,246

## INMATE INSTITUTIONAL GRIEVANCE APPEAL REPORT – FEBRUARY 2020

	Acknowledged	Rejected	Processed W/O Merit	Processed W/ Merit
Benton Unit	0	0	0	0
Benton Work Release	0	0	0	0
Bowie County Texas Correctional Facility	4	2	3	0
Cummins Unit	25	9	46	0
Cummins Modular Unit	1	0	4	0
Delta Regional Unit	10	0	16	0
East Arkansas Regional Unit	17	2	22	0
East Arkansas Regional Max Unit	76	7	121	2
Ester Unit	3	0	2	0
Grimes Unit	16	4	18	0
Maximum Security Unit	29	3	31	0
Tucker Re-Entry	0	0	0	0
McPherson Unit	28	8	27	0
McPherson Mental Health Residential Program Unit	0	0	1	0
Mississippi County Work Release Center	0	0	0	0
Northwest Arkansas Work Release Center	0	0	0	0
North Central Unit	16	5	16	0
Ouachita River Correctional Unit	20	5	47	0
ORCU Hospital	0	0	1	0
ORCU New Commitment	10	1	16	1
ORCU Mental Health Residential Program Unit	0	0	1	0
Pine Bluff Unit	2	2	3	0
Pine Bluff Re-Entry	0	0	0	0
Randall L. Williams Correctional Facility	4	0	0	0
Texarkana Regional Correctional Center	0	0	0	0
Tucker Unit	9	3	11	0
Varner Super Max	97	17	118	0
Varner Unit	18	4	17	0
Wrightsville Unit	9	2	15	0
Hawkins Center	1	0	1	0
Hawkins for Males	0	1	0	0
Hawkins SPU	0	0	0	0
<b>Total</b>	<b>395</b>	<b>75</b>	<b>537</b>	<b>3</b>

## ADMISSIONS AND RELEASES – FEBRUARY 2020

<u>Admissions</u>	<u>Male</u>	<u>Female</u>	<u>Total</u>
Asian	0	0	0
Black	143	11	154
Hispanic	15	1	16
Native American Indian	2	0	2
Native Hawaiian or Pacific Isl.	0	0	0
White	236	55	291
Other	0	0	0
Unknown	1	0	1
<b>Total</b>	<b>397</b>	<b>67</b>	<b>464</b>

<u>Releases</u>	<u>Male</u>	<u>Female</u>	<u>Total</u>
Asian	3	1	4
Black	127	10	137
Hispanic	12	0	12
Native American Indian	0	0	0
Native Hawaiian or Pacific Isl.	0	0	0
White	231	54	285
Other	1	0	1
Unknown	0	0	0
<b>Total</b>	<b>374</b>	<b>65</b>	<b>439</b>

### ADC INMATE POPULATION GROWTH 2000-2026 - FEBRUARY 2020

Updated 2/28/2020

Mo.	2000	2001	2002	2003	2004	2005	2006	2007	2008	2009	2010	2011	2012	2013	2014	2015	2016	2017	2018	2019	2020
Jan.	11,984	11,908	12,402	13,015	13,105	13,595	13,481	13,839	14,518	14,796	15,334	16,312	15,134	14,815	17,481	18,142	17,785	17,824	18,201	17,958	17,989
Feb.	12,169	12,022	12,529	13,054	13,166	13,783	13,633	14,012	14,603	14,883	15,374	16,209	14,990	15,008	17,438	18,082	17,625	17,608	17,998	17,846	18,181
March	12,006	12,033	12,299	13,108	13,088	13,418	13,534	13,772	14,580	14,843	15,290	16,095	14,964	14,665	17,395	18,233	17,573	17,666	18,089	17,898	
April	12,069	12,167	12,465	13,213	13,323	13,469	13,554	13,851	14,769	14,937	15,570	16,172	15,124	14,850	17,604	18,703	17,815	17,798	18,227	17,977	
May	12,109	12,384	12,558	13,463	13,556	13,528	13,711	14,146	14,880	15,146	15,694	16,062	15,132	15,074	17,593	18,693	17,769	17,652	17,945	17,817	
June	12,005	12,108	12,439	13,418	13,389	13,251	13,430	13,915	14,700	15,025	15,564	15,554	14,832	14,825	17,340	18,813	17,973	17,963	17,972	17,942	
July	12,030	12,190	12,622	13,509	13,528	13,286	13,560	14,082	14,868	15,195	15,807	15,519	14,879	15,379	17,522	18,870	18,130	18,180	18,005	18,002	
August	12,087	12,371	12,815	13,565	13,632	13,419	13,646	14,224	15,100	15,385	15,829	15,240	14,675	16,103	17,549	18,806	17,919	18,051	17,751	18,090	
September	11,983	12,289	12,774	13,341	13,516	13,237	13,652	14,217	14,850	15,285	16,025	15,172	14,724	16,412	17,605	18,549	18,026	18,179	17,865	17,856	
October	12,119	12,348	12,942	13,341	13,584	13,363	13,775	14,349	14,836	15,381	16,311	15,271	14,856	16,993	17,880	18,430	18,127	18,348	17,943	17,947	
November	12,094	12,408	13,162	13,408	13,706	13,587	13,913	14,437	15,025	15,340	16,460	15,205	14,625	17,168	17,848	17,981	17,573	17,973	17,666	18,060	
December	11,856	12,333	12,845	13,106	13,470	13,338	13,728	14,315	14,716	15,199	16,204	15,062	14,654	17,235	17,874	17,707	17,537	18,078	17,799	17,759	
Net Ann. Inc.	29	477	512	261	364	-132	390	587	401	483	1,005	-1,142	-408	2,581	639	-167	-170	541	-279	-40	422
Avg. Mo. Inc.	2	40	43	22	30	-11	33	49	33	40	84	-95	-34	215	53	-14	-14	45	-23	-3	211

Population is total jurisdictional count at end of each month. Population at end of month December 1999 was 11,827.

Average monthly population increase for past fifteen years 2005 - 2019 is 24

Average monthly population increase for past ten years Jan. 2010 - Dec 2019 is 21

Average monthly population increase for past five years 2015 - 2019 is -2

Projected at Growth of 24 per Month

Mo.	2008	2009	2010	2011	2012	2013	2014	2015	2016	2017	2018	2019	2020	2021	2022	2023	2024	2025	2026
	Actual	Actual	Actual	Actual	Actual	Actual	Actual	Actual	Actual	Actual	Actual	Actual	Actual Proj.	Proj.	Proj.	Proj.	Proj.	Proj.	Proj.
January	14,518	14,796	15,334	16,312	15,134	14,815	17,481	18,142	17,785	17,824	18,201	17,958	17,989	18,445	18,733	19,021	19,309	19,597	19,885
February	14,603	14,883	15,374	16,209	14,990	15,008	17,438	18,082	17,625	17,608	17,998	17,846	18,181	18,469	18,757	19,045	19,333	19,621	19,909
March	14,580	14,843	15,290	16,095	14,964	14,665	17,395	18,233	17,573	17,666	18,089	17,898	18,205	18,493	18,781	19,069	19,357	19,645	19,933
April	14,769	14,937	15,570	16,172	15,124	14,850	17,604	18,703	17,815	17,798	18,227	17,977	18,229	18,517	18,805	19,093	19,381	19,669	19,957
May	14,880	15,146	15,694	16,062	15,132	15,074	17,593	18,693	17,769	17,652	17,945	17,817	18,253	18,541	18,829	19,117	19,405	19,693	19,981
June	14,700	15,025	15,564	15,554	14,832	14,825	17,340	18,813	17,973	17,963	17,972	17,942	18,277	18,565	18,853	19,141	19,429	19,717	20,005
July	14,868	15,195	15,807	15,519	14,879	15,379	17,522	18,870	18,130	18,180	18,005	18,002	18,301	18,589	18,877	19,165	19,453	19,741	20,029
August	15,100	15,385	15,829	15,240	14,675	16,103	17,549	18,806	17,919	18,051	17,751	18,090	18,325	18,613	18,901	19,189	19,477	19,765	20,053
September	14,850	15,285	16,025	15,172	14,724	16,412	17,605	18,549	18,026	18,179	17,865	17,856	18,349	18,637	18,925	19,213	19,501	19,789	20,077
October	14,836	15,381	16,311	15,271	14,856	16,993	17,880	18,430	18,127	18,348	17,943	17,947	18,373	18,661	18,949	19,237	19,525	19,813	20,101
November	15,025	15,340	16,460	15,205	14,625	17,168	17,848	17,981	17,573	17,973	17,666	18,060	18,397	18,685	18,973	19,261	19,549	19,837	20,125
December	14,716	15,199	16,204	15,062	14,654	17,235	17,874	17,707	17,537	18,078	17,799	17,759	18,421	18,709	18,997	19,285	19,573	19,861	20,149
Net Ann. Inc.	401	483	1,005	-1,142	-408	2,581	639	-167	-170	541	-279	-40	662	288	288	288	288	288	288
Ave. Mo. Inc.	33	40	84	-95	-34	215	53	-14	-14	45	-23	-3	55	24	24	24	24	24	24

## MONTHLY POPULATION AVERAGES - FEBRUARY 2020

Unit/Center	2/3	2/4	2/5	2/6	2/7	2/10	2/11	2/12	2/13	2/14	2/17	2/18	2/19	2/20	2/21	2/24	2/25	2/26	2/27	2/28	AVG
Benton	346	347	345	344	344	343	344	344	342	339	334	334	332	334	336	336	340	341	341	341	340
Cummins	1,959	1,964	1,962	1,954	1,953	1,951	1,954	1,946	1,948	1,943	1,941	1,941	1,938	1,938	1,955	1,948	1,947	1,951	1,949	1,952	1,950
Delta	624	618	618	627	621	618	622	620	622	624	622	622	622	625	623	618	617	619	617	616	621
East AR Reg	1,567	1,576	1,576	1,572	1,574	1,570	1,571	1,570	1,565	1,565	1,562	1,562	1,560	1,561	1,566	1,561	1,558	1,559	1,557	1,557	1,565
Ester	579	583	582	586	584	589	589	585	580	586	586	586	585	586	583	582	576	583	583	583	584
Grimes	1,078	1,078	1,076	1,076	1,081	1,081	1,076	1,076	1,073	1,074	1,075	1,075	1,078	1,088	1,084	1,084	1,085	1,084	1,084	1,078	1,079
Max Sec	561	561	561	559	559	558	559	564	567	571	571	571	570	568	568	569	570	569	568	569	566
McPherson	1,007	1,001	1,001	997	997	999	1,003	1,000	999	996	997	997	996	997	995	997	995	996	995	997	998
MCWRC	133	133	132	132	128	128	128	128	133	133	133	133	133	132	136	136	134	134	134	134	132
N Central	813	809	808	808	801	824	827	827	826	825	823	823	815	814	810	809	808	820	818	815	816
NWAWRC	100	100	100	100	100	100	102	101	102	102	100	100	100	100	100	100	100	100	100	100	100
Ouachita River	1,842	1,845	1,851	1,851	1,854	1,847	1,839	1,844	1,832	1,827	1,838	1,838	1,839	1,844	1,852	1,838	1,854	1,836	1,841	1,840	1,843
Randall L Williams	552	558	560	556	555	555	552	557	560	557	559	559	558	555	561	562	563	557	560	555	558
Pine Bluff	535	538	536	540	540	540	533	530	540	537	535	535	538	537	527	532	530	534	531	533	535
PB Reentry	54	54	54	54	54	54	54	54	54	54	54	54	53	53	53	54	54	54	54	54	54
TRCC	126	126	126	126	123	123	128	128	128	128	128	128	128	128	125	125	124	124	124	124	126
Tucker	994	994	992	994	993	984	980	980	980	976	984	984	983	983	982	992	992	989	989	985	987
Tucker Re-Entry	113	119	119	118	118	119	119	117	117	117	115	115	116	116	118	118	118	118	118	119	117
Varner	1,625	1,635	1,634	1,642	1,640	1,643	1,644	1,644	1,644	1,644	1,647	1,647	1,646	1,642	1,639	1,641	1,632	1,635	1,634	1,636	1,640
Wrightsville	862	863	862	862	859	861	856	852	848	844	857	857	859	857	854	852	847	845	852	854	855
WR Hawkins-Females	252	251	256	255	250	243	243	253	253	252	251	251	253	253	252	252	251	255	255	251	252
WR Hawkins-Males	196	196	196	198	198	196	198	197	195	196	196	196	195	196	196	196	197	197	196	196	196
Total ADC	15,918	15,949	15,947	15,951	15,926	15,926	15,921	15,917	15,908	15,890	15,908	15,908	15,897	15,907	15,915	15,902	15,892	15,900	15,900	15,889	15,466
Bowie CO., TX	329	329	329	330	330	330	330	330	330	330	330	330	327	327	325	334	334	334	334	334	330
ALETA	18	18	18	18	18	18	18	18	18	18	18	18	18	18	18	18	18	18	18	18	18
Ar State Police	63	62	62	61	61	60	60	60	62	62	62	62	62	62	64	64	64	64	64	64	62
Co Jail / M	1,195	1,178	1,196	1,207	1,248	1,233	1,243	1,253	1,260	1,285	1,283	1,283	1,292	1,284	1,280	1,297	1,319	1,326	1,354	1,363	1,269
Co Jail / F	136	138	138	147	154	151	150	143	140	145	151	151	149	152	154	157	162	161	164	164	150
Total Co Jail BK	1,331	1,316	1,334	1,354	1,402	1,384	1,393	1,396	1,400	1,430	1,434	1,434	1,441	1,436	1,434	1,454	1,481	1,487	1,518	1,527	1,419
309/M	248	249	248	248	247	249	251	251	251	249	249	249	249	249	249	249	249	248	248	247	249
309/F	82	82	82	82	82	82	82	82	82	79	80	80	80	80	80	80	80	79	79	79	81
Total Act 309	330	331	330	330	329	331	333	333	333	328	329	329	329	329	329	329	329	327	327	326	330
Total Non ADC	2,071	2,056	2,073	2,093	2,140	2,123	2,134	2,137	2,143	2,168	2,173	2,173	2,177	2,172	2,170	2,199	2,226	2,230	2,261	2,269	2,160
<b>Total</b>	<b>17,989</b>	<b>18,005</b>	<b>18,020</b>	<b>18,044</b>	<b>18,066</b>	<b>18,049</b>	<b>18,055</b>	<b>18,054</b>	<b>18,051</b>	<b>18,058</b>	<b>18,081</b>	<b>18,081</b>	<b>18,074</b>	<b>18,079</b>	<b>18,085</b>	<b>18,101</b>	<b>18,118</b>	<b>18,130</b>	<b>18,161</b>	<b>18,158</b>	<b>17,626</b>

## FISCAL YEAR 2020 COUNTY JAIL BACKUP - FEBRUARY 2020

DAY	Jul-19	Aug-19	Sep-19	Oct-19	Nov-19	Dec-19	Jan-20	Feb-20
1	1,502	1,507 *	1,639	1,434	1,521 *	1,584	1,278 *	1,319
2	1,500	1,518	1,620	1,417 *	1,521	1,584	1,278 *	1,319
3	1,506 *	1,518	1,620	1,443 *	1,521	1,508	1,279	1,331
4	1,495 *	1,518	1,586	1,467	1,502	1,432 *	1,279	1,316
5	1,495	1,536	1,558 *	1,467	1,505	1,412 *	1,279	1,334
6	* 1,495	1,506	1,531 *	1,467	1,513	1,397	1,281	1,354
7	* 1,495	1,511 *	1,531	1,443	1,538 *	1,397	1,271	1,402
8	1,507	1,492 *	1,531	1,443	1,547 *	1,397	1,274 *	1,402
9	1,510	1,491	1,505	1,444 *	1,547	1,345	1,300 *	1,402
10	1,520 *	1,491	1,504	1,441 *	1,547	1,332	1,300	1,384
11	1,544 *	1,491	1,487	1,446	1,545	1,296 *	1,300	1,393
12	1,550	1,503	1,446 *	1,446	1,545	1,280 *	1,300	1,396
13	* 1,550	1,523	1,429 *	1,446	1,528	1,293	1,259	1,400
14	* 1,550	1,538 *	1,429	1,444	1,517 *	1,293	1,263	1,430
15	1,527	1,562 *	1,429	1,454	1,556 *	1,293	1,253 *	1,430
16	1,523	1,584	1,437	1,430 *	1,556	1,286	1,197 *	1,430
17	1,507 *	1,584	1,439	1,433 *	1,556	1,261	1,194	1,434
18	1,491 *	1,584	1,435	1,453	1,498	1,229 *	1,194	1,434
19	1,518	1,596	1,452 *	1,453	1,475	1,236 *	1,194	1,441
20	* 1,518	1,609	1,443 *	1,453	1,509	1,249	1,181	1,436
21	* 1,518	1,609 *	1,443	1,432	1,525 *	1,249	1,181	1,434
22	1,503	1,625 *	1,443	1,442	1,513 *	1,249	1,165 *	1,434
23	1,511	1,660	1,443	1,452 *	1,513	1,273	1,180 *	1,434
24	1,488 *	1,660	1,429	1,464 *	1,513	1,239	1,188	1,454
25	1,497 *	1,660	1,416	1,489	1,556	1,239 *	1,188	1,481
26	1,526	1,622	1,396 *	1,489	1,571	1,239 *	1,188	1,487
27	* 1,526	1,614	1,428 *	1,489	1,581	1,241	1,210	1,518
28	* 1,526	1,636 *	1,428	1,493	1,584 *	1,241	1,225	1,527
29	1,515	1,651 *	1,428	1,464	1,584 *	1,241	1,270 *	1,527
30	1,522	1,639	1,423	1,472 *	1,584	1,246	1,286	
31	1,514 *	1,639		1,500		1,263	1,319	
Avg Daily Backup	1,514	1,570	1,478	1,455	1,536	1,317	1,244	1,417

Notes: Totals do not include 309 Contracts in County Jails (maximum of 336)

County Jail Back-up Average for February 2020 - 1,417

County Jail Back-up Fiscal Year Average as of February 29, 2020 - 1,441

Short-Term Revocation Program Average for February 2020 - 750

Short-Term Revocation Program Fiscal Year Average as of February 29, 2020 - 688

## STTG UNIT COUNTS – FEBRUARY 2020

Unit	Beginning Total	Confirmed	Suspected	In	Out	Paroled	Removed	Ending Total	Total Unit Population	Unit % of STTG's
Benton	76	0	0	2	4	3	1	70	338	20.71%
Cummins	684	22	0	21	18	12	0	697	1,953	35.69%
Delta	200	0	4	9	6	5	2	200	626	31.95%
EARU	603	0	0	26	12	14	0	603	1,555	38.78%
Grimes	362	11	0	38	23	6	0	382	1,075	35.53%
Hawkins	55	0	0	3	0	0	0	58	448	12.95%
Max	282	0	0	11	7	0	0	286	692	41.33%
Mcperson	42	1	1	0	1	1	0	42	999	4.20%
MCWR	39	0	0	1	1	1	0	38	134	28.36%
NCU	243	0	0	20	20	0	0	243	814	29.85%
NWAWR	13	0	0	2	0	0	0	15	99	15.15%
ORCU	316	0	0	35	24	15	0	312	1,609	19.39%
ORCU Intake	85	123	0	0	126	0	0	82	242	33.88%
PB/Ester	99	0	0	18	13	9	2	93	1,167	7.97%
RLW	199	0	0	72	58	6	0	207	550	37.64%
TWR	33	0	0	0	1	0	0	32	124	25.81%
Tucker	326	0	0	30	11	0	0	345	983	35.10%
Varner	660	0	0	69	52	10	0	667	1,641	40.65%
Wrightsville	284	0	0	51	29	20	0	286	848	33.73%
<b>Total</b>	<b>4,917</b>	<b>157</b>	<b>5</b>	<b>443</b>	<b>406</b>	<b>102</b>	<b>5</b>	<b>4,658</b>	<b>15,897</b>	<b>29.30%</b>

**ORCU Intake brought in 123 new STTG members into ADC last month.**

## STTG DISCIPLINARY REPORT – FEBRUARY 2020

Unit	STTG Incidents	STTG Suspected Incidents	Total Unit Disciplinary	Disciplinary Involving STTG	Percentage
Benton	0	0	9	2	22.22%
Cummins	2	4	165	83	50.30%
Delta	0	0	127	59	46.46%
EARU	0	0	289	250	86.51%
Grimes	0	1	108	35	32.41%
Hawkins	0	0	1	0	0.00%
Max	0	4	56	42	75.00%
Mcperson	0	0	172	15	8.72%
MCWR	0	0	6	2	33.33%
NCU	0	0	74	39	52.70%
NWAWR	0	0	17	0	0.00%
ORCU	0	0	124	61	49.19%
ORCU Intake	0	0	4	3	75.00%
PB/Ester	0	0	17	4	23.53%
RLW	0	0	30	15	50.00%
TWR	0	0	3	0	0.00%
Tucker	0	0	124	63	50.81%
Varner	1	0	262	143	54.58%
Wrightsville	0	0	75	36	48.00%
<b>Total</b>	<b>3</b>	<b>9</b>	<b>1,663</b>	<b>852</b>	<b>51.23%</b>

## STTG COUNTS BY STTG SET – FEBRUARY 2020

STTG Set	Benton	Cummins	Delta	EARU	Grimes	Hawkins	Max	Mcperson	MCWR	NCU	NWAWR	ORCU	Intake	PB	RLW	TWR	Tucker	Varner	Wrightsville	Total
Asian	0	1	0	0	0	0	0	0	1	1	0	0	0	3	2	0	0	0	0	8
Bloods	11	155	40	104	71	7	64	5	6	41	3	78	10	17	41	4	60	144	46	907
Crips	5	96	22	72	38	4	35	5	5	20	2	30	14	11	24	2	26	100	29	540
Folk	4	52	0	107	0	7	34	8	2	14	4	1	1	5	12	0	22	75	22	370
GD	19	155	44	93	123	8	58	0	7	39	0	59	22	20	46	9	106	138	66	1,012
Mexican	1	20	9	15	10	1	6	2	1	9	1	11	1	5	6	1	5	17	10	131
Motorcycle	0	2	2	1	3	1	3	1	0	1	0	1	0	1	1	0	3	0	0	20
Other	1	25	8	9	14	1	3	0	0	12	0	19	4	4	5	7	18	12	10	152
People	2	25	7	14	15	1	15	3	0	12	0	24	4	7	11	0	12	23	11	186
Unknown	0	9	6	9	5	1	3	0	0	5	0	8	11	0	7	2	0	4	10	80
W/S	16	52	46	68	45	10	14	18	6	53	5	23	6	9	25	0	33	39	33	501
AB	0	10	0	7	4	2	0	0	3	4	0	5	0	0	3	2	8	13	4	65
AC	1	7	2	14	14	5	9	0	1	5	0	7	1	5	1	4	7	18	10	111
NAE	2	42	5	38	15	5	13	0	3	8	0	25	5	1	10	1	15	35	17	240
WAR	8	46	9	52	25	5	29	0	3	19	0	21	3	5	13	0	30	49	18	335
<b>Total</b>	<b>70</b>	<b>697</b>	<b>200</b>	<b>603</b>	<b>382</b>	<b>58</b>	<b>286</b>	<b>42</b>	<b>38</b>	<b>243</b>	<b>15</b>	<b>312</b>	<b>82</b>	<b>93</b>	<b>207</b>	<b>32</b>	<b>345</b>	<b>667</b>	<b>286</b>	<b>4,658</b>

Key:

GD = Gangster Disciples

W/S = White Supremacist

NAE = New Aryan Empire

WAR = White Aryan Resistance

AC = Aryan Circle

AB = Aryan Brotherhood

## INTERNAL AFFAIRS BOARD REPORT - FEBRUARY 2020

Opened Investigation, Reviews/ASP February 2020	Open Investigation	Open Review	ASP Referral
Arson	0	0	0
Assault on Inmate	0	0	0
Assault on Staff	0	0	1
Attempted Escape from Unit	0	0	0
Banding Together to Interfere with Unit	0	0	0
Battery on Inmate without Serious Injury	1	0	0
Battery on Inmate with Serious Injury	0	0	1
Battery on Inmate with Use of Unknown Substance	0	0	0
Battery on Other Person with Serious Injury	0	0	0
Battery on Staff without Serious Injury	0	0	1
Battery on Staff with Serious Injury	0	0	0
Battery on Staff with Bodily Fluids	0	0	7
Battery on Staff with Use of Unknown Substance	0	0	0
Death	0	0	10
Disobey Direct Order	0	0	0
Employee Misconduct	5	1	0
Excessive Force	0	0	0
Escape from Unit	0	0	0
Escape from Work Release	0	0	0
Forcible Rape	0	0	0
Inappropriate Relationship	0	0	0
Indecent Exposure	0	0	0
Inmate on Inmate Abusive Sexual Contact	1	0	0
Inmate on Inmate Sexual Assault	0	0	0
Inmate on Inmate Sexual Contact	0	3	0
Inmate on Inmate Sexual Harassment	0	30	0
Inmate on Inmate Sexual Misconduct	0	22	0
Inmate on Inmate Nonconsensual Sexual Contact	0	0	0
Introduction of Cell Phone	0	0	1
Introduction of Contraband	1	0	4
Introduction of Drugs	0	0	0
Introduction of Tobacco	0	0	0
Major Breach of Security	0	0	0
Missing Narcotics	0	0	0
Other Incident	0	1	0
Other Rule Violation	0	0	0
Possession of Cell Phone	0	0	13
Possession of Drugs	0	0	3
Possession of a Weapon	0	0	0
Retaliation	0	0	0
Sexual Assault	0	0	0
Sexual Misconduct	0	0	0
Staff on Inmate Sexual Harassment	1	16	0
Staff on Inmate Sexual Misconduct	3	10	1
Staff on Staff Sexual Harassment	0	1	0
Staff on Staff Sexual Misconduct	1	1	0
Suicide Attempt	0	0	0
Suspected Criminal Activity	0	0	0
Trafficking	1	0	0
Use of Force	0	53	0
Verbal/Written Threat on Staff	0	0	0
Work Release Misconduct	0	0	0
<b>Total</b>	<b>14</b>	<b>138</b>	<b>42</b>

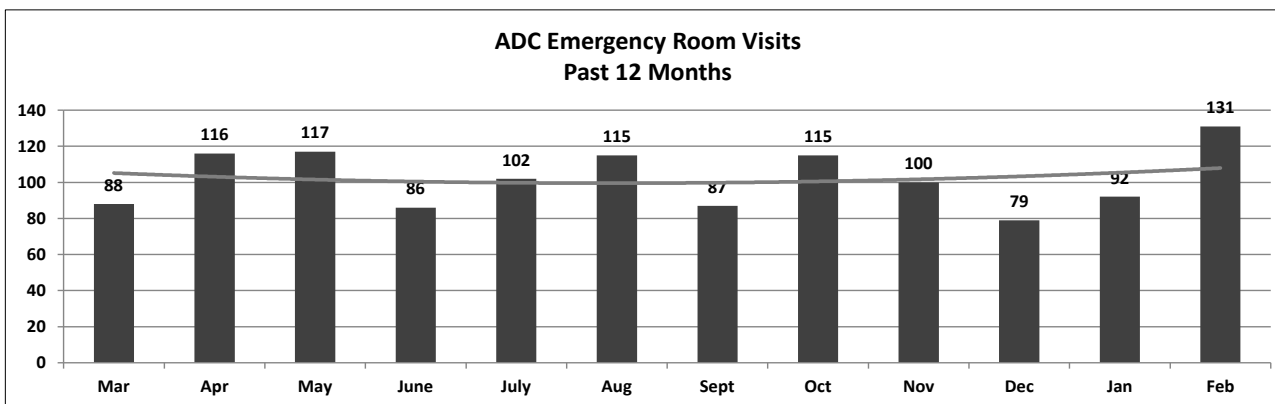
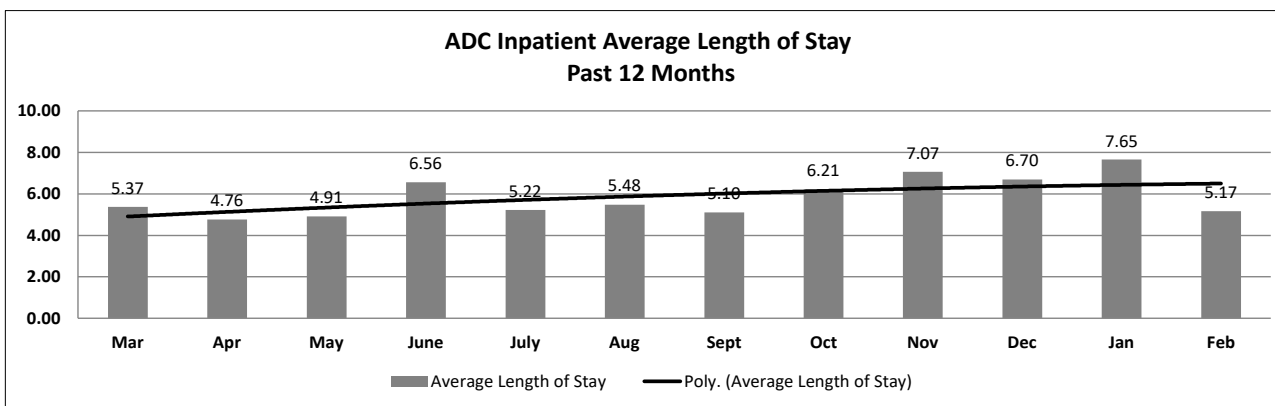
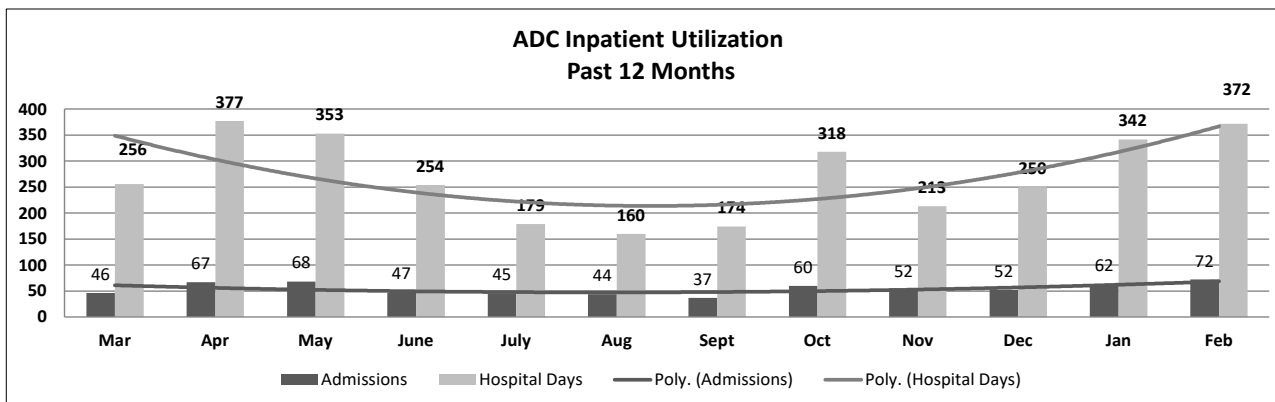
## ADC INPATIENT AND EMERGENCY ROOM UTILIZATION

**ADC Inpatient Statistics Past 12 Months**

	2019							2020					Average
	Mar	Apr	May	June	July	Aug	Sept	Oct	Nov	Dec	Jan	Feb	
<b>Admissions</b>	46	67	68	47	45	44	37	60	52	52	62	72	<b>54.3</b>
<b>Hospital Days</b>	256	377	353	254	179	160	174	318	213	250	342	372	<b>270.7</b>
<b>Average Length of Stay</b>	5.37	4.76	4.91	6.56	5.22	5.48	5.10	6.21	7.07	6.70	7.65	5.17	<b>4.98</b>

**ADC ER Visits Past 12 Months**

	2019							2020					Average
	Mar	Apr	May	June	July	Aug	Sept	Oct	Nov	Dec	Jan	Feb	
<b>Emergency Room Visits</b>	88	116	117	86	102	115	87	115	100	79	92	131	<b>102.3</b>



## MEDICAL GRIEVANCE BOARD REPORT – FEBRUARY 2020

Unit	Acknowledged/ Received	Rejected	Reviewed & Signed by Dep Director	With Merit	With Merit, but Resolved	% With Merit	Without Merit
Benton	0	0	0	0	0	0%	0
Bowie County	0	6	1	0	0	0%	1
CMU	1	1	0	0	0	0%	0
Cummins	7	1	10	1	0	10%	9
Delta	2	1	4	0	0	0%	4
EARU	22	4	26	0	0	0%	26
EARU Max	46	6	38	2	1	8%	35
Ester	3	0	3	0	0	0%	3
Grimes	4	1	10	0	0	0%	10
Hawkins	0	0	0	0	0	0%	0
McPherson	7	5	28	1	1	7%	26
MCWRC	0	0	0	0	0	0%	0
MSU	10	0	18	0	0	0%	18
North Central	17	2	1	0	0	0%	1
NWAWRC	0	0	0	0	0	0%	0
Ouachita	9	3	7	0	0	0%	7
Pine Bluff	0	0	0	0	0	0%	0
Randall L. Williams	0	0	1	0	0	0%	1
SNN	5	1	4	0	0	0%	4
TRCC	0	0	0	0	0	0%	0
Tucker	16	7	9	1	0	11%	8
Varner	7	0	15	0	0	0%	15
Varner Super Max	12	2	25	0	0	0%	25
WRU	3	0	3	0	1	33%	2
WHM	0	2	4	1	0	25%	3
WWR	0	0	0	0	0	0%	0
<b>Total</b>	<b>171</b>	<b>42</b>	<b>207</b>	<b>6</b>	<b>3</b>	<b>4%</b>	<b>198</b>

### CHAPLAINCY

Month: February Year: 2020	CUMMINS	DELTA REGIONAL	EAST ARKANSAS	EAST ARKANSAS MAX	ESTER	GRIMES	HAWKINS	MAXIMUM	MCPHERSON	NORTH CENTRAL	OUACHITA RIVER	PINE BLUFF	RANDALL L. WILLIAMS	TUCKER	VARNER	VARNER MAX	WRIGHTSVILLE	TOTAL
<b>Services Chaplains Oversaw</b>																		
Christian																		
Population	12	18	3	0	7	4	2	2	4	10	5	4	9	5	13	0	4	102
Segregation	0	0	0	0	0	0	0	0	0	0	0	0	0	0	0	0	0	0
Muslim																		
Population	4	4	2	0	4	4	0	5	4	1	1	4	4	0	6	0	1	44
Segregation	0	0	0	0	0	0	0	0	0	0	0	0	0	0	0	0	0	0
<b>146</b>																		
<b>Volunteers in Charge</b>																		
Protestant	9	5	22	0	21	28	19	26	20	0	5	0	10	25	13	2	25	230
Catholic	2	1	4	0	1	11	8	1	2	4	4	0	1	0	3	2	4	48
Muslim	0	0	1	0	0	0	0	1	0	0	8	0	4	2	0	0	2	18
Other	2	0	8	0	1	0	2	27	4	0	26	0	0	4	4	0	1	79
Baptism	0	0	12	0	0	0	0	0	34	3	0	0	2	0	0	0	8	59
<b>Marriages</b>																		
	0	0	0	0	1	0	0	0	0	0	0	0	0	1	1	0	0	3
<b>Distributed by Chaplains</b>																		
Greeting Cards	35	6	0	0	57	24	400	138	666	45	500	121	34	1,316	17	119	0	3,478
Bibles, Quran, Torah, Etc.	17	30	13	12	27	13	12	6	28	12	650	27	28	221	18	23	20	1,157
Study Course	5	6	6	11	5	17	0	320	137	0	45	23	2	218	38	3	0	836
Writing Supplies	0	0	0	0	36	0	150	21	72	0	1,500	0	3	287	0	0	0	2,069
Literature	899	625	1,190	817	78	31	250	212	212	675	650	204	268	718	689	255	159	7,932
<b>Chaplain's Visits</b>																		
Barracks	73	40	3		80	73	12	24	10	61	155	34	4	74	568		21	1,232
Approximate Hours Spent in Barracks	25	10	1	0	40	44	9	19	6	15	24	0	0	18	150	19	10	390
Inmate Office visits	37	176	94	0	58	117	24	29	119	23	30	47	110	185	179	0	23	1,251
Other Office visits	18	20	29	4	25	34	8	5	21	8	75	21	2	40	22	7	8	347
Hospital	2	0	0	0	4	0	0	0	2	2	23	1	5	0	0	0	1	40
Infirmery/Sick Call	6	3	1	0	8	12	4	25	8	5	12	4	7	5	3	2	3	108
Restrictive/Punitive Housing	10	2	0	6		8	0	34	16	8	9	8	2	13	0	8	3	127
PC - DRU		3																3
Visitation Days	0	3	0	0	0	0	0	0	0	0	0	1	1	0	0	0	0	5
<b>Volunteer Visits</b>																		
RCV	0	0	12	0	0	2	17	0	32	0	5	63	2	5	3	0	0	141
OCV	46	15	34	0	24	65	40	70	45	39	54	37	0	29	11	0	16	525
Spiritual Advisor	2	0	0	0	1	0	0	0	1	0	3	0	0	2	0	0	1	10
CRA	29	11	89	12	26	30	71	119	40	78	113	33	28	66	26	4	35	810
<b>Religious Volunteer Hours</b>																		
Volunteer Hours	117	67	234	30	102	1,064	154	256	179	527	475	1,066	42	284	148	9	102	4,856
Denominational/Volunteer Chaplain Hours	18	18	5	0	160	4	134	43	115	161	22	16	7	28	18	0	60	809
<b>5,665</b>																		
<b>Other Activities of Chaplain</b>																		
Counseled Employees	6	8	9	0	8	3	8	1	42	3	29	2	0	5	12	0	3	139
Orientation Sessions	4	1	0	0	0	0	0	0	2	0	0	1	1	0	0	0	4	13
Free World Devotions	1	0	4	0	6	18	0	0	2	0	6	1	0	4	22	0	0	64
Spoke in Churches	28	0	4	0	1	6	0	0	2	0	4	1	0	2	22	0	1	71
Crisis Intervention Sessions	27	12	4	0	0	0	8	0	21	6	12	0	12	11	8	2	14	137
Marriage Counseling	0	0	0	0	1	2	0	0	0	0	3	0	0	1	1	0	1	9
Denominational Meeting	0	0	0	0	1	0	0	0	0	0	1	0	0	0	0	0	1	3
Chaplain's Meeting	4	1	1	0	1	2	1	0	1	0	1	0	1	1	5	0	1	20
Volunteer Training Session	1	4	0	0	0	0	0	0	0	0	1	1	1	1	0	0	0	9
<b>Chaplain Transfers</b>																		
	0	0	0	0	0	0	0	0	0	0	0	0	0	0	0	0	0	0
<b>Chaplain Promotions</b>																		
	0	0	0	0	0	0	0	0	0	0	0	0	0	0	0	0	0	0
<b>PAL PROGRAM</b>																		
Enrolled at start of month	46	23	49	0	36	48	51	23	53	17	29	0	33	60	48	0	28	544
Enrolled during the month	4	4	6	0	5	5	8	4	13	16	2	0	1	9	1	0	1	79
Removed From PAL Program																		
# Paroled	2	1	0	0	0	0	4	0	1	0	0	0	0	2	0	0	4	14
# Completed	0	1	4	0	4	0	0	0	1	4	4	0	0	1	0	0	0	19
# Withdrew	1	0	1	0	0	0	1	0	2	4	1	0	0	3	1	0	1	15
# Removed	1	1	0	0	1	3	1	2	1	1	2	0	0	0	0	0	0	13
# Transferred	0	0	0	0	1	1	5	1	8	0	1	0	0	3	0	0	2	22
Total Removed from PAL Program	4	3	5	0	6	4	11	3	13	9	8	0	0	9	1	0	7	83
Total Enrolled at the End of the Month	46	24	50	0	35	49	48	24	53	24	23	0	34	60	48	0	22	540
<b>Volunteers In PAL</b>																		
	17	2	11	0	6	25	20	10	25	6	7	0	2	6	1	0	4	142
<b>Special Events:</b>																		
	1	1	2	0	2	0	1	4	1	0	2	2	1	1	1	0	2	21

## CONSTRUCTION BUDGET / STATUS REPORT - MARCH 10, 2020 — [Page 1 of 2]

Fund	Project Description	Total Projected	Budget	Available Funds	\$ % Complete	Construction % Complete	Notes
KBR4Q95	ESTER - Phase 3 - General Improvement Fund	2,951,933	4,383,781	1,431,849	67%	98%	Parking Lot in design. Cameras will be installed around perimeter after paving. ADFA bonds turned back on Phases 1 & 2 1A
700483A	EARU ISO Rec Yard	265,735	271,430	5,695	98%	100%	Complete
700483A	Varner ISO Rec Yard	179,734	180,953	1,219	99%	100%	Complete
700483A	EARU Max Rec Precast Rec Yard	77,004	659,553	582,549	12%	0%	Looking at alternates. Preparing plans for expanded metal rec pens.
700483A	Tucker Max Precast Rec Yard	60,028	1,210,000	1,149,972	5%	0%	Plans on hold.
700483A	Cummins Precast Rec Yard	49,857	927,500	877,643	5%	0%	Plans on hold.
KBR4Q95	Bullpens	380,850	851,999	471,149	45%	98%	Varner & EARU complete. Installation underway at Max. Locks should arrive in 3 weeks.
KBR4Q95	13 & 15 Barracks Door Revisions	119,737	174,000	54,263	69%	68%	All doors and locks installed in 13 Barracks.
KBR4Q95	Camera's (New)	1,066,411	1,248,000	181,589	85%	82%	Delta & Varner complete, working at EARU, Tucker, Cummins, RLW, and the Max.
700485A	Entegrity Energy Improvements at EARU & Delta	16,961,127	17,010,204	49,077	100%	97%	lights (100%), plumbing 100%, water (100%), compost (100%), & solar (100%), HVAC (100%). Only Training is incomplete.
700486A	Pine Bluff Unit Barracks 9 Renovation	368,491	437,000	68,509	84%	96%	9A, B C & D construction complete, 4/5/19. Water controls arrived 2/5, training underway.
KBSCW18	McPherson Administration	243,853	395,439	151,586	62%	25%	Walls are up, slabs poured, brick being laid on exterior walls. Precast arrived 2/17, installed 2/19/20.
KBSCW18	McPherson Visitation	280,130	312,430	32,300	90%	25%	
KBR4Q95	McPherson Administration and Visitation	-	100,000	100,000	0%	25%	
KBSHW18	Tucker Water Treatment	-	1,093,848	1,093,848	0%	0%	preparing RFQ for designer
KBSFW18	Max Armory	-	70,000	70,000	0%	0%	to replace existing inadequate Armory. Plans complete, submitting documents to DBA
KBSFW18	Varner Armory	-	68,399	68,399	0%	0%	On site working on site preparation.
KBR4Q95	Tucker Isolation Bed Project	15,856	24,503	8,648	65%	0%	bed prototyped, started fabricating the remainder.
KBR4Q43	Tucker Stainless Steel Showers	147,090	250,000	102,910	59%	55%	Complete except for two windows, to be installed as soon as the frames arrive.
7004820	Central Office Roof Replacement	416,625	500,000	83,375	83%	100%	Started 12/3, complete 4/30/19
7004820	Pine Bluff Infirmary Roof Replacement	63,681	132,800	69,119	48%	100%	Pre-Const Mtg held 6-3-19, 120 days to complete, 100% compl.
7004810	Administrative East Roof Replacement	-	309,375	309,375	0%	0%	ADFA has funded, prepared RFQ for Plans design. 2nd advertisement 2/23/20, responses due back 3/9/20
7004810	Central Warehouse Roof Replacement	-	135,020	135,020	0%	0%	
7004810	RLW Roof Replacement	-	1,888,776	1,888,776	0%	0%	
22V	NWARWRC Laundry and Commissary	-	250,000	250,000	0%	0%	DBA approved Plans, Springdale Water Dept comments rec'd & answered.

## Telephone Projects

Maintenance & Operations	Fire Alarm Upgrades (All Units)	5,028	41,000	35,972	12%	10%	on-going
	Stainless Steel - Kitchen/Shower/Restrooms - All Units	17,903	20,000	2,097	90%	75%	continual need



CONSTRUCTION BUDGET / STATUS REPORT - MARCH 10, 2020 — [Page 2 of 2]

Fund	Project Description	Total Projected	Budget	Available Funds	\$ % Complete	Construction % Complete	Notes
Maintenance & Operations	Parking Lot - Gravel and Paving - EARU	66,209	68,000	1,792	97%	97%	Weather permitting ArDOT start dressing the road 3/10, and start paving 3/16.
	Gates and Fences all units	18,542	25,000	6,458	74%	60%	to improve security
	ACA Maintenance	74,078	100,000	25,922	74%	60%	Wrightsville, Benton, & Tucker passed. Upcoming are Delta, NCU, EARU & MCWRC.
	ADA Projects - All Units	0	10,000	10,000	0%	0%	as needed. Have plans for Varner sports field sidewalk
	Fast Top Floor Systems (kitchen/laundry/showers all units)	6,442	25,000	18,558	26%	0%	Tucker Pods nearing completion, Benton restrooms underway.
	Camera Equipment - All Units	170,698	250,000	79,302	68%	58%	cameras as requested/approved.
	Lock/Riot Gates - All Units	28,942	90,500	61,558	32%	28%	on-going.
	AC Units-All Units	52,816	70,000	17,184	75%	72%	repairing & replacing daily.
<b>Subtotal</b>		<b>\$ 440,659</b>	<b>\$ 699,500</b>	<b>\$ 258,841</b>			
Capital Projects FY20 Carry Forward	Metal Ceilings	0	25,000	25,000	0%	0%	NCU next.
	ORCU Gravel Pit Operations	5,891	35,000	29,109	17%	17%	on-going. Crusher operating.
	Dog Kennel/Horse Stable Malvern	0	48,000	48,000	0%	0%	DBA comments received, responses underway.
	Emergency Generator - All Units	157,195	250,000	92,805	63%	60%	Cummins 300kW generator ordered. 4/19/20 arrival.
	Tucker 4 new filters & one aeration tank	451,555	488,434	36,879	92%	70%	Building slab complete. Filter bid awarded to low bidder.
	Roof Repairs-Cummins	0	145,000	134,815	7%	0%	Prepared large order for multiple Units. Currently at the Max. Need repairs at ORCU, Delta & others. Varner & ORCU beginning repairs
	Roof Repairs-Cummins Laundry	0				0%	
	Roof Repairs-East Arkansas	0				0%	
	Roof Repairs-Max	8,784				6%	
	Roof Repairs-Tucker	1,402				0%	
	Roof Repairs-Varner	0				0%	
	Roof Repairs-Wrightsville	0				0%	
	Boiler Repair	97,306				100,000	
<b>Subtotal</b>		<b>\$ 722,132</b>	<b>\$ 1,091,434</b>	<b>\$ 369,302</b>			
New Projects	Max manhole	0	0	0	0%	0%	to provide access to a blockage point in sewer
	Tucker Barracks 10 covered walkway	0	0	0	0%	0%	Plans submitted to DBA, replying to Comments.
	RLW Sewer relocation 400' + 2 MH	0	0	0	0%	0%	frequent stoppages, defect in pipe line.
	Max Boiler Tank Replacement	0	0	0	0%	0%	
	Additional Metal Fab shop	0	29,266	29,266	0%	0%	room to do more metal work
	PB Warehouse Drive replacement	0	50,000	50,000	0%	0%	asphalt drive pot holed
	Fuel Cards/Pumps for Cummins	0	0	0	0%	0%	
<b>Subtotal</b>		<b>\$ -</b>	<b>\$ 79,266</b>	<b>\$ 79,266</b>			
Architect Fees		12,932	30,000	17,068	43%		
<b>Total</b>		<b>\$ 1,175,723</b>	<b>\$ 1,900,200</b>	<b>\$ 724,477</b>			

**Notes** Report has not been reconciled against Accountings Reconciled Reports. Tolerance/Deviation is with in 1% of Projected Spending.