



DIVISION OF CORRECTION

# BOARD REPORT

December 2019



@ARDeptofCorrections



@adcpio

Dexter Payne,  
Director



## POPULATION REPORT

### RESEARCH/PLANNING

**November 2019 Admissions and Releases** – Admissions for November 2019 totaled **486** (385-males & 101-females) while releases totaled **423** (373-males & 50 females) for a net increase in-house of **63** inmates.

**Inmate Population Growth/Projection** – At the end of November 2019, the jurisdictional population totaled **18,060**, representing a growth of **261** inmates since the first of January 2019. Average monthly growth for calendar year 2019 at the end of November is **24** inmates, up from an average monthly decrease of **23** inmates per month during calendar year 2018.

**Average County Jail Back-up** – The backup in the County Jails averaged **1,536** inmates per day during the month of November 2019 – up from an average of **1,455** inmates per day during the month of October 2019. Of the **1,536** average, short-term revocations accounted for **624** (564-males & 61-females) during the month.

## INSTITUTIONS

### PRISON RAPE ELIMINATION ACT (PREA)

#### PREA Hotline Data:

Number of Calls Received	447*
Total PREA Issue Calls	27
Total Non-PREA Calls	152
Total Repeat Calls	118
Total Calls with No Message	150
Total Technical Failure Calls	0
Test Calls	0

\*Four calls placed to the PREA hotline were made by Division of Community Correction residents.

The PREA Coordinator provided the following training during the month of November:

- **PREA Train the Trainer** - November 15 (attended by 11 Division of Correction/two Division of Community Correction staff members)

### INMATE INSTITUTIONAL GRIEVANCES

**Inmate Formal/Informal Grievances:** During November 2019, a total of 1,674 formal grievances and 2,447 informal grievances were filed at various units.

**Institutional Grievances Appeals:** There was a total of 629 appeals of institutional grievances received in November 2019. Of those, 542 were acknowledged and 87 were rejected for various reasons. A total of 369 appeals were answered; 358 had no merit and 11 were found with merit.

### SECURITY TERRORISTIC THREAT GROUP (STTG)

The STTG Coordinator, along with K-9, assisted in three BCOT special assignments on November 4, 5, and 25. They joined together again on 11/13 to teach the BCOT class at the Training Academy.

The STTG Coordinator taught “Blue Courage” at the Cummins Unit on the 11/5 and 11/6, as well as assisted the Jonesboro Police Department on 11/20 with intel concerning area STTG activity.

### FARM

Row crop harvesting at all farms was completed in November. Grounds were fertilized where possible in preparation for the 2020 crops.

Calves in the beef cattle operation were weaned in preparation to be sold in December.

Fall gardens were wiped out by an early frost/freeze.

### REGIONAL MAINTENANCE HOURS

Regional Maintenance Hours	November 2019
Benton Unit	5,348
Delta Regional Unit	2,036
East Arkansas Regional Unit	472
Grimes Unit	1,520
McPherson Unit	1,316
Mississippi County Work Release	960
North Central Unit	7,368
Ouachita River Unit	1,216
Randall L. Williams Unit	2,576
Texarkana Regional Correctional Center	1,057
Tucker Unit	1,264
Varner Unit	3,791
Wrightsville Unit	944
<b>Total Hours</b>	<b>29,868</b>

**WORK RELEASE RENT REPORT**

Unit	November 2019
Benton Unit	\$104,108.00
Mississippi County Work Release	\$40,766.00
Northwest Arkansas Work Release	\$39,032.00
Pine Bluff Work Release	\$32,249.00
Texarkana Regional Correctional Center	\$41,463.00
Tucker Reentry Work Release	\$24,293.00
<b>Total</b>	<b>\$281,911.00</b>

**RANDALL L. WILLIAMS  
JUVENILE EDUCATION PROGRAM**

November 2019 Capacity: 20	Beginning Count	New Commitments	DCR/Punitive	Transferred/ Turned 18	Paroled	End Count
Juveniles*	12	0	0	2	0	10

\*Juveniles are transferred from the program once they reach the age of 18.

**REENTRY**

**WORKFORCE ALLIANCE FOR  
GROWTH IN THE ECONOMY (WAGE)**

November 2019 Capacity: 142 Unit:	Beginning Count	Admissions During Mo.	Removed*	Completed	End Count
Delta	9	0	3	0	6
Ester**	0	0	0	0	0
Hawkins	17	14	0	9	22
McPherson	8	4	0	0	12
Ouachita River	20	0	0	0	20
Tucker	17	2	1	2	16
Tucker Reentry	0	0	0	0	0
Wrightsville	20	6	2	9	15
<b>TOTAL</b>	<b>91</b>	<b>26</b>	<b>6</b>	<b>20</b>	<b>91</b>

\*The "Removed" column indicates the number of participants who transferred, signed out, received a disciplinary, were removed because test scores were not returned/were too low to continue, or were released from prison.

\*\*The Ester Unit WAGE Program is going through a programming transition with no classes being taught at this time.

**ADVANCED PRINCIPLES  
AND APPLICATIONS FOR  
LIFE PROGRAM (APAL)**

November 2019 Capacity: 86	Beginning Count	Admissions During Mo.	Removed*	End Count
Ester	36	0	0	36
Hawkins	30	8	5	33
<b>TOTAL</b>	<b>66</b>	<b>8</b>	<b>5</b>	<b>69</b>

Advanced PAL is an 18-month reentry program that combines a pre-release curriculum with the PAL program.

\*The "Removed" column indicates the number of participants who paroled, completed the program, withdrew from the program, transferred, or were removed from the program for another reason.

**WRIGHTSVILLE-HAWKINS  
PATHWAY TO FREEDOM PROGRAM**

November 2019 Capacity: 200	Beginning Count	Enrolled During the Month	Removed	End Count*
Wrightsville-Hawkins PTF	198	5	5	198

**THINK LEGACY**

November 2019 Capacity: 635 Unit	Beginning Count	Admitted	Graduated	Removed	End Count
Cummins	58	9	6	11	50
Delta Regional	24	2	4	1	21
East Arkansas Regional	49	6	0	7	48
Ester	75	0	0	6	69
Grimes	53	9	7	0	55
Hawkins (Female)	38	5	1	2	40
McPherson	64	4	3	4	61
North Central	55	8	5	7	29
Ouachita River	33	9	5	8	29
Tucker	50	13	2	8	53
Tucker Women's Reentry	16	8	0	3	21
Varner	50	8	4	7	47
Wrightsville	46	6	6	4	42
<b>Total</b>	<b>611</b>	<b>87</b>	<b>43</b>	<b>68</b>	<b>565</b>

**THINK LEGACY, continued**

There are 121 females and 387 males on the Think Legacy waiting list, for a total of 508. All Think Legacy applicants are within six to 18 months of their TE or discharge date. The average wait time is approximately 120 days. A total of 565 participant slots are filled out of the available 635. The number of volunteer hours for the month totaled 148.25.

**November 2019 Think Legacy Activities included:**

The Cummins Unit held a Goal-Reaching Festival on November 22. The Delta Unit hosted the TRIOS/Delta Educational Opportunity Center during the month. A graduation ceremony was held on 11/27 at the Grimes Unit. On 11/26, the North Central Unit hosted a job seminar completion celebration. The Child Support Enforcement Agency visited the Hawkins Unit during the month. The McPherson Unit was visited by the Marilee House on 11/6, the House of Faith on 11/7, and the Harbor Home on 11/18. The McPherson Unit hosted a Thankful and Grateful Celebration on 11/27. The Wrightsville Unit hosted a Workforce Development event featuring mock job interviews on 11/26.

**ADMINISTRATIVE SERVICES****TRAINING ACADEMY - NOVEMBER 2019****BASIC TRAINING DIVISION –**

Under the direction of instructor Adam Ryan, **BCOT Class 2019-N** graduated on November 15 with a total of 55 cadets. Jeriamy Burks of the Ouachita River Correctional Unit was the recipient of the Willis H. Sargent Award. Warden Nurzuhal Faust of the North Central Unit served as the guest speaker.

**IN-SERVICE DIVISION –**

The Training Academy offered one session of *Blue Courage* during November at the Cummins Unit Pavilion, which was attended by 26 employees.

The following classes were also offered to ADC staff through the Training Academy during the month:

- **American Red Cross CPR Instructor Course**  
[Three participants]
- **Correctional Security for Non-Security (Contract Staff 16)**  
[35 participants]
- **Correctional Security for Non-Security (Volunteers 8)**  
[Seven participants]
- **Fire, Safety, and Sanitation Inspector Certification Class**  
[16 participants]
- **Storm Spotter** [Seven participants]
- **Taser Training** [Two classes; eight participants total]

**eCADEMY –**

During November, 400 ADC employees completed a total of 4,241 hours of eCADEMY training. About 10% of ADC employees completed at least one course during that timeframe, averaging 0.92 hours per staff member. The Computer Lab is open on a daily basis for employees who wish to complete online training through eCademy.

**HEALTH/CORRECTIONAL PROGRAMS****CHAPLAINCY SERVICES**

**Cummins Unit** – On November 14-16, Greater New Bibleway Church held a three-day revival service that was attended by an average of 90 inmates each night. A total of 15 volunteers attended Chaplaincy CRA Training that was held on 11/23 at the United Pentecostal Church in White Hall.

**Delta Regional Unit** – Chaplain Shockey served as hostess for a visit by about 15 Dermott Chamber of Commerce members on November 14. The group had the opportunity to hear from staff and tour the unit.

**East Arkansas Regional Unit** – Revival services were held at the unit on November 4-9, attended by an average of 120 inmates. On 11/10, the 106th Army National Guard Band performed at a Veteran's Day celebration held at the chapel and attended by 78 inmate veterans.

**Maximum Security Unit** – On November 7, Patrick Newton, Director of Marketing Communications at the Clinton School of Public Service, observed the "Mindful Money" class for participants in the reentry program for an article he was writing. Seventeen inmates and two staff attended the class.

**McPherson Unit** – On November 14-17, a Kairos Walk was held at the unit, with 34 volunteers and 30 inmates participating in the event.

**North Central Unit** – On November 1, the chapel hosted a Thanksgiving card distribution event. A North Hall Revival was held at the unit on 11/7-11/9, with an average of five volunteers and 50 inmates attending each night of services.

**Randall L. Williams Unit** – On November 28, breakfast sandwiches were passed out to the officers for Thanksgiving.

**Tucker Unit** – On November 16, the unit held a Quarterly Volunteer Training session attended by 13 volunteers.

**ACCREDITATION**

**ACA internal audits completed:**

11/4–11/8 North Central Unit File Review Completed

**Fire/Safety and Sanitation independent audits conducted by the Fire and Sanitation Coordinator:**

11/4 East Arkansas Regional Unit Independent Audit

11/12–11/15 East Arkansas Regional Unit Independent Audit

**Classes taught:**

11/14 Training Academy

11/25–11/26 Fire Safety Certification Class

**VOLUNTEER SERVICES**

**Total Number of Volunteer Hours for November 2019:**

Unit/Program	Hours
Cummins Unit	1
Delta Unit	5.5
East Arkansas Regional Unit	18
Hawkins Unit	3
McPherson Unit	17
Mississippi County Work Release Center	13
North Central Unit	4
Northwest Arkansas Work Release Center	18.25
Ouachita River Correctional Unit	28
Pine Bluff Complex	6.75
Varner	20
PAWS	22
Think Legacy	148.25
Religious Services/Chaplaincy	4,083
<b>Total Hours</b>	<b>4387.75</b>

**MENTAL HEALTH SERVICES**

**Reduction of Sexual Victimization Program (RSVP) and Sex Offender Treatment Programs (SOFT):**

November 2019	Capacity	Beginning Count	Completed	Removed	Admissions	End Count
RSVP	278	288	0	4	0	284
SOFT	30	7	1	0	0	6
<b>Total</b>	<b>308</b>	<b>295</b>	<b>1</b>	<b>4</b>	<b>0</b>	<b>290</b>

There are 760 males on the waiting list for RSVP and 13 females on the waiting list for SOFT within five years of their TE date. Of those, 30 inmates are mandated by the Parole Board.

The average time on the waiting list from request is between one and two months for those stipulated.

The total on the waiting list, including those not currently within the identified timeframe, is 1,417 males – 1,114 of whom are low risk on the ARORA, and 16 females – eight of whom are low risk on the ARORA. There is one PREA inmate in the program at this time.

**\*The waiting list numbers include inmates that are ineligible due to class or housing status.**

**Therapeutic Community (TC):**

October 2019 Unit	Capacity	Beginning Count	Completed	Removed	Admissions	End Count
Tucker	136*	135	11	14	20	130
Wrightsville	50*	48	3	3	8	50
McPherson	53*	53	4	3	5	51
<b>Total</b>	<b>239</b>	<b>236</b>	<b>18</b>	<b>20</b>	<b>33</b>	<b>231</b>

There are 623 males and 104 females on the waiting list within 18 months of their release date. Of those, nine are mandated by the Parole Board.

The average time on the waiting list from request is 28 days.

The total on the waiting list, including those not currently within the identified timeframe, is 1,093 males and 150 females; of these, 330 are low risk on the ARORA.

**\*Denotes transitional beds available at this treatment program. The Tucker Therapeutic Community has 129 client slots and seven peer counselor slots.**

**MENTAL HEALTH SERVICES, continued**

**Substance Abuse Treatment Program (SATP):**

Unit	Capacity	Beginning Count	Completed	Removed	Admissions	End Count
Cummins	47*	45	0	7	7	45
Grimes	56*	51	8	1	8	50
McPherson	106*	104	13	7	17	101
Maximum Security	3	3	0	0	0	3
Randall L. Williams	200*	170	36	17	39	156
Benton	20*	20	1	2	2	19
Wrightsville	150*	139	12	10	30	147
<b>Total</b>	<b>582</b>	<b>532</b>	<b>70</b>	<b>44</b>	<b>103</b>	<b>521</b>

There are 1,799 males and 214 females on the waiting list within 18 months of their release date. Of those, 47 are mandated by the Parole Board.

The average time on the waiting list from request is ten days.

The total on the waiting list, including those not currently within the identified timeframe or ineligible due to class or housing status, is 2,789 males and 289 females; of these, 842 are low risk on the ARORA.

\*Denotes transitional beds available at this treatment program.

**Substance Use Intervention Program:** The Substance Use Intervention Program had six admissions and ten discharges for an end-of-month count of 34 for November. This program is housed at the Varner Unit and is for inmates found guilty of a disciplinary violation for drug use or drug possession.

**ORCU Residential Program Unit (RPU):** The RPU had two admissions and one discharge in November for an end-of-month count of 125.

**McPherson Mental Health Residential Program Unit (RPU):** There were five admissions and four discharges in November for an end-of-month count of 40.

**Habilitation Program:** The Habilitation Program at the Ouachita River Correctional Unit provided treatment services to 45 inmates during October. There were no admissions or discharges resulting in an end-of-month count of 45.

**Anger Management Treatment:** The Anger Management Treatment Program at the Cummins Unit provided treatment services to 37 inmates during November. There were five admissions and five discharges for an end-of-month count of 32.

**Staffing:** The following Mental Health Services and Substance Abuse Treatment Program (SATP) positions were vacant in October and November 2019:

Positions	FTE's*	October	November
Psychologists	14	5	5
Social Workers	31	12	13
Advisors	64	13	13
Substance Abuse Program Leaders	35	4	4
Rehab Program Director	1	1	1
Administrative Specialists	17	2	1

\*FTE refers to authorized Full Time Equivalent positions.

**ADDITIONAL MENTAL HEALTH AND MEDICAL INFORMATION**

**Self-Study Classes:**

Classes	# of Participants	# Completed	Waiting List
Anger Management	267	253	1,154
Thinking Errors	226	201	1,158
Substance Abuse Education	150	144	791
Communication Skills	241	233	992
Domestic Violence	111	93	360
Victims of Domestic Violence	69	69	87
Stress Management	180	165	1,253
Parenting	120	118	537

**Suicide:** There were 83 suicidal threats during November. There were nine attempts, none of which resulted in death.

**ADDITIONAL MENTAL HEALTH AND MEDICAL INFORMATION, *continued***

**Outpatient:** There were 2,109 inmates on the mental health medical log at the beginning of November. Mental Health staff conducted the following contacts during November:

Case Management Contacts	2,133
Requests for Interviews	1,526
Testing	2
Intakes	474
Unit Requests	1,150
Counseling (with Treatment Plans)	0
Pre-Lockup Reviews	457
Routine Restrictive Housing Reviews	1,120
Restrictive Housing Rounds	20,107
PREA Evaluations	138
Routine Follow-up	327
834 Requests	18

**County Mental Health Requests:** During November, there were 144 requests of a mental health nature received. Of those, 82 inmates were fast-tracked to ADC.

**County Medical Health Requests:** During November, there were 587 requests of a medical nature received. Eleven inmates were fast-tracked to ADC.

**Medical Contract Reimbursements:** Sanction reimbursements for October were \$21,850.00.

**Deaths:** There were four inmate deaths during the month of November. Two were claimed and two were cremated.

**Wellpath:** See attachment for Wellpath’s report regarding outside beds and emergency room visits.

**Medical Grievances:** In November, there were 205 appeals of medical grievances received and 125 appeals were answered; eight of those were found to be with merit and one with merit but resolved.

**SEX OFFENDER ASSESSMENT**

**Assessments Completed:**

Risk Level	November	September 1999 through November 2019
Level 1	0	1,201
Level 2	26	7,738
Level 3	12	6,967
Level 4	0	671
Default 3	2	*
<b>Total</b>	<b>40</b>	<b>16,577</b>

\*Default Level 3’s are included in the total number of Level 3’s to date.

**ACIC Numbers:**

The total number of sex offenders registered from September 1999 through November 2019:

Compliant	8,602
Delinquent	948
Confined	3,311
Out-of-State	3,602
Address Unknown	122
Deported	205
Incapacitated	86
Out of USA	10
<b>Total</b>	<b>16,887</b>

Consistent with current Arkansas law, deceased offenders no longer remain on the registry.

**PAWS IN PRISON**

**Currently Enrolled in Training:**

Hawkins Unit	7
Maximum Security Unit	8
North Central Unit	8
Ouachita River Unit	6
Randall L. Williams Unit	5
Tucker Unit	6
<b>Total</b>	<b>40</b>

**Completed Training:**

November 2019	24
YTD 2019	193
Since Inception (December 2011)	1,436
Dogs Currently in Foster (Graduated, but Not Adopted)	3
Volunteer Hours	22
Volunteer Hours (Year-to-Date)	199

**CONSTRUCTION/MAINTENANCE**

**PROJECT UPDATES**

SEE CONSTRUCTION BUDGET / STATUS REPORT IN ATTACHMENTS SECTION (PAGES 22-23).

## AGENCY HIGHLIGHTS

### AGENCY-WIDE:


#### *Special Olympics Athletes Presented with Awards by Officers*

Corporal Jake Breeding, Corporal Chris Bennett, and Corporal Tamarus Howard, all of the Pine Bluff



Complex, accompanied ADC Volunteer Coordinator Lauren Holstead to Pine Bluff's Thunder Lanes on November 5 to hand out awards to Special Olympics athletes. The Division of Correction is a big supporter of the Special Olympics program, and the athletes were excited to receive their awards from and interact with our officers.

#### *Budnik Promoted to Warden*



Christopher Budnik first joined the ADC in 2003 as a Correctional Officer. By 2013, he promoted his way up to the role of Deputy Warden and has served in that capacity at the Grimes, McPherson, Varner, and Cummins Units. On November 8, an announcement was made of his promotion to Warden of the Delta Unit.

*Budnik* Congratulations to Warden Budnik.

#### *ERT Recertification Training Held*

Recertification training for members of the Emergency Response Teams (ERT) took place in November. More than 100 ERT members ran the paces in the tough three-day training to keep up their skills and be the best they can be for the agency.



#### *Motorcycle Ride Prompts Donations for Local Families*

Administrative East office staff collected toys and canned food to be donated to the Jefferson County Mutual Aid Association and Abate 20 to make the holidays better for needy families.



Many of the donations stemmed from a motorcycle ride held on November 9 that was sponsored by the Blue Knights Arkansas Chapter IV Law Enforcement Motorcycle Club, of which several of our officers are involved. The response was great and the mood was festive with 86 motorcyclists taking part in the toy ride that started at White Hall High School and ended at Admin East.

#### *Nation's First Water Leak Detection Dog Got Her Start with Paws in Prison*

In a news conference held at Little Rocks River Market Pavilions, a former Paws in Prison (PIP) standout student was officially introduced as the newest employee at Central Arkansas Water (CAW). As the very first water leak detection dog in the nation, the appropriately named, "Vessel," has come a long way from her humble beginnings – where she was dumped in the middle of a Louisiana sugar cane field. She made her way to Arkansas due to PIP's relationship with the Villalobos Rescue Center in New Orleans and then received months of PIP training with inmates at the Maximum Security Unit and the Randall L. Williams Unit. Everyone who encountered Vessel knew she was special, so when the opportunity to receive specialized training in water detection came about, she was the obvious choice to take on the task of learning how to sniff out chlorine-treated water. There's no doubt that her involvement with PIP helped lay the foundation for her success.



**AGENCY HIGHLIGHTS, continued**

**OUACHITA RIVER CORRECTIONAL UNIT:  
*Earl Recognized in County's Dynamic Dozen List and Starts Unit Newspaper***

Superintendent DeAngelo Earl of the Ouachita River Correctional Unit was named one of the Dynamic Dozen of Hot Spring County during the month of November, which recognizes outstanding residents and what they do to make the county a better place.

Around the same time, Mr. Earl also started a unit newspaper, "The Ouachita Times," for the employees of the unit to keep them updated on all that's happening in and around the huge ORCU facility.



**CUMMINS UNIT:**

***High School Students Tour Cummins Unit***

Students from Monticello High School visited the Cummins Unit to see how Arkansas prisons operate. The group quickly came to realize that real-life prisons are very different from the ones portrayed on TV and in the movies. They were able to witness firsthand that the prison is a much quieter, cleaner, brighter and more controlled place than they thought.



**EAST ARKANSAS REGIONAL UNIT:  
*EARU Holds Thanksgiving Food Drive***

The staff of the East Arkansas Regional Unit seized the opportunity to give back to those less fortunate and held a food drive during November that yielded enough donations to benefit 11 families for the Thanksgiving season.



**WRIGHTSVILLE UNIT:**

***Bradshaw Sworn In as DCC Director***

The Wrightsville Unit served as the backdrop for Jerry Bradshaw being sworn in as the new director of the Division of Community Correction by DOC Secretary Wendy Kelley on November 7. Mr. Bradshaw brings a great deal of experience and vision to the role, and we anticipate a great future working with him.



**2019 INFORMAL GRIEVANCE REPORT**

Month	BENTON	HAWK/M	HAWK/F	WRTS	EARU & MX	GRIMES	RLW	MCWR	MCPH	MSU	NCU	PBU	NWA	TU	TRCC	VsMX	VU	CU	ORCU	Ester	DRU	Bowie Cty	TOTAL
JAN	1	25	25	85	362	310	28	0	448	175	118	33	0	139	1	470	72	151	228	24	132	57	2,884
FEB	0	15	27	80	341	284	17	0	267	147	148	30	0	107	0	450	54	149	406	20	96	39	2,677
MAR	3	15	30	96	305	254	26	0	309	155	171	52	0	125	0	517	72	201	339	27	80	44	2,821
APR	0	34	14	100	305	243	21	0	454	267	141	42	0	97	0	607	145	167	255	29	97	53	3,071
MAY	3	21	12	88	354	299	10	0	278	406	106	40	1	119	1	448	90	180	396	32	114	35	3,033
JUN	1	20	17	81	290	221	21	0	307	192	131	37	1	130	0	478	67	157	203	21	110	46	2,531
JUL	1	30	20	109	318	294	19	4	383	242	143	38	0	113	1	489	88	183	426	27	101	60	3,089
AUG	3	29	19	122	316	272	17	2	390	146	139	17	0	135	4	445	84	136	494	27	90	45	2,932
SEPT	1	45	20	73	449	258	27	0	307	220	117	48	0	135	0	511	86	222	494	20	115	69	3,217
OCT	1	36	42	93	309	197	33	0	359	241	125	52	0	100	0	565	77	254	346	21	66	57	2,974
NOV	4	28	24	109	270	201	21	0	248	200	92	54	0	98	0	507	61	160	259	17	45	49	2,447
DEC	0	0	0	0	0	0	0	0	0	0	0	0	0	0	0	0	0	0	0	0	0	0	0
TOTAL	18	298	250	1,036	3,619	2,833	240	6	3,750	2,391	1,431	443	2	1,298	7	5,487	896	1,960	3,846	265	1,046	554	31,676

**2019 FORMAL GRIEVANCE REPORT**

Month	BENTON	HAWK/M	HAWK/F	WRTS	EARU & MX	GRIMES	RLW	MCWR	MCPH	MSU	NCU	PBU	NWA	TU	TRCC	VsMX	VU	CU	ORCU	Ester	DRU	Bowie Cty	TOTAL
JAN	0	14	8	37	335	152	16	0	171	128	70	13	0	117	0	289	55	106	155	12	73	21	1,772
FEB	0	4	5	56	334	134	9	0	104	185	78	15	0	81	0	255	46	115	161	8	57	8	1,655
MAR	3	9	4	40	332	121	12	0	115	111	102	15	0	125	0	310	5	144	113	25	37	14	1,637
APR	0	14	4	52	274	128	19	0	153	289	81	21	0	67	0	334	130	119	150	14	42	21	1,912
MAY	1	10	4	39	337	137	37	0	109	270	49	20	1	93	0	277	77	126	151	13	45	5	1,801
JUN	0	7	4	44	265	92	8	0	115	192	77	12	1	89	0	264	56	95	130	0	57	17	1,525
JUL	1	9	2	36	397	142	13	1	144	232	78	7	0	88	1	294	73	113	165	12	53	22	1,883
AUG	1	14	4	59	370	142	10	1	140	162	65	6	0	120	1	240	59	146	494	9	38	13	2,094
SEPT	0	19	10	34	400	110	11	0	105	236	62	11	0	102	0	302	75	133	173	15	58	19	1,875
OCT	1	17	9	43	394	81	14	0	105	227	58	11	0	76	0	320	63	173	195	9	33	16	1,845
NOV	2	9	6	65	332	96	16	0	103	302	43	16	0	68	1	253	49	109	158	8	27	11	1,674
DEC	0	0	0	0	0	0	0	0	0	0	0	0	0	0	0	0	0	0	0	0	0	0	0
TOTAL	9	126	60	505	3,770	1,335	165	2	1,364	2,334	763	147	2	1,026	3	3,138	688	1,379	2,045	125	520	167	19,673

## INMATE INSTITUTIONAL GRIEVANCE APPEAL REPORT – NOVEMBER 2019

	Acknowledged	Rejected	Processed W/O Merit	Processed W/ Merit
Benton Unit	0	0	0	0
Benton Work Release	0	0	0	0
Bowie County Texas Correctional Facility	3	1	1	0
Cummins Unit	41	9	40	0
Cummins Modular Unit	0	0	0	0
Delta Regional Unit	6	1	7	0
East Arkansas Regional Unit	18	4	27	0
East Arkansas Regional Max Unit	182	9	105	8
Ester Unit	0	0	1	0
Grimes Unit	11	8	7	0
Maximum Security Unit	56	8	21	0
Tucker Re-Entry	0	0	0	0
McPherson Unit	9	7	0	0
McPherson Mental Health Residential Program Unit	0	0	0	0
Mississippi County Work Release Center	0	0	0	0
Northwest Arkansas Work Release Center	0	0	0	0
North Central Unit	5	5	9	0
Ouachita River Correctional Unit	30	6	23	0
ORCU Hospital	0	0	0	0
ORCU New Commitment	15	2	9	0
ORCU Mental Health Residential Program Unit	0	0	0	0
Pine Bluff Unit	2	2	4	0
Pine Bluff Re-Entry	0	0	0	0
Randall L. Williams Correctional Facility	3	3	1	0
Texarkana Regional Correctional Center	0	1	0	0
Tucker Unit	28	1	11	3
Varner Super Max	113	14	61	0
Varner Unit	13	3	17	0
Wrightsville Unit	5	3	10	0
Hawkins Center	2	0	2	0
Hawkins for Males	0	0	2	0
Hawkins SPU	0	0	0	0
<b>Total</b>	<b>542</b>	<b>87</b>	<b>358</b>	<b>11</b>

## ADMISSIONS AND RELEASES – NOVEMBER 2019

<u>Admissions</u>	<u>Male</u>	<u>Female</u>	<u>Total</u>
Asian	0	0	0
Black	137	16	153
Hispanic	12	1	13
Native American Indian	0	0	0
Native Hawaiian or Pacific Isl.	0	0	0
White	236	84	320
Other	0	0	0
<b>Total</b>	<b>385</b>	<b>101</b>	<b>486</b>

<u>Releases</u>	<u>Male</u>	<u>Female</u>	<u>Total</u>
Asian	1	0	1
Black	133	11	144
Hispanic	12	1	13
Native American Indian	0	0	0
Native Hawaiian or Pacific Isl.	1	0	1
White	225	38	263
Other	1	0	1
<b>Total</b>	<b>373</b>	<b>50</b>	<b>423</b>

ADC INMATE POPULATION GROWTH 2000-2026 - NOVEMBER 2019

Updated 11/30/2019

Mo.	2000	2001	2002	2003	2004	2005	2006	2007	2008	2009	2010	2011	2012	2013	2014	2015	2016	2017	2018	2019
Jan.	11,984	11,908	12,402	13,015	13,105	13,595	13,481	13,839	14,518	14,796	15,334	16,312	15,134	14,815	17,481	18,142	17,785	17,824	18,201	17,958
Feb.	12,169	12,022	12,529	13,054	13,166	13,783	13,633	14,012	14,603	14,883	15,374	16,209	14,990	15,008	17,438	18,082	17,625	17,608	17,998	17,846
March	12,006	12,033	12,299	13,108	13,088	13,418	13,534	13,772	14,580	14,843	15,290	16,095	14,964	14,665	17,395	18,233	17,573	17,666	18,089	17,898
April	12,069	12,167	12,465	13,213	13,323	13,469	13,554	13,851	14,769	14,937	15,570	16,172	15,124	14,850	17,604	18,703	17,815	17,798	18,227	17,977
May	12,109	12,384	12,558	13,463	13,556	13,528	13,711	14,146	14,880	15,146	15,694	16,062	15,132	15,074	17,593	18,693	17,769	17,652	17,945	17,817
June	12,005	12,108	12,439	13,418	13,389	13,251	13,430	13,915	14,700	15,025	15,564	15,554	14,832	14,825	17,340	18,813	17,973	17,963	17,972	17,942
July	12,030	12,190	12,622	13,509	13,528	13,286	13,560	14,082	14,868	15,195	15,807	15,519	14,879	15,379	17,522	18,870	18,130	18,180	18,005	18,002
August	12,087	12,371	12,815	13,565	13,632	13,419	13,646	14,224	15,100	15,385	15,829	15,240	14,675	16,103	17,549	18,806	17,919	18,051	17,751	18,090
September	11,983	12,289	12,774	13,341	13,516	13,237	13,652	14,217	14,850	15,285	16,025	15,172	14,724	16,412	17,605	18,549	18,026	18,179	17,865	17,856
October	12,119	12,348	12,942	13,341	13,584	13,363	13,775	14,349	14,836	15,381	16,311	15,271	14,856	16,993	17,880	18,430	18,127	18,348	17,943	17,947
November	12,094	12,408	13,162	13,408	13,706	13,587	13,913	14,437	15,025	15,340	16,460	15,205	14,625	17,168	17,848	17,981	17,573	17,973	17,666	18,060
December	11,856	12,333	12,845	13,106	13,470	13,338	13,728	14,315	14,716	15,199	16,204	15,062	14,654	17,235	17,874	17,707	17,537	18,078	17,799	
Net Ann. Inc.	29	477	512	261	364	-132	390	587	401	483	1,005	-1,142	-408	2,581	639	-167	-170	541	-279	261
Avg. Mo. Inc.	2	40	43	22	30	-11	33	49	33	40	84	-95	-34	215	53	-14	-14	45	-23	24

Population is total jurisdictional count at end of each month. Population at end of month December 1999 was 11,827.

Average monthly population increase for past fifteen years 2004 - 2018 is 26

Average monthly population increase for past ten years Jan. 2009 - Dec 2018 is 26

Average monthly population increase for past five years 2014 - 2018 is 9

Projected at Growth of 26 per Month

Mo.	2008	2009	2010	2011	2012	2013	2014	2015	2016	2017	2018	2019	2020	2021	2022	2023	2024	2025	2026
	Actual	Actual	Actual	Actual	Actual	Actual	Actual	Actual	Actual	Actual	Actual	Actual/ Proj.	Proj.	Proj.	Proj.	Proj.	Proj.	Proj.	Proj.
January	14,518	14,796	15,334	16,312	15,134	14,815	17,481	18,142	17,785	17,824	18,201	17,958	18,112	18,424	18,736	19,048	19,360	19,672	19,984
February	14,603	14,883	15,374	16,209	14,990	15,008	17,438	18,082	17,625	17,608	17,998	17,846	18,138	18,450	18,762	19,074	19,386	19,698	20,010
March	14,580	14,843	15,290	16,095	14,964	14,665	17,395	18,233	17,573	17,666	18,089	17,898	18,164	18,476	18,788	19,100	19,412	19,724	20,036
April	14,769	14,937	15,570	16,172	15,124	14,850	17,604	18,703	17,815	17,798	18,227	17,977	18,190	18,502	18,814	19,126	19,438	19,750	20,062
May	14,880	15,146	15,694	16,062	15,132	15,074	17,593	18,693	17,769	17,652	17,945	17,817	18,216	18,528	18,840	19,152	19,464	19,776	20,088
June	14,700	15,025	15,564	15,554	14,832	14,825	17,340	18,813	17,973	17,963	17,972	17,942	18,242	18,554	18,866	19,178	19,490	19,802	20,114
July	14,868	15,195	15,807	15,519	14,879	15,379	17,522	18,870	18,130	18,180	18,005	18,002	18,268	18,580	18,892	19,204	19,516	19,828	20,140
August	15,100	15,385	15,829	15,240	14,675	16,103	17,549	18,806	17,919	18,051	17,751	18,090	18,294	18,606	18,918	19,230	19,542	19,854	20,166
September	14,850	15,285	16,025	15,172	14,724	16,412	17,605	18,549	18,026	18,179	17,865	17,856	18,320	18,632	18,944	19,256	19,568	19,880	20,192
October	14,836	15,381	16,311	15,271	14,856	16,993	17,880	18,430	18,127	18,348	17,943	17,947	18,346	18,658	18,970	19,282	19,594	19,906	20,218
November	15,025	15,340	16,460	15,205	14,625	17,168	17,848	17,981	17,573	17,973	17,666	18,060	18,372	18,684	18,996	19,308	19,620	19,932	20,244
December	14,716	15,199	16,204	15,062	14,654	17,235	17,874	17,707	17,537	18,078	17,799	18,086	18,398	18,710	19,022	19,334	19,646	19,958	20,270
Net Ann. Inc.	401	483	1,005	-1,142	-408	2,581	639	-167	-170	541	-279	287	312	312	312	312	312	312	312
Ave. Mo. Inc.	33	40	84	-95	-34	215	53	-14	-14	45	-23	24	26	26	26	26	26	26	26

MONTHLY POPULATION AVERAGES - NOVEMBER 2019

Unit/Center	11/1	11/4	11/5	11/6	11/7	11/8	11/11	11/12	11/13	11/14	11/15	11/18	11/19	11/20	11/21	11/22	11/25	11/26	11/27	11/28	11/29	AVG
Benton	328	329	328	334	337	341	339	339	340	338	338	338	337	340	338	344	343	342	342	337	337	338
Cummins	1,646	1,642	1,648	1,651	1,651	1,652	1,654	1,654	1,655	1,658	1,659	1,663	1,662	1,660	1,655	1,660	1,657	1,657	1,652	1,650	1,650	1,654
Delta	613	622	618	624	623	623	624	624	625	629	629	627	625	624	622	621	619	619	624	619	619	623
E AR Reg	1,696	1,696	1,699	1,690	1,698	1,696	1,697	1,697	1,694	1,692	1,696	1,693	1,690	1,690	1,688	1,677	1,671	1,671	1,669	1,667	1,667	1,687
Ester	586	583	586	590	589	588	588	588	587	586	586	579	587	581	589	585	588	589	589	589	589	587
Grimes	1,082	1,083	1,076	1,082	1,080	1,078	1,076	1,076	1,084	1,075	1,067	1,075	1,081	1,078	1,077	1,071	1,083	1,083	1,079	1,080	1,080	1,078
Max Sec	690	688	689	697	697	695	693	693	690	690	690	690	688	688	688	688	692	691	688	688	688	691
McPherson	977	976	971	964	967	972	977	977	975	975	973	979	992	1,005	1,013	1,018	1,019	1,016	1,019	1,017	1,017	990
MCWRC	130	130	130	132	132	130	130	130	130	130	129	129	129	129	131	132	132	132	131	128	128	130
N Central	842	853	850	847	847	845	837	837	837	837	831	831	842	837	833	831	842	839	838	835	835	839
NWAWRC	99	99	99	100	100	100	100	100	100	100	100	100	100	99	100	100	100	100	100	100	100	100
Ouachita River	1,855	1,852	1,838	1,838	1,839	1,840	1,836	1,836	1,840	1,837	1,848	1,856	1,856	1,848	1,845	1,845	1,841	1,848	1,854	1,852	1,852	1,846
Randall L Williams	545	548	554	547	544	545	546	547	547	551	545	544	545	545	548	540	548	548	549	552	552	547
Pine Bluff	533	530	536	532	530	524	537	536	543	535	532	548	550	547	547	546	542	541	538	539	539	538
PB Reentry	54	54	54	53	53	53	53	53	53	54	54	54	54	54	54	54	54	54	54	54	54	54
TRCC	121	125	125	125	125	125	126	126	126	126	126	126	126	126	123	122	122	122	119	121	121	124
Tucker	1,013	1,006	1,003	1,010	1,010	1,015	1,014	1,014	1,005	1,012	1,013	1,014	1,013	1,011	1,008	1,009	1,007	1,007	1,006	1,001	1,001	1,009
Varner	1,632	1,632	1,635	1,638	1,637	1,637	1,642	1,642	1,638	1,636	1,634	1,633	1,633	1,632	1,632	1,632	1,638	1,640	1,637	1,634	1,634	1,636
Wrightsville	1,238	1,237	1,233	1,236	1,236	1,247	1,244	1,244	1,250	1,246	1,246	1,246	1,241	1,247	1,248	1,248	1,250	1,251	1,247	1,243	1,243	1,244
Total ADC	15,680	15,685	15,672	15,690	15,695	15,706	15,713	15,713	15,719	15,707	15,696	15,725	15,751	15,741	15,739	15,723	15,748	15,750	15,735	15,706	15,706	15,715
Bowie CO., TX	334	334	334	334	334	334	334	334	334	334	334	334	334	334	334	332	336	336	336	336	336	334
ALETA	18	18	18	18	18	18	18	18	18	18	18	18	18	18	18	18	18	18	18	18	18	18
Ar State Police	57	57	57	56	56	56	56	56	55	57	56	56	56	56	58	58	58	58	58	58	58	57
Co Jail / M	1,329	1,307	1,307	1,318	1,338	1,345	1,346	1,346	1,328	1,320	1,349	1,300	1,286	1,325	1,344	1,337	1,361	1,373	1,381	1,384	1,384	1,338
Co Jail / F	192	195	198	195	200	202	199	199	200	197	207	198	189	184	181	176	195	198	200	200	200	195
Total Co Jail BK	1,521	1,502	1,505	1,513	1,538	1,547	1,545	1,545	1,528	1,517	1,556	1,498	1,475	1,509	1,525	1,513	1,556	1,571	1,581	1,584	1,584	1,533
309/M	251	251	251	252	252	252	252	252	252	252	252	254	254	254	254	254	254	254	254	254	254	253
309/F	73	73	79	79	79	79	79	79	79	79	81	81	81	81	81	82	82	82	82	82	82	80
Total Act 309	324	324	330	331	331	331	331	331	331	331	333	335	335	335	335	336	336	336	336	336	336	333
Total Non ADC	2,254	2,235	2,244	2,252	2,277	2,286	2,284	2,284	2,266	2,257	2,297	2,241	2,218	2,252	2,270	2,257	2,304	2,319	2,329	2,332	2,332	2,275
Total	17,934	17,920	17,916	17,942	17,972	17,992	17,997	17,997	17,985	17,964	17,993	17,966	17,969	17,993	18,009	17,980	18,052	18,069	18,064	18,038	18,038	17,990

## FISCAL YEAR 2020 COUNTY JAIL BACKUP - NOVEMBER 2019

DAY	Jul-19	Aug-19	Sep-19	Oct-19	Nov-19
1	1,502	1,507 *	1,639	1,434	1,521
2	1,500	1,518	1,620	1,417 *	1,521
3	1,506 *	1,518	1,620	1,443 *	1,521
4	1,495 *	1,518	1,586	1,467	1,502
5	1,495	1,536	1,558 *	1,467	1,505
6	* 1,495	1,506	1,531 *	1,467	1,513
7	* 1,495	1,511 *	1,531	1,443	1,538
8	1,507	1,492 *	1,531	1,443	1,547
9	1,510	1,491	1,505	1,444 *	1,547
10	1,520 *	1,491	1,504	1,441 *	1,547
11	1,544 *	1,491	1,487	1,446	1,545
12	1,550	1,503	1,446 *	1,446	1,545
13	* 1,550	1,523	1,429 *	1,446	1,528
14	* 1,550	1,538 *	1,429	1,444	1,517
15	1,527	1,562 *	1,429	1,454	1,556
16	1,523	1,584	1,437	1,430 *	1,556
17	1,507 *	1,584	1,439	1,433 *	1,556
18	1,491 *	1,584	1,435	1,453	1,498
19	1,518	1,596	1,452 *	1,453	1,475
20	* 1,518	1,609	1,443 *	1,453	1,509
21	* 1,518	1,609 *	1,443	1,432	1,525
22	1,503	1,625 *	1,443	1,442	1,513
23	1,511	1,660	1,443	1,452 *	1,513
24	1,488 *	1,660	1,429	1,464 *	1,513
25	1,497 *	1,660	1,416	1,489	1,556
26	1,526	1,622	1,396 *	1,489	1,571
27	* 1,526	1,614	1,428 *	1,489	1,581
28	* 1,526	1,636 *	1,428	1,493	1,584
29	1,515	1,651 *	1,428	1,464	1,584
30	1,522	1,639	1,423	1,472 *	1,584
31	1,514 *	1,639		1,500	
<b>Avg Daily Backup</b>	<b>1,514</b>	<b>1,570</b>	<b>1,478</b>	<b>1,455</b>	<b>1,536</b>

Note: Totals do not include 309 Contracts in County Jails (maximum of 336)

County Jail Back-up Average for November 2019 - 1,536

County Jail Back-up Fiscal Year Average as of November 30, 2019 - 1,511

Short-Term Revocation Program Average for November 2019 - 624

Short-Term Revocation Program Fiscal Year Average as of November 30, 2019 - 697

## STTG UNIT COUNTS – NOVEMBER 2019

Unit	Beginning Total	Confirmed	Suspected	In	Out	Paroled	Removed	Ending Total	Total Unit Population	Unit % of STTG's
Benton	73	0	0	4	3	3	0	71	337	21.07%
Cummins	530	2	0	26	13	1	0	544	1,650	32.97%
Delta	189	0	0	39	15	14	0	199	619	32.15%
EARU	646	0	0	19	24	4	0	637	1,667	38.21%
Grimes	344	0	4	40	22	4	0	362	1,080	33.52%
Hawkins	47	0	0	6	7		0	46	397	11.59%
Max	273	0	0	8	5	12	0	264	688	38.37%
Mcperson	44	2	2	1		2	0	47	1,017	4.62%
MCWR	42	0	0	1	4	1	0	38	128	29.69%
NCU	233	0	0	29	25		0	237	835	28.38%
NWAWR	12	0	0	1		1	0	12	100	12.00%
ORCU	334	0	0	26	14	11	0	335	1,615	20.74%
ORCU Intake	110	150	0		160		0	100	242	41.32%
PB/Ester	99	0	0	17	13	3	0	100	1,182	8.46%
RLW	161	0	0	60	43	6	0	172	552	31.16%
TWR	35	0	0		1	1	0	33	121	27.27%
Tucker	312	5	0	36	23		0	330	1,000	33.00%
Varner	674	0	0	45	37	11	0	671	1,634	41.06%
Wrightsville	260	0	0	49	22	27	0	258	846	30.50%
<b>Total</b>	<b>4,418</b>	<b>159</b>	<b>6</b>	<b>407</b>	<b>431</b>	<b>101</b>	<b>0</b>	<b>4,456</b>	<b>15,710</b>	<b>28.36%</b>

**ORCU Intake brought in 150 new STTG members into ADC last month.**

## STTG DISCIPLINARY REPORT – NOVEMBER 2019

Unit	STTG Incidents	STTG Suspected Incidents	Total Unit Disciplinary	Disciplinary Involving STTG	Percentage
Benton	0	0	5	3	60.00%
Cummins	3	1	260	110	42.31%
Delta	0	0	200	95	47.50%
EARU	0	0	369	204	55.28%
Grimes	0	0	162	45	27.78%
Hawkins	0	0	3	0	0.00%
Max	0	1	66	51	77.27%
Mcpherson	0	0	148	11	7.43%
MCWR	0	0	6	2	33.33%
NCU	0	0	126	47	37.30%
NWAWR	0	0	7	0	0.00%
ORCU	0	0	138	52	37.68%
ORCU Intake	0	0	2	1	50.00%
PB/Ester	0	0	22	7	31.82%
RLW	0	0	36	18	50.00%
TWR	0	0	7	3	42.86%
Tucker	1	0	91	44	48.35%
Varner	0	0	434	212	48.85%
Wrightsville	0	0	164	75	45.73%
<b>Total</b>	<b>4</b>	<b>2</b>	<b>2,246</b>	<b>980</b>	<b>43.63%</b>

## STTG COUNTS BY STTG SET – NOVEMBER 2019

STTG Set	Benton	Cummins	Delta	EARU	Grimes	Hawkins	Max	Mcperson	MCWR	NCU	NWAWR	ORCU	Intake	PB	RLW	TWR	Tucker	Varner	Wrightsville	Total
Asian	1	1	0	0	0	0	0	0	0	2	0	0	0	2	2	0	2	0	0	10
Bloods	8	120	44	109	66	5	61	6	6	40	3	81	14	20	26	5	53	145	42	854
Crips	6	78	20	71	38	4	35	5	2	15	2	42	9	13	18	2	32	104	27	523
Folk	4	45	17	126	0	5	30	9	1	14	3	4	0	1	13	0	26	73	14	385
GD	18	125	39	95	111	6	56	0	12	36	0	67	25	27	37	10	81	139	59	943
Mexican	0	13	11	16	10	1	3	2	2	8	1	10	3	6	6	1	5	20	7	125
Motorcycle	0	1	2	2	1	1	3	1	2	1	0	1	1	1	0	0	3	1	0	21
Other	2	11	11	3	14	1	3	1	1	13	0	20	5	2	11	7	20	12	7	144
People	2	15	7	10	17	1	14	3	0	12	1	23	3	3	8	0	8	22	14	163
Unknown	0	10	6	14	9	0	3	0	0	5	0	13	4	0	12	1	0	5	11	93
W/S	21	26	26	72	44	6	9	16	6	48	2	19	30	8	20	0	46	33	28	460
AB	1	7	0	8	4	5	1	1	1	6	0	3	0	2	1	2	7	11	5	65
AC	0	7	2	14	11	5	11	0	0	3	0	7	0	7	1	4	3	20	4	99
NAE	1	39	4	41	12	5	13	3	2	12	0	22	3	6	4	1	18	38	20	244
WAR	7	46	10	56	25	1	22	0	3	22	0	23	3	2	13	0	26	48	20	327
<b>Total</b>	<b>71</b>	<b>544</b>	<b>199</b>	<b>637</b>	<b>362</b>	<b>46</b>	<b>264</b>	<b>47</b>	<b>38</b>	<b>237</b>	<b>12</b>	<b>335</b>	<b>100</b>	<b>100</b>	<b>172</b>	<b>33</b>	<b>330</b>	<b>671</b>	<b>258</b>	<b>4,456</b>

Key:

GD = Gangster Disciples

W/S = White Supremacist

NAE = New Aryan Empire

WAR = White Aryan Resistance

AC = Aryan Circle

AB = Aryan Brotherhood

## INTERNAL AFFAIRS BOARD REPORT - NOVEMBER 2019

Opened Investigation, Reviews/ASP November 2019	Open Investigation	Open Review	ASP Referral
Arson	0	0	0
Assault on Inmate	0	0	0
Assault on Staff	0	0	0
Attempted Escape from Unit	0	0	0
Banding Together to Interfere with Unit	0	0	0
Battery on Inmate without Serious Injury	0	1	0
Battery on Inmate with Serious Injury	0	0	3
Battery on Inmate with Use of Unknown Substance	0	0	0
Battery on Other Person with Serious Injury	0	0	0
Battery on Staff without Serious Injury	0	0	3
Battery on Staff with Serious Injury	0	0	1
Battery on Staff with Bodily Fluids	0	0	0
Battery on Staff with Use of Unknown Substance	0	0	0
Death	0	0	8
Disobey Direct Order	0	0	0
Employee Misconduct	1	0	0
Excessive Force	0	0	0
Escape from Unit	0	0	0
Escape from Work Release	0	0	0
Forcible Rape	0	1	0
Inappropriate Relationship	0	0	0
Indecent Exposure	0	0	0
Inmate on Inmate Abusive Sexual Contact	0	4	0
Inmate on Inmate Sexual Assault	0	0	0
Inmate on Inmate Sexual Contact	0	2	0
Inmate on Inmate Sexual Harassment	0	16	0
Inmate on Inmate Sexual Misconduct	1	12	0
Inmate on Inmate Nonconsensual Sexual Contact	0	4	1
Introduction of Cell Phone	1	0	0
Introduction of Contraband	0	0	1
Introduction of Drugs	0	0	2
Introduction of Tobacco	0	0	0
Other Incident	0	2	0
Other Rule Violation	1	1	0
Physical Abuse	0	1	0
Possession of Cell Phone	0	0	1
Possession of Drugs	0	0	1
Possession of a Weapon	0	0	0
Retaliation	0	0	0
Sexual Assault	0	0	0
Sexual Misconduct	0	3	0
Staff on Inmate Sexual Harassment	0	13	0
Staff on Inmate Sexual Misconduct	1	6	0
Staff on Staff Sexual Harassment	2	0	0
Staff on Staff Sexual Misconduct	0	0	0
Suicide Attempt	0	0	0
Suspected Criminal Activity	0	0	0
Trafficking	0	0	0
Use of Force	0	49	0
Verbal/Written threat on Staff	0	0	0
<b>Total</b>	<b>7</b>	<b>115</b>	<b>21</b>

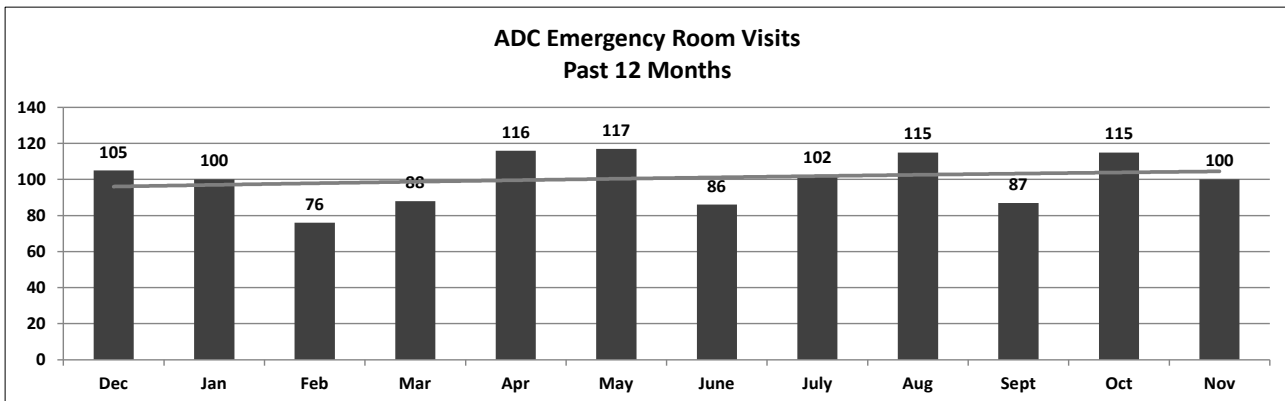
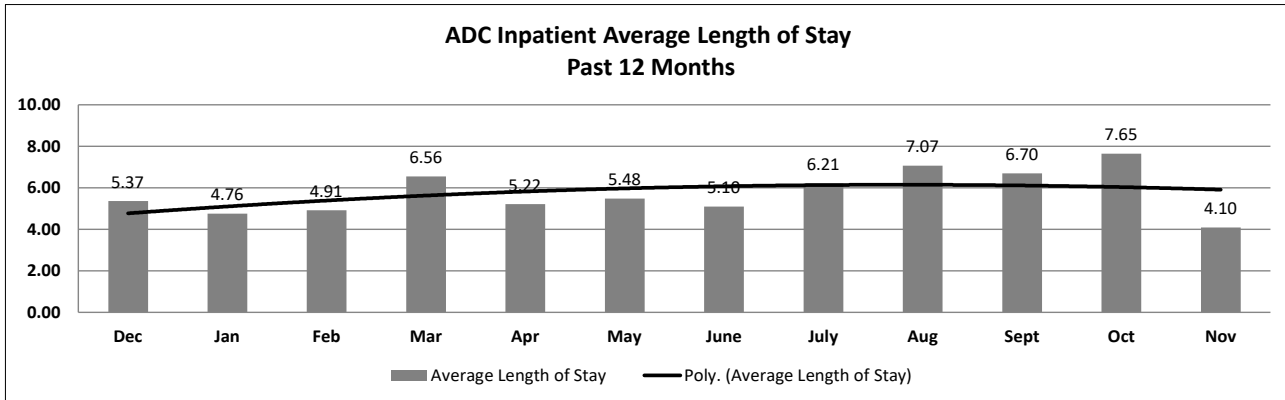
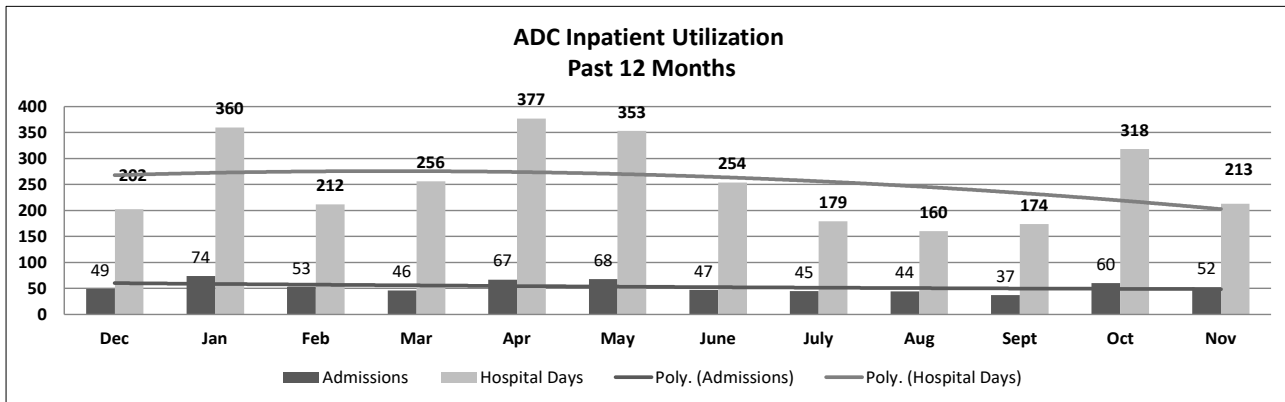
## ADC INPATIENT AND EMERGENCY ROOM UTILIZATION

ADC Inpatient Statistics Past 12 Months

	2018		2019										Average
	Dec	Jan	Feb	Mar	Apr	May	June	July	Aug	Sept	Oct	Nov	
Admissions	49	74	53	46	67	68	47	45	44	37	60	52	53.5
Hospital Days	202	360	212	256	377	353	254	179	160	174	318	213	254.8
Average Length of Stay	5.37	4.76	4.91	6.56	5.22	5.48	5.10	6.21	7.07	6.70	7.65	4.10	4.76

ADC ER Visits Past 12 Months

	2018		2019										Average
	Dec	Jan	Feb	Mar	Apr	May	June	July	Aug	Sept	Oct	Nov	
Emergency Room Visits	105	100	76	88	116	117	86	102	115	87	115	100	100.6



CONFIDENTIAL: This report is prepared for quality assurance or peer review purposes, is absolutely privileged, and will not be discoverable or admissible in any legal proceeding, pursuant to ACA§16-46-105, ACA§20-9-501, and ACA§20-9-503.

## MEDICAL GRIEVANCE BOARD REPORT – NOVEMBER 2019

Unit	Acknowledged/ Received	Rejected	Reviewed & Signed by Dep Director	With Merit	With Merit, but Resolved	% With Merit	Without Merit
Benton	0	0	0	0	0	0%	0
Bowie Co.	2	0	1	0	0	0%	1
CMU	0	0	0	0	0	0%	0
Cummins	8	5	5	2	0	40%	3
Delta	4	0	3	0	0	0%	3
EARU	20	17	12	0	0	0%	12
EARU Max	22	3	28	4	0	14%	24
Ester	0	1	2	0	0	0%	2
Grimes	3	1	3	0	1	33%	2
Hawkins	1	0	0	0	0	0%	0
McPherson	13	3	5	1	0	20%	4
MCWRC	0	0	0	0	0	0%	0
MSU	12	0	5	0	0	0%	5
North Central	5	2	4	0	0	0%	4
NWAWRC	0	0	0	0	0	0%	0
Ouachita	28	8	10	1	0	10%	9
Pine Bluff	1	3	0	0	0	0%	0
Randall Williams	0	0	0	0	0	0%	0
SNN	7	1	0	0	0	0%	0
TRCC	0	0	0	0	0	0%	0
Tucker	13	2	7	0	0	0%	7
Varner	25	1	18	0	0	0%	18
Varner S Max	31	2	16	0	0	0%	16
WRU	6	0	4	0	0	0%	4
WHM	4	0	2	0	0	0%	2
WWR	0	0	0	0	0	0%	0
<b>TOTAL</b>	<b>205</b>	<b>49</b>	<b>125</b>	<b>8</b>	<b>1</b>	<b>7%</b>	<b>116</b>

### CHAPLAINCY

Month: November Year: 2019		CUMMINS	DELTA REGIONAL	EAST ARKANSAS	EAST ARKANSAS MAX	ESTER	GRIMES	HAWKINS	MAXIMUM	MCPHERSON	NORTH CENTRAL	OUACHITA RIVER	PINE BLUFF	RANDALL L. WILLIAMS	TUCKER	VARNER	VARNER MAX	WRIGHTSVILLE	TOTAL
<b>Services Chaplains Oversaw</b>																			
Christian																			
Population	7	13	3	0	2	3	1	7	4	9	5	4	13	6	12	0	4		93
Segregation	0	0	0	0	0	0	0	0	0	0	0	0	0	0	0	0	0	0	0
Muslim																			
Population	6	4	1	0	1	5	0	2	4	0	0	3	7	0	5	0	1		39
Segregation	0	0	0	0	0	0	0	0	0	0	0	0	0	0	0	0	0	0	0
<b>132</b>																			
<b>Volunteers in Charge</b>																			
Protestant	16	7	21	0	17	24	20	14	20	3	6	10	6	23	14	6	27		234
Catholic	2	0	3	0	1	6	8	1	2	4	4	1	1	0	3	1	4		41
Muslim	2	1	2	0	1	5	0	7	0	0	8	1	0	2	0	0	1		30
Other	0	0	4	0	0	0	1	10	3	0	19	4	2	1	4	0	2		50
Baptism	0	4	16	0	0	0	0	0	0	0	1	0	1	8	0	0	0		30
<b>Marriages</b>																			
	0	0	0	0	0	0	0	0	0	0	0	0	0	0	0	0	0	0	0
<b>Distributed by Chaplains</b>																			
Greeting Cards	85	4	12	14	50	1,000	400	46	540	750	100	158	312	148	28	111	0		3,758
Bibles, Quran, Torah, Etc.	15	30	17	15	29	20	30	2	33	10	300	21	14	217	16	20	6		795
Study Course	31	3	275	24	5	5	0	200	0	0	40	0	0	430	26	5	0		1,044
Writing Supplies	0	0	0	0	0	0	300	18	59	0	800	0	0	230	0	0	0		1,407
Literature	762	575	739	487	0	10	300	20	87	323	500	327	235	802	655	128	111		6,061
<b>Chaplain's Visits</b>																			
Barracks	57	33	11	0	22	48	38	50	8	20	155	21	0	111	436	0	25		1,035
Approximate Hours Spent in Barracks	28	7	5	0	110	29	13	5	6	10	27	4	0	28	120	14	11		417
Inmate Office visits	30	156	62	0	60	78	20	5	104	30	30	57	123	261	126	0	14		1,156
Other Office visits	19	20	16	11	22	29	20	10	36	15	100	0	3	40	12	3	8		364
Hospital	1	0	0	0	2	3	0	0	4	0	23	0	0	0	0	0	0		33
Infirmary/Sick Call	3	2	1	0	10	18	2	15	10	4	12	4	1	3	5	2	2		94
Restrictive/Punitive Housing	8	3	0	16	0	13	7	12	20	1	26	6	1	2	0	2	2		119
PC - DRU	0	2	0	0	0	0	0	0	0	0	0	0	0	0	0	0	0		2
Visitation Days	0	2	0	0	0	0	0	0	0	1	0	0	0	0	0	0	1		4
<b>Volunteer Visits</b>																			
RCV	0	2	9	9	0	0	6	0	24	0	26	22	0	3	3	0	0		104
OCV	0	16	28	29	24	0	125	61	4	39	50	0	0	50	10	0	8		444
Spiritual Advisor	2	0	0	0	0	0	0	0	0	0	3	0	0	1	0	0	1		7
CRA	42	9	82	10	22	72	73	121	115	88	140	12	17	67	40	7	40		957
<b>Religious Volunteer Hours</b>																			
Volunteer Hours	131	57	244	24	186	156	149	234	143	453	542	124	30	384	216	14	98		3,185
Denominational/Volunteer Chaplain Hours	32	14	27	27	160	15	49	86	150	71	28	37	42	92	36	0	32		898
<b>4,083</b>																			
<b>Other Activities of Chaplain</b>																			
Counseled Employees	0	12	10	0	12	4	5	2	27	2	19	3	0	4	8	0	14		122
Orientation Sessions	4	1	0	0	1	0	0	0	2	0	0	0	0	0	1	0	4		13
Free World Devotions	2	0	2	0	7	24	0	0	3	0	2	2	0	3	17	0	0		62
Spoke in Churches	25	0	4	0	8	6	0	0	2	1	5	2	0	4	17	0	0		74
Crisis Intervention Sessions	16	17	3	0	18	0	7	1	26	4	11	3	13	10	11	7	7		154
Marriage Counseling	0	0	1	0	0	2	1	0	0	0	5	0	0	1	0	0	1		11
Denominational Meeting	3	0	1	0	1	0	0	0	0	0	0	1	0	0	0	0	1		7
Chaplain's Meeting	4	1	1	0	0	2	1	0	0	1	1	1	1	1	5	0	1		20
Volunteer Training Session	0	2	6	0	0	2	0	0	0	1	0	0	0	1	1	0	2		15
<b>Chaplain Transfers</b>																			
	0	0	0	0	0	0	0	0	0	0	0	0	0	0	1	0	0		1
<b>Chaplain Promotions</b>																			
	0	0	0	0	0	1	0	0	0	0	0	0	0	0	0	0	0		1
<b>PAL PROGRAM</b>																			
Enrolled at start of month	47	24	50	0	36	48	30	19	56	18	30	0	31	61	48	0	28		526
Enrolled during the month	1	3	2	0	0	4	8	6	11	8	6	0	2	10	4	0	2		67
Removed From PAL Program																			
# Paroled	0	0	1	0	0	1	0	0	0	0	0	0	0	3	0	0	0		5
# Completed	1	0	1	0	0	9	4	0	3	1	2	0	0	3	3	0	0		27
# Withdrew	0	0	1	0	0	2	0	1	4	1	1	0	0	1	0	0	0		11
# Removed	1	4	0	0	0	0	0	0	2	1	0	0	1	3	1	0	5		18
# Transferred	0	0	0	0	0	0	1	0	2	1	1	0	0	0	0	0	1		6
Total Removed from PAL Program	2	4	3	0	0	0	5	1	11	4	4	0	1	10	4	0	3		67
<b>Total Enrolled at the End of the Month</b>	<b>46</b>	<b>23</b>	<b>49</b>	<b>0</b>	<b>36</b>	<b>46</b>	<b>37</b>	<b>24</b>	<b>56</b>	<b>22</b>	<b>32</b>	<b>0</b>	<b>33</b>	<b>61</b>	<b>50</b>	<b>0</b>	<b>24</b>		<b>526</b>
<b>Volunteers In PAL</b>																			
	13	2	11	0	6	34	19	9	25	6	7	0	1	6	10	0	4		153
<b>Special Events:</b>																			
	2	1	2	0	0	0	0	1	1	2	0	0	1	1	0	0	0		11

CONSTRUCTION BUDGET / STATUS REPORT - DECEMBER 19, 2019 — [Page 1 of 2]

Fund	Project Description	Total Projected	Budget	Available Funds	\$ % Complete	Construction % Complete	Notes
KBR4Q95	ESTER - Phase 3 - General Improvement Fund	2,951,933	4,383,781	1,431,849	67%	98%	Parking Lot in design. Cameras will be installed around perimeter after paving. ADFA bonds turned back on Phases 1 & 2 1A
700483A	EARU ISO Rec Yard	265,735	271,430	5,695	98%	100%	Complete
700483A	Varner ISO Rec Yard	179,734	180,953	1,219	99%	100%	Complete
700483A	EARU Max Rec Precast Rec Yard	77,004	659,553	582,549	12%	0%	DBA APPROVED to bid, bids back , verifying funding.
700483A	Tucker Max Precast Rec Yard	60,028	1,210,000	1,149,972	5%	0%	Plans being submitted to DBA
700483A	Cummins Precast Rec Yard	49,857	927,500	877,643	5%	0%	Plans being submitted to DBA
KBR4Q95	Bullpens	376,926	851,999	475,073	44%	98%	Varner & EARU complete, Max materials ordered.
KBR4Q95	13 & 15 Barracks Door Revisions	119,737	174,000	54,263		68%	All doors and locks installed in 13 Barracks.
KBR4Q95	Camera's (New)	1,076,495	1,248,000	171,505	86%	75%	Installations underway. Delta & Varner complete, working at EARU, Tucker, Cummins, and the Max.
700485A	Entegrity Energy Improvements at EARU & Delta	16,524,885	17,010,204	485,319	97%	97%	lights (100%), plumbing 99%, water (100%), compost (100%), & solar (100%). HVAC (99%).
700486A	Pine Bluff Unit Barracks 9 Renovation	414,056	437,000	22,944	95%	96%	9A, B C & D construction complete, 4/5/19. plans to add water controls at DBA
KBSCW18	McPherson Administration	243,840	395,439	151,599	62%	15%	ordering material, all the footings poured, walls going up, slab base being prepared, precast being ordered
KBSCW18	McPherson Visitation	269,429	312,430	43,001	86%	15%	
KBR4Q95	McPherson Administration and Visitation	-	100,000	100,000	0%	15%	
KBSHW18	Tucker Water Treatment	-	1,093,848	1,093,848	0%	0%	preparing RFQ for designer
KBSFW18	Max Armory	-	70,000	70,000	0%	0%	to replace existing inadequate Armory. Plans complete, submitting documents to DBA
KBSFW18	Varner Armory	-	68,399	68,399	0%	0%	DBA Approved for construction
KBR4Q43	Tucker Stainless Steel Showers	91,116	250,000	158,884	36%	32%	10 Barracks complete, working in the Pod restrooms
7004820	Central Office Roof Replacement	416,625	500,000	83,375	83%	100%	Started 12/3, complete 4/30/19
7004820	Pine Bluff Infirmary Roof Replacement	62,481	132,800	70,319	47%	100%	Pre-Const Mtg held 6-3-19, 120 days to complete, 100% compl.
7004810	Administrative East Roof Replacement	-	309,375	309,375	0%	0%	ADFA has funded, preparing RFQ for Plans design.
7004810	Central Warehouse Roof Replacement	-	135,020	135,020	0%	0%	
7004810	RLW Roof Replacement	-	1,888,776	1,888,776	0%	0%	
22V	NWARWRC Laundry and Commissary	-	-	-	0%	0%	DBA approved Plans to construct

Telephone Projects

Maintenance & Operations	Fire Alarm Upgrades (All Units)	5,083	41,000	35,917	12%	2%	on-going
	Stainless Steel - Kitchen/Shower/Restrooms - All Units	10,899	20,000	9,101	54%	35%	continual need
	Parking Lot - Gravel and Paving - EARU	66,209	68,000	1,792	97%	0%	Lee County gave us the Road. ArDOT agreed to construct. Getting asphalt purchase approved.
	Gates and Fences all units	174	25,000	24,826	1%	0%	to improve security
	ACA Maintenance	45,038	100,000	54,962	45%	45%	Wrightsville, Benton, & Tucker passed their ACA audits.
	ADA Projects - All Units	0	10,000	10,000	0%	0%	as needed. Have plans for Varner sports field sidewalk



CONSTRUCTION BUDGET / STATUS REPORT - DECEMBER 19, 2019 — [Page 2 of 2]

Fund	Project Description	Total Projected	Budget	Available Funds	\$ % Complete	Construction % Complete	Notes
Maintenance & Operations	Fast Top Floor Systems (kitchen/laundry/showers all units)	6,516	25,000	18,484	26%	0%	Tucker Pods underway, Benton restrooms next.
	Camera Equipment - All Units	149,060	250,000	100,940	60%	50%	cameras as requested/approved.
	Lock/Riot Gates - All Units	16,755	90,500	73,745	19%	12%	on-going.
	AC Units-All Units	52,816	70,000	17,184	75%	72%	repairing & replacing daily.
	<b>Subtotal</b>	<b>\$ 352,548</b>	<b>\$ 699,500</b>	<b>\$ 346,952</b>			
Capital Projects FY20 Carry Forward	Metal Ceilings	0	25,000	25,000	0%	0%	NCU next.
	ORCU Gravel Pit Operations	3,797	35,000	31,203	11%	9%	on-going. Crusher operating.
	Dog Kennel/Horse Stable Malvern	0	48,000	48,000	0%	0%	DBA comments received, responses underway.
	Emergency Generator - All Units	151,017	250,000	98,983	60%	60%	Wrightsville generator complete. Bids for Cummins underway.
	Tucker 4 new filters & one aeration tank	37,342	488,434	476,868	8%	8%	Building slab complete. Bids received and being reviewed.
	Roof Repairs-Cummins	0	145,000	136,207	6%	0%	Prepared large order for multiple Units. Currently at the Max. Need repairs at ORCU, Delta & others. Office of State Procurement secured a State contract to purchase roofing materials.
	Roof Repairs-Cummins Laundry	0				0%	
	Roof Repairs-East Arkansas	0				0%	
	Roof Repairs-Max	8,793				6%	
	Roof Repairs-Tucker	0				0%	
	Roof Repairs-Varner	0				0%	
	Roof Repairs-Wrightsville	0				0%	
	Boiler Repair	79,090				100,000	
<b>Subtotal</b>	<b>\$ 280,039</b>	<b>\$ 1,091,434</b>	<b>\$ 811,395</b>				
New Projects	Max manhole	0	0	0	0%	0%	to provide access to a blockage point in sewer
	Tucker Barracks 10 covered walkway	0	0	0	0%	0%	Plans submitted to DBA
	RLW Sewer relocation 400' + 2 MH	0	0	0	0%	0%	frequent stoppages, defect in pipe line.
	Max Boiler Tank Replacement	0	0	0	0%	0%	
	Additional Metal Fab shop	0	29,266	29,266	0%	0%	room to do more metal work
	PB Warehouse Drive replacement	0	50,000	50,000	0%	0%	asphalt drive pot holed
	Fuel Cards/Pumps for Cummins	0	0	0	0%	0%	
<b>Subtotal</b>	<b>\$ -</b>	<b>\$ 79,266</b>	<b>\$ 79,266</b>				
Architect Fees	12,932	30,000	17,068	43%			
<b>Total</b>	<b>\$ 645,519</b>	<b>\$ 1,900,200</b>	<b>\$ 1,254,681</b>				

*Notes Report has not been reconciled against Accountings Reconciled Reports. Tolerance/Deviation is with in 1% of Projected Spending.*