



DIVISION OF CORRECTION

BOARD REPORT

September 2021



Dexter Payne, Director



@ARDeptofCorrections



@adcpio



@arcorrections

POPULATION REPORT

RESEARCH/PLANNING

August 2021 Admissions and Releases – Admissions for August 2021 totaled **194** (165-males and 29-females) while releases totaled **383** (319-males and 64 females) for a net decrease in-house of **189** inmates.

Inmate Population Growth/Projection – At the end of August 2021, the jurisdictional population for the Division of Correction totaled **16,655**, representing an increase of **561** inmates since the first of January 2021. At reporting time, calendar year 2021 has seen an average increase of **70** inmates per month, which is up from an average monthly decrease of **139** inmates per month during calendar year 2020.

Average County Jail Back-up – The backup in the county jails averaged **1,450** inmates per day during the month of August 2021, which was up from the per-day average of **1,170** inmates during the month of July 2021. Of the **1,450** average, short-term revocations accounted for **720** (640 males and 80 females) during the month.

INSTITUTIONS

INMATE INSTITUTIONAL GRIEVANCES

Inmate Formal/Informal Grievances: During August 2021, a total of 1,524 formal grievances and 2,348 informal grievances were filed at various units.

Institutional Grievances Appeals: There was a total of 576 appeals of institutional grievances received in August 2021. Of those, 445 were acknowledged and 131 were rejected for various reasons. Of the total 473 appeals answered, 468 had no merit and five were found with merit.

FARM

The month of August brought timely rains for most farms, which cut down on the amount of irrigation that is normally needed for this time of year. Unfortunately, army worms hit the soybeans and pastures at Cummins, the soybeans at Tucker and the pastures at Wrightsville.

Cummins began harvesting rice during the last week of the month. The initial yields appear to be better than a year ago. Cummins was about ten days ahead of Tucker in planting rice, so their harvest is on schedule to begin the first week of September. The soybean harvest at EARU is planned to start the first week of September as well.

All farms were able to cut more hay, although weather conditions brought by Hurricane Ida slowed things down at the end of the month.

The daily egg production has exceeded 50,000, which is enough to meet the needs of both ADC and ACC.

The land improvement project at EARU has been completed, and all that is lacking for project completion at Cummins is one field. Silvicraft, Inc. is changing logging companies on the timber project, which is anticipated to speed up the completion date to the end of the year. A timeline was received from McClelland Consulting Engineers, Inc. on the well-drilling project, which estimates completion by March 2022.

REGIONAL MAINTENANCE HOURS

Regional Maintenance Hours	August 2021
Benton Unit	7,516
Delta Regional Unit	4,080
East Arkansas Regional Unit	2,072
Grimes Unit	2,816
McPherson Unit	2,012
Mississippi County Work Release	773
North Central Unit	5,704
Ouachita River Correctional Unit	2,512
Randall L. Williams Unit	3,456
Texarkana Regional Correctional Center	40
Tucker Unit	800
Varner Unit	2,808
Wrightsville Unit	3,696
Total Hours	38,285

WORK RELEASE RENT REPORT

Unit	August 2021
Benton Unit	\$92,718.00
Mississippi County Work Release	\$46,274.00
Northwest Arkansas Work Release	\$26,656.00
Pine Bluff Work Release	\$30,770.00
Texarkana Regional Correctional Center	\$35,819.00
Wrightsville Hawkins Unit	\$13,785.00
Total	\$246,022.00

REENTRY

RANDALL L. WILLIAMS
JUVENILE EDUCATION PROGRAM

August 2021 Capacity: 20	Beginning Count	New Commitments	DCR/Punitive	Transferred/ Turned 18*	Paroled	End Count
Juveniles*	4	0	0	0	0	4

*Juveniles are transferred from the program once they reach the age of 18.

WORKFORCE ALLIANCE FOR
GROWTH IN THE ECONOMY (WAGE)

August 2021 Capacity: 120 Unit:	Beginning Count	Admissions During Mo.	Removed*	Completed	End Count
Delta	0	0	0	0	0
Hawkins	0	0	0	0	0
McPherson	0	0	0	0	0
Ouachita River	20	0	0	0	20
Tucker	0	0	0	0	0
TOTAL	20	0	0	0	20

*The "Removed" column indicates the number of participants who transferred, signed out, received a disciplinary, were removed because test scores were not returned/were too low to continue, or were released from prison.

ADVANCED PRINCIPLES
AND APPLICATIONS FOR
LIFE PROGRAM (APAL)

August 2021 Capacity: 86	Beginning Count	Admissions During Mo.	Removed*	End Count
Ester	54	0	1	53
Hawkins	36	5	10	31
TOTAL	90	5	11	84

Advanced PAL is an 18-month reentry program that combines a pre-release curriculum with the PAL program.

*The "Removed" column indicates the number of participants who paroled, completed the program, withdrew from the program, transferred, or were removed from the program for another reason.

WRIGHTSVILLE-HAWKINS
PATHWAY TO FREEDOM PROGRAM

August 2021 Capacity: 200	Beginning Count	Enrolled During the Month	Removed	End Count*
Wrightsville-Hawkins PTF	197	14	14	197

THINK LEGACY

August 2021 Capacity: 635 Unit	Beginning Count	Admitted	Graduated	Removed*	End Count
Cummins	0	0	0	0	0
Delta Regional	14	0	3	0	11
East Arkansas Regional	39	0	0	0	39
McPherson	0	0	0	0	0
North Central	0	0	0	0	0
Ouachita River	23	0	4	0	19
Tucker	19	0	0	0	19
Total	95	0	7	0	88

*The "Removed" column indicates the total number of participants who paroled, signed out, transferred, or were removed from the program for any other reason and are no longer in the barracks.

TRAINING

DIVISION OF CORRECTION
TRAINING - AUGUST 2021

BASIC TRAINING DIVISION –

Instructor Sarah Apel's **BCOT Class 2021-I** graduated on August 13, 2021, with a total of 18 cadets.

The *Willis H. Sargent Award* recipient was Jeremy Stone of the Texarkana Regional Correctional Center.

Academic Awards were presented to the following:

1st – Curlee Butler III, Randal L. Williams Unit and Chloe Coe, McPherson Unit.

2nd – John Sisk, North Central Unit

3rd – Estacheana Davis, Pine Bluff Unit and Etory Kearney, Maximum Security Unit

Recipients of *Physical Fitness Awards* were:

1st – Israel Bloomingburg, East Arkansas Regional Unit

2nd – Jeremy Stone, Texarkana Regional Correctional Center

3rd – John Sisk, North Central Unit

ADC TRAINING, continued

IN-SERVICE DIVISION –

During the month, the Training Academy held a 16-hour *Correctional Security for Non-Security – Religious Volunteers* class attended by four participants, a *15-Minute Safety Briefing, PREA: Staff Education Briefing* and *Taser Certification Training* class each attended by nine participants, and a *Taser Instructor Certification* class with two participants. The Training Academy also offered the following classes in live and virtual formats: two *Management Level I* classes attended by a total of 50 participants, a *Management Level II* class with 30 participants, and a *Skills to Pay the Bills* class attended by one participant.

eCADEMY –

During August, 314 ADC employees completed a total of 4,010 hours of eCADEMY training. About 7% of ADC employees completed at least one course during that timeframe, averaging 1.00 hours per staff member.

HEALTH/CORRECTIONAL PROGRAMS

CHAPLAINCY SERVICES

Delta Unit – Using institutional television, the DVD study, “Malachi Dads,” continued on Saturday mornings with 39 inmates completing their workbooks.

Two worship services were conducted during the month for each of the 11 housing areas.

Maximum Security Unit – Utilizing the Chapel Channel, Chaplain David Shockey held a virtual church service during August that was broadcast throughout the facility.

A Christmas Angel Tree application drive was held on August 31, with 25 inmates completing applications.

North Central Unit – After a 17-month pause due to COVID precautions, the Chaplain and administration at the unit devised a safe way to hold in-person worship gatherings. Church services resumed on August 24.

Tucker Unit – The Institute in Basic Life Principles Prison Seminars conducted a live “Basic Seminar” at the facility for the PAL program on August 16-20. Three volunteers facilitated and 52 PAL students participated.

ACCREDITATION

ACA Internal Audits Completed:

- 08/11–08/15 ACA Conference – Nashville, Tennessee Panel hearings held for Cummins Unit, East Arkansas Regional Unit, Grimes Unit, Maximum Security Unit, McPherson Unit, Mississippi County Work Release Center, North Central Unit, Ouachita River Correctional Unit, and Willis H. Sargent Training Academy
- 08/20–08/23 Benton Unit Internal Audit

Classes Taught:

08/19 Basic Correctional Officer Training

Fire/Safety and Sanitation Independent Audits Conducted by the Fire and Sanitation Coordinator:

- 08/04 Texarkana Regional Correction Center Independent Audit
- 08/08 Northwest Arkansas Work Release Center Independent Audit
- 08/10–08/18 Tucker Unit Independent Audit
- 08/20–08/23 Benton Unit Independent Audit
- 08/26 Newport Complex Industry

VOLUNTEER SERVICES

Total Number of Volunteer Hours for August 2021:

Unit/Program	Hours
Delta Unit	0
East Arkansas Regional Unit	0
McPherson Unit	0
Mississippi County Work Release Center	0
Northwest Arkansas Work Release Center	3
Ouachita River Correctional Unit	0
Pine Bluff Complex	0
Texarkana Regional Correctional Center	0
Varner	0
PAWS	8
Think Legacy	0
Religious Services/Chaplaincy	1,319
Total Hours	1,327

MENTAL HEALTH SERVICES

Reduction of Sexual Victimization Program (RSVP) and Sex Offender Treatment Programs (SOFT):

August 2021	Capacity	Beginning Count	Completed	Removed	Admissions	End Count
RSVP	238	184	0	6	50	228
SOFT	30	8	1	0	0	7
Total	268	192	1	6	50	235

There are 1,087 males on the waiting list for RSVP and five females on the waiting list for SOFT who are within five years of their TE date. Of those, 16 inmates are mandated by the Parole Board.

The average time on the waiting list from request is between one and two months for those stipulated.

*The total on the waiting list, including those not currently within the identified timeframe, is 1,429 males and six females. Of these, 1,080 are eligible and 355 are ineligible for the program. There is one PREA inmate in the program at this time.

*Ineligibility is due to being in restrictive housing, having class IV status, or receiving a major disciplinary within the last 60 days.

MENTAL HEALTH SERVICES, *continued*

Therapeutic Community (TC):

August 2021 Unit	Capacity	Beginning Count	Completed	Removed	Admissions	End Count
McPherson	50	49	2	1	1	47
Tucker	68	73	2	6	0	65
Wrightsville	50	36	1	1	3	37
Total	168	158	5	8	4	149

There are 579 males and 210 females on the waiting list who are within ten years of their release date. Of those, 27 are mandated by the Parole Board.

The average time on the waiting list from request is 13 days.

*The total on the waiting list, including those not currently within the identified timeframe, is 778 males and 223 females. Of these, 816 are eligible and 185 are ineligible for the program.

*Ineligibility is due to being in restrictive housing, having class IV status, or receiving a major disciplinary within the last 60 days.

Substance Abuse Treatment Program (SATP):

August 2021 Unit	Capacity	Beginning Count	Completed	Removed	Admissions	End Count
Benton	20	18	3	2	7	20
Cummins	45	39	10	3	10	36
Grimes	50	53	8	5	12	52
Maximum Security	4	4	2	0	0	2
McPherson	100	86	11	7	14	82
Randall L. Williams	150	129	4	18	29	136
Wrightsville	100	84	3	4	24	101
Total	469	413	50	45	40	429

There are 2,096 males and 192 females on the waiting list who are within five years of their release date. Of those, 42 are mandated by the Parole Board.

The average time on the waiting list from request is 19 days.

*The total on the waiting list, including those not currently within the identified timeframe, is 2,733 males and 218 females. Of these, 2,330 are eligible and 621 are ineligible for the program.

*Ineligibility is due to being in restrictive housing, having class IV status, or receiving a major disciplinary within the last 60 days.

Substance Use Intervention Program: The Substance Use Intervention Program had no admissions and five discharges for an end-of-month count of 39 for August. This program is housed at the Varner Unit and is for inmates found guilty of a disciplinary violation for drug use or drug possession.

Ouachita River Correctional Unit (ORCU) Residential Program Unit (RPU): The RPU had six admissions and two discharges in August for an end-of-month count of 124.

McPherson Unit Mental Health Residential Program Unit (RPU): There were four admissions and four discharges in August for an end-of-month count of 40.

Habilitation Program: The Habilitation Program at the Ouachita River Correctional Unit provided treatment services to 46 inmates during August. There was one admission and one discharge, resulting in an end-of-month count of 45.

Anger Management Treatment: The Anger Management Treatment Program at the Cummins Unit did not provide treatment services to any inmates during August. There were no admissions or discharges, for an end-of-month count of zero.

Staffing: The following Mental Health Services and Substance Abuse Treatment Program (SATP) positions were vacant in July and August 2021:

Positions	FTE's*	July 2021	August 2021
Psychologists	14	6	6
Social Workers	31	13	14
Licensed Professional Counselors	2	1	1
Rehab Director	1	1	1
Rehab Program Managers	9	1	0
Rehab Facility Supervisors	3	1	1
Advisors	64	22	22
Substance Abuse Program Leaders	40	5	5
Administrative Specialists	17	5	3

*FTE refers to authorized Full Time Equivalent positions.

ADDITIONAL MENTAL HEALTH AND MEDICAL INFORMATION

Self-Study Classes:

Classes	Number of Participants	Number Completed	Waiting List
Anger Management	229	206	1,005
Thinking Errors	267	240	963
Substance Abuse Education	136	119	650
Communication Skills	314	282	843
Domestic Violence	39	37	215
Victims of Domestic Violence	45	41	43
Stress Management	190	165	867
Parenting	176	166	411

Suicide: There were 125 suicidal threats during August. There were 11 attempts resulting in one death.

Outpatient: There were 2,156 inmates on the mental health medical log at the beginning of August. Mental Health staff conducted the following contacts during the month:

Case Management Contacts	2,138
Requests for Interviews	1,282
Testing	3
Intakes	198
Unit Requests	1,354
Pre-Lockup Reviews	501
Routine Restrictive Housing Reviews	1,041
Restrictive Housing Rounds	23,641
PREA Evaluations	102
Routine Follow-up	483
834 Requests	46

County Mental Health Requests: During August, there were 191 requests received of a mental health nature. Of those, 56 inmates were fast-tracked to ADC. *Note: Most inmates were not transferred due to COVID-19.*

County Medical Health Requests: During August, there were 538 requests received of a medical nature. A total of seven inmates were fast-tracked to ADC.

Medical Contract Reimbursements: Sanction reimbursements for ADC in July amounted to \$9,250.00.

Deaths: There were four inmate deaths during the month of August. All were cremated.

Wellpath: See attachment for Wellpath’s report regarding outside beds and emergency room visits.

Medical Grievances: In August, there were 121 appeals of medical grievances received and 142 appeals were answered. Six were found to be with merit and two with merit but resolved.

SEX OFFENDER ASSESSMENT

Assessments Completed:

Risk Level	August	September 1999 through August 2021
Level 1	2	1,213
Level 2	54	8,482
Level 3	17	7,361
Level 4	7	720
Default 3	4	*
Total	84	17,776

*Default Level 3’s are included in the total number of Level 3’s to date.

ACIC Numbers:

The total number of sex offenders registered from September 1999 through August 2021:

Compliant	8,556
Delinquent	1,356
Confined	3,362
Out-of-State	3,909
Address Unknown	146
Deported	209
Incapacitated	96
Out of USA	14
Total	17,648

Consistent with current Arkansas law, deceased offenders no longer remain on the registry.

PAWS IN PRISON

August 2021 Unit	Enrolled	Graduated	Foster	Volunteer Hours
Hawkins Unit	6	1	0	0
Maximum Security Unit	10	3	0	0
McPherson Unit	8	8	0	0
North Central Unit	3	2	0	0
Ouachita River Correctional Unit	4	3	0	0
Randall L. Williams Unit	4	1	0	8
Tucker Unit	8	0	0	0
Total	43	18	0	8

Completed Paws in Prison Training:

August 2021 Program Graduates	18
YTD 2021 Program Graduates	122
Total Graduates Since Inception (December 2011)	1,785
Dogs Currently in Foster (Graduated, but Not Adopted)	0
August 2021 Volunteer Hours	8
YTD Volunteer Hours	30

INFORMATION TECHNOLOGY

INMATE TABLETS – Within the Division of Correction, a total of 2,288 inmate tablets were leased during August.

INMATE VIDEO VISITS – Inmates completed 15,854 video visits during the month and missed 508 within the Division of Correction.

CONSTRUCTION/MAINTENANCE

PROJECT UPDATES

SEE CONSTRUCTION BUDGET / STATUS REPORT IN ATTACHMENTS SECTION (PAGES 23-24).

AGENCY HIGHLIGHTS

AUGUST 2021:

Congressman Hill Announces Reintroduction of Act Offering Educational Opportunities for Eligible Offenders

Corrections Secretary Solomon Graves joined the leaders of Arkansas Baptist College, Shorter College, University of Arkansas at Pine Bluff and Philander Smith College on August 6 to support Congressman French Hill as he announced plans to reintroduce the Shift Back to Society Act. The Act would establish a 5-year pilot program to provide grants to Historically Black Colleges and Universities (HBCU) for educational programming to eligible offenders to facilitate reentry into the community.




Cummins Sergeant Receives Recognition

Cummins Unit Sergeant Felicia Brooks received a certificate of recognition from Superintendent Gary Musselwhite for discovering the introduction of contraband into the facility.


Board of Corrections Issues Resolution

The Arkansas Board of Corrections drafted a resolution extending gratitude to the employees of the Department of Corrections for rising to the challenge and working daily during the COVID-19 pandemic.



Vaccine Incentive Payments Increased for Offenders

During the month, an announcement was made regarding an increase from \$20 to \$50 in incentive payments for offenders who are fully vaccinated for COVID-19. Those who were previously vaccinated and already received a \$20 incentive payment will have the additional \$30 deposited into their trust account. Payments are made each month after the DOC receives notification from Wellpath of who has been vaccinated and will continue on a monthly until the program ends.



AACET Donates Gift Cards to Vaccinated Members

In addition to the \$200 incentive payment from the State of Arkansas for employees who receive the COVID-19 vaccination, the Arkansas Association of Correctional Employees Trust (AACET) generously donated \$100 Walmart gift cards to be given to more than 1,900 DOC employees who are members of AACET and have been vaccinated. AACET extended the deadline for vaccinated employees to join and receive a gift card to the end of September. AACET Executive Director Kevin Murphy (center) presented the gift cards to DOC Human Resources Administrator Nicholas Stewart (left) and Secretary Solomon Graves.



ADC Facilities Reaccredited at ACA Convention

A big congratulations goes to the following ADC facilities that were reaccredited at the American Correctional Association's 151st Congress of Correction held August 11-15 in Nashville, Tennessee:

- Cummins Unit
- East Arkansas Regional Unit
- Grimes Unit
- Maximum Security Unit
- McPherson Unit
- Mississippi County Work Release Center
- North Central Unit
- Ouachita River Correctional Unit
- Willis H. Sargent Training Academy



AGENCY HIGHLIGHTS, continued

Wrightsville Complex Corporal Recognized by Deputy Warden

Corporal Mona Haas of the Wrightsville/Hawkins Unit was presented with “Caught Ya” recognition by Deputy Warden Lewis for performing her job duties by policy while taking no shortcuts.



Tucker K-9 Unit Helps Capture Fugitive

During the month, the Tucker K-9 unit assisted federal authorities in successfully apprehending a wanted fugitive.

East Arkansas Regional Unit Holds School Supply Drive Benefitting Local Students

Striving to make a difference in the community, the East Arkansas Regional Unit organized a school supply drive during the month. Training Supervisor Stellanda Hampton and Classification Officer Valarie Westbrook presented the supplies to the Lee County School District Superintendent Willie Mae Murdock (center) to be given to students in need.



Recognition Certificates Presented to Northwest Arkansas Work Release Center Standouts

Northwest Arkansas Work Release Center Supervisor Stephen Simmons



presented Corporal Jeremy Bowman, Record Supervisor Charlotte Johnson, and Corporal Blake Barnes with certificates of recognition for their exemplary dedication and going above and beyond the call of duty when needed throughout the pandemic.

Texarkana Regional Correctional Center Corporals Commended for Confiscation of Contraband

Captain Lillie Phillips of the Texarkana Regional Correction Center recognized Corporals Jonathan Sanders and Amenia Butler for discovering and confiscating contraband while conducting rounds.



Amenia Butler (right)



Jonathan Sanders (right)

Grimes Unit Sergeants Acknowledged for Assisting Field Staff

Grimes Unit Field Major Williams and Regional Maintenance Lieutenant Harris presented Sergeants Timothy Tribble, Ronnie Jackson and Heath Dunagan with certificates of recognition for going above and beyond the call of duty to assist the Grimes Field Staff in supervising the Grimes Unit garden cleanup.



**REGIONAL MAINTENANCE PROJECT HIGHLIGHTS
AUGUST 2021**

Ditch Clean Up at Cummins Unit

Varner Regional Maintenance 1 and 2 – August 3:



Shed Removal at Cummins Unit

Varner Regional Maintenance 1 and 2 – August 13:



Clean Up at Lincoln County Fairgrounds

Varner Regional Maintenance 1 and 2 – August 18:



Clean Up at Cummins Unit

Varner Regional Maintenance 1 and 2 – August 24:



Painting/Clean Up at Lincoln Co. Softball Field

Varner Regional Maintenance 1 and 2 – August 26:



Work on New Armory at Varner Unit

Varner Regional Maintenance 1 and 2 – August 31:



2021 INFORMAL GRIEVANCE REPORT

Month	BENTON	HAWK/M	HAWK/F	WRTS	EARU & MX	GRIMES	RLW	MCWR	MCPH	MSU	NCU	PBU	NWA	TU	TRCC	VSMX	VU	CU & CMU	ORCU	Ester	DRU	TOTAL
JAN	1	30	1	56	269	243	41	0	301	147	106	43	0	62	0	152	26	124	174	41	99	1,916
FEB	1	15	22	78	185	177	25	0	465	149	67	26	0	91	3	163	37	363	112	27	63	2,069
MAR	1	15	22	87	279	207	11	0	376	149	66	38	0	120	4	188	29	196	164	52	96	2,100
APR	3	15	24	70	297	173	18	0	210	108	142	38	0	86	5	362	77	178	163	16	128	2,113
MAY	2	15	14	37	254	188	19	0	320	103	104	22	0	49	4	220	46	254	128	12	158	1,949
JUN	1	30	29	37	253	259	29	0	461	123	133	46	0	53	4	452	133	241	166	32	148	2,630
JUL	2	31	42	227	245	187	23	1	138	128	91	32	0	59	3	373	109	166	166	41	134	2,198
AUG	2	31	40	96	248	188	29	0	426	136	114	30	0	71	1	367	48	172	158	42	149	2,348
SEPT	0	0	0	0	0	0	0	0	0	0	0	0	0	0	0	0	0	0	0	0	0	0
OCT	0	0	0	0	0	0	0	0	0	0	0	0	0	0	0	0	0	0	0	0	0	0
NOV	0	0	0	0	0	0	0	0	0	0	0	0	0	0	0	0	0	0	0	0	0	0
DEC	0	0	0	0	0	0	0	0	0	0	0	0	0	0	0	0	0	0	0	0	0	0
TOTAL	13	182	194	688	2,030	1,622	195	1	2,697	1,043	823	275	0	591	24	2,277	505	1,694	1,231	263	975	17,323

2021 FORMAL GRIEVANCE REPORT

Month	BENTON	HAWK/M	HAWK/F	WRTS	EARU & MX	GRIMES	RLW	MCWR	MCPH	MSU	NCU	PBU	NWA	TU	TRCC	VSMX	VU	CU & CMU	ORCU	Ester	DRU	TOTAL
JAN	1	15	1	30	293	176	17	0	173	197	71	24	0	55	2	152	26	150	125	22	44	1,574
FEB	2	7	8	40	272	115	21	0	158	186	51	8	0	79	0	163	37	126	89	16	35	1,413
MAR	3	7	8	53	375	98	7	0	188	264	47	8	0	92	0	188	29	149	147	27	96	1,786
APR	2	1	3	46	374	82	11	0	125	128	97	13	0	46	1	227	53	132	92	10	62	1,505
MAY	1	7	1	29	305	109	15	1	154	95	80	10	0	62	1	206	36	206	98	7	58	1,481
JUN	0	7	9	43	345	134	17	0	154	145	82	22	0	47	0	251	63	227	112	19	87	1,764
JUL	2	18	16	62	336	108	11	1	91	136	61	14	0	45	0	183	40	169	69	15	75	1,452
AUG	1	12	24	53	338	109	25	1	123	132	81	11	0	40	0	170	26	178	74	21	105	1,524
SEPT	0	0	0	0	0	0	0	0	0	0	0	0	0	0	0	0	0	0	0	0	0	0
OCT	0	0	0	0	0	0	0	0	0	0	0	0	0	0	0	0	0	0	0	0	0	0
NOV	0	0	0	0	0	0	0	0	0	0	0	0	0	0	0	0	0	0	0	0	0	0
DEC	0	0	0	0	0	0	0	0	0	0	0	0	0	0	0	0	0	0	0	0	0	0
TOTAL	12	74	70	356	2,638	931	124	3	1,166	1,283	570	110	0	466	4	1,540	310	1,337	806	137	562	12,499

INMATE INSTITUTIONAL GRIEVANCE APPEAL REPORT – AUGUST 2021

	Acknowledged	Rejected	Processed W/O Merit	Processed W/ Merit
Benton Unit	1	0	0	0
Benton Work Release	0	0	0	0
Bowie County Texas Correctional Facility	0	0	0	0
Cummins Unit	59	12	67	0
Cummins Modular Unit	1	2	7	0
Delta Regional Unit	18	3	26	1
East Arkansas Regional Unit	51	3	44	0
East Arkansas Regional Max Unit	64	15	63	3
Ester Unit	6	2	5	0
Grimes Unit	22	9	24	0
Maximum Security Unit	53	12	47	1
Tucker Re-Entry	0	0	0	0
McPherson Unit	20	8	20	0
McPherson Mental Health Residential Program Unit	0	0	0	0
Mississippi County Work Release Center	1	0	0	0
Northwest Arkansas Work Release Center	0	0	0	0
North Central Unit	15	3	12	0
Ouachita River Correctional Unit	7	5	17	0
ORCU Hospital	0	0	0	0
ORCU New Commitment	1	0	1	0
ORCU Mental Health Residential Program Unit	0	0	0	0
Pine Bluff Unit	0	6	7	0
Pine Bluff Re-Entry	0	0	0	0
Randall L. Williams Correctional Facility	9	9	6	0
Texarkana Regional Correctional Center	0	0	0	0
Tucker Unit	8	5	11	0
Varner Super Max	81	19	85	0
Varner Unit	14	6	11	0
Wrightsville Unit	9	7	12	0
Hawkins Center	2	5	0	0
Hawkins for Males	3	0	3	0
Hawkins SPU	0	0	0	0
Total	445	131	468	5

ADMISSIONS AND RELEASES – AUGUST 2021

<u>Admissions</u>	<u>Male</u>	<u>Female</u>	<u>Total</u>
Asian	0	1	1
Black	54	3	57
Hispanic	4	1	5
Native American Indian	1	0	1
Native Hawaiian or Pacific Isl.	1	0	1
White	104	24	128
Other	1	0	1
Unknown	0	0	0
Total	165	29	194

<u>Releases</u>	<u>Male</u>	<u>Female</u>	<u>Total</u>
Asian	0	0	0
Black	99	14	113
Hispanic	12	0	12
Native American Indian	0	2	2
Native Hawaiian or Pacific Isl.	0	0	0
White	207	48	255
Other	1	0	1
Unknown			0
Total	319	64	383

ADC INMATE POPULATION GROWTH 2000-2027 - AUGUST 2021

Updated 08/31/2021

Mo.	2000	2001	2002	2003	2004	2005	2006	2007	2008	2009	2010	2011	2012	2013	2014	2015	2016	2017	2018	2019	2020	2021
Jan.	11,984	11,908	12,402	13,015	13,105	13,595	13,481	13,839	14,518	14,796	15,334	16,312	15,134	14,815	17,481	18,142	17,785	17,824	18,201	17,958	17,989	16,119
Feb.	12,169	12,022	12,529	13,054	13,166	13,783	13,633	14,012	14,603	14,883	15,374	16,209	14,990	15,008	17,438	18,082	17,625	17,608	17,998	17,846	18,181	16,120
March	12,006	12,033	12,299	13,108	13,088	13,418	13,534	13,772	14,580	14,843	15,290	16,095	14,964	14,665	17,395	18,233	17,573	17,666	18,089	17,898	17,860	16,085
April	12,069	12,167	12,465	13,213	13,323	13,469	13,554	13,851	14,769	14,937	15,570	16,172	15,124	14,850	17,604	18,703	17,815	17,798	18,227	17,977	17,331	16,250
May	12,109	12,384	12,558	13,463	13,556	13,528	13,711	14,146	14,880	15,146	15,694	16,062	15,132	15,074	17,593	18,693	17,769	17,652	17,945	17,817	16,694	16,476
June	12,005	12,108	12,439	13,418	13,389	13,251	13,430	13,915	14,700	15,025	15,564	15,554	14,832	14,825	17,340	18,813	17,973	17,963	17,972	17,942	16,552	16,560
July	12,030	12,190	12,622	13,509	13,528	13,286	13,560	14,082	14,868	15,195	15,807	15,519	14,879	15,379	17,522	18,870	18,130	18,180	18,005	18,002	16,511	16,638
August	12,087	12,371	12,815	13,565	13,632	13,419	13,646	14,224	15,100	15,385	15,829	15,240	14,675	16,103	17,549	18,806	17,919	18,051	17,751	18,090	16,367	16,655
September	11,983	12,289	12,774	13,341	13,516	13,237	13,652	14,217	14,850	15,285	16,025	15,172	14,724	16,412	17,605	18,549	18,026	18,179	17,865	17,856	16,215	
October	12,119	12,348	12,942	13,341	13,584	13,363	13,775	14,349	14,836	15,381	16,311	15,271	14,856	16,993	17,880	18,430	18,127	18,348	17,943	17,947	16,311	
November	12,094	12,408	13,162	13,408	13,706	13,587	13,913	14,437	15,025	15,340	16,460	15,205	14,625	17,168	17,848	17,981	17,573	17,973	17,666	18,060	16,165	
December	11,856	12,333	12,845	13,106	13,470	13,338	13,728	14,315	14,716	15,199	16,204	15,062	14,654	17,235	17,874	17,707	17,537	18,078	17,799	17,759	16,094	
Net Ann. Inc.	29	477	512	261	364	-132	390	587	401	483	1,005	-1,142	-408	2,581	639	-167	-170	541	-279	-40	-1,665	561
Avg. Mo. Inc.	2	40	43	22	30	-11	33	49	33	40	84	-95	-34	215	53	-14	-14	45	-23	-3	-139	70

Population is total jurisdictional count at end of each month. Population at end of month December 1999 was 11,827.

Average monthly population increase for past fifteen years 2006 - 2020 is 15

Average monthly population increase for past ten years Jan. 2011 - Dec 2020 is -1

Average monthly population increase for past five years 2016 - 2020 is -27

Projected at Growth of 15 per Month

Mo.	2008	2009	2010	2011	2012	2013	2014	2015	2016	2017	2018	2019	2020	2021	2022	2023	2024	2025	2026	2027
	Actual	Actual	Actual	Actual	Actual	Actual	Actual	Actual	Actual	Actual	Actual	Actual	Actual	Actual Proj.	Proj.	Proj.	Proj.	Proj.	Proj.	Proj.
January	14,518	14,796	15,334	16,312	15,134	14,815	17,481	18,142	17,785	17,824	18,201	17,958	17,989	16,119	16,730	16,910	17,090	17,270	17,450	17,630
February	14,603	14,883	15,374	16,209	14,990	15,008	17,438	18,082	17,625	17,608	17,998	17,846	18,181	16,120	16,745	16,925	17,105	17,285	17,465	17,645
March	14,580	14,843	15,290	16,095	14,964	14,665	17,395	18,233	17,573	17,666	18,089	17,898	17,860	16,085	16,760	16,940	17,120	17,300	17,480	17,660
April	14,769	14,937	15,570	16,172	15,124	14,850	17,604	18,703	17,815	17,798	18,227	17,977	17,331	16,250	16,775	16,955	17,135	17,315	17,495	17,675
May	14,880	15,146	15,694	16,062	15,132	15,074	17,593	18,693	17,769	17,652	17,945	17,817	16,694	16,476	16,790	16,970	17,150	17,330	17,510	17,690
June	14,700	15,025	15,564	15,554	14,832	14,825	17,340	18,813	17,973	17,963	17,972	17,942	16,552	16,560	16,805	16,985	17,165	17,345	17,525	17,705
July	14,868	15,195	15,807	15,519	14,879	15,379	17,522	18,870	18,130	18,180	18,005	18,002	16,511	16,638	16,820	17,000	17,180	17,360	17,540	17,720
August	15,100	15,385	15,829	15,240	14,675	16,103	17,549	18,806	17,919	18,051	17,751	18,090	16,367	16,655	16,835	17,015	17,195	17,375	17,555	17,735
September	14,850	15,285	16,025	15,172	14,724	16,412	17,605	18,549	18,026	18,179	17,865	17,856	16,215	16,670	16,850	17,030	17,210	17,390	17,570	17,750
October	14,836	15,381	16,311	15,271	14,856	16,993	17,880	18,430	18,127	18,348	17,943	17,947	16,311	16,685	16,865	17,045	17,225	17,405	17,585	17,765
November	15,025	15,340	16,460	15,205	14,625	17,168	17,848	17,981	17,573	17,973	17,666	18,060	16,165	16,700	16,880	17,060	17,240	17,420	17,600	17,780
December	14,716	15,199	16,204	15,062	14,654	17,235	17,874	17,707	17,537	18,078	17,799	17,759	16,094	16,715	16,895	17,075	17,255	17,435	17,615	17,795
Net Ann. Inc.	401	483	1,005	-1,142	-408	2,581	639	-167	-170	541	-279	-40	-1,665	621	180	180	180	180	180	180
Ave. Mo. Inc.	33	40	84	-95	-34	215	53	-14	-14	45	-23	-3	-139	52	15	15	15	15	15	15

MONTHLY POPULATION AVERAGES - AUGUST 2021

Unit/Center	8/2	8/3	8/4	8/5	8/6	8/9	8/10	8/11	8/12	8/13	8/16	8/17	8/18	8/19	8/20	8/23	8/24	8/25	8/26	8/27	8/30	8/31	AVG
Benton	310	310	312	311	310	311	311	311	309	306	306	304	313	313	313	311	308	315	315	316	313	316	311
Cummins	1,905	1,903	1,902	1,902	1,899	1,895	1,896	1,897	1,893	1,894	1,910	1,909	1,903	1,902	1,900	1,899	1,895	1,920	1,933	1,925	1,918	1,911	1,905
Delta	596	591	589	585	587	588	598	598	596	596	594	593	592	592	592	591	591	588	603	603	600	597	594
East AR Reg	1,538	1,538	1,537	1,536	1,540	1,538	1,538	1,548	1,556	1,553	1,553	1,557	1,555	1,553	1,546	1,544	1,542	1,534	1,533	1,533	1,528	1,523	1,542
Ester	561	556	564	565	561	560	562	562	567	563	561	559	565	566	566	565	564	571	558	557	552	551	562
Grimes	1,070	1,068	1,068	1,065	1,073	1,070	1,069	1,066	1,055	1,053	1,065	1,065	1,068	1,057	1,053	1,064	1,063	1,072	1,064	1,063	1,059	1,059	1,064
Max Sec	559	560	561	560	558	558	558	557	557	557	557	557	556	557	559	559	558	557	556	554	554	554	557
McPherson	911	911	913	905	901	897	904	909	899	899	899	898	901	903	904	903	902	896	893	893	894	891	901
MCWRC	120	120	120	120	120	120	120	120	120	120	124	124	124	124	123	123	123	122	121	121	121	121	121
N Central	821	819	812	809	798	798	798	810	810	810	801	795	795	796	794	794	794	803	802	797	795	795	802
NWAWRC	98	97	97	97	97	94	94	94	94	94	94	94	94	93	93	93	100	100	100	99	98	100	96
Ouachita River	1,678	1,689	1,689	1,691	1,678	1,682	1,670	1,624	1,623	1,626	1,604	1,604	1,598	1,594	1,615	1,605	1,620	1,612	1,583	1,583	1,622	1,623	1,632
Randall L Williams	519	523	521	521	518	518	516	516	514	509	509	510	506	505	508	505	511	510	510	508	517	516	513
Pine Bluff	499	501	500	498	495	497	496	495	491	491	491	492	492	481	482	481	474	470	475	475	465	467	487
PB Reentry	54	54	54	54	54	54	54	54	54	54	54	54	54	54	54	52	52	54	54	54	54	53	54
TRCC	99	99	99	99	99	99	99	99	97	97	97	96	101	101	99	99	99	99	99	99	102	102	99
Tucker	736	732	730	730	744	742	744	744	740	739	738	737	730	729	729	728	727	724	724	722	722	720	732
Varner	1,564	1,564	1,562	1,562	1,562	1,561	1,558	1,574	1,576	1,573	1,570	1,571	1,561	1,572	1,569	1,566	1,566	1,558	1,555	1,550	1,549	1,547	1,563
Wrightsville	821	817	818	818	805	814	815	814	813	814	813	812	808	808	808	807	808	810	814	809	809	808	812
WR Hawkins-Females	248	248	243	241	240	240	240	240	240	235	234	234	230	230	229	229	228	230	230	231	231	231	236
WR Hawkins-Males	197	197	197	197	195	194	192	190	190	190	190	190	197	197	195	195	194	194	194	194	195	197	194
Total ADC	14,904	14,897	14,888	14,866	14,834	14,830	14,832	14,822	14,794	14,773	14,764	14,755	14,743	14,727	14,731	14,713	14,719	14,739	14,716	14,686	14,698	14,682	14,777
ALETA	18	18	18	18	18	18	18	18	18	18	18	18	18	18	18	18	18	18	18	18	18	18	18
Ar State Police	50	50	48	48	48	48	48	48	48	48	48	49	48	48	48	48	48	48	47	47	47	47	48
Co Jail / M	1,156	1,187	1,194	1,209	1,231	1,240	1,242	1,250	1,262	1,280	1,281	1,302	1,328	1,345	1,342	1,354	1,361	1,340	1,349	1,363	1,338	1,374	1,288
Co Jail / F	153	155	162	161	165	168	163	154	154	156	154	158	157	154	157	160	166	171	174	177	188	188	163
Total Co Jail BK	1,309	1,342	1,356	1,370	1,396	1,408	1,405	1,404	1,416	1,436	1,435	1,460	1,485	1,499	1,499	1,514	1,527	1,511	1,523	1,540	1,526	1,562	1,451
309/M	234	234	232	232	230	231	232	231	230	230	230	231	234	235	234	234	234	236	236	236	236	236	233
309/F	88	88	86	86	84	84	85	85	84	84	84	85	87	87	87	87	88	87	87	87	86	86	86
Total Act 309	322	322	318	318	314	315	317	316	314	314	314	316	321	322	321	321	322	323	323	323	322	322	319
Total Non ADC	1,699	1,732	1,740	1,754	1,776	1,789	1,788	1,786	1,796	1,816	1,815	1,843	1,872	1,887	1,886	1,901	1,915	1,900	1,911	1,928	1,913	1,949	1,836
Total	16,603	16,629	16,628	16,620	16,610	16,619	16,620	16,608	16,590	16,589	16,579	16,598	16,615	16,614	16,617	16,614	16,634	16,639	16,627	16,614	16,611	16,631	16,613

FISCAL YEAR 2022 COUNTY JAIL BACKUP - AUGUST 2021

DAY		Jul-21		Aug-21
1		1,059	*	1,294
2		1,090		1,309
3	*	1,090		1,342
4	*	1,090		1,356
5		1,096		1,370
6		1,096		1,396
7		1,114	*	1,396
8		1,089	*	1,396
9		1,090		1,408
10	*	1,090		1,405
11	*	1,090		1,404
12		1,121		1,416
13		1,125		1,436
14		1,146	*	1,436
15		1,131	*	1,436
16		1,155		1,435
17		1,189		1,460
18	*	1,189		1,485
19	*	1,189		1,499
20		1,208		1,499
21		1,228	*	1,499
22		1,237	*	1,499
23		1,259		1,514
24	*	1,259		1,527
25	*	1,259		1,511
26		1,248		1,523
27		1,233		1,540
28		1,248	*	1,540
29		1,266	*	1,540
30		1,294		1,526
31	*	1,294		1,562
Avg Daily Backup		1,170		1,450

Note: Totals do not include 309 Contracts in Count Jails (maximum of 336)

County Jail Back-up average for August 2021 - 1,450

Short-Term Revocation Program average for August 2021 - 720

STTG UNIT COUNTS – AUGUST 2021

Unit	Beginning Total	Confirmed	Suspected	In	Out	Paroled	Removed	Ending Total	Total Unit Population	Unit % of STTG's
Benton	92	0	0	9	8	1	0	92	314	29.30%
Cummins	659	0	0	62	53	11	0	657	1,902	34.54%
Delta	179	0	0	22	17	5	0	179	589	30.39%
EARU	588	0	0	15	3	7	0	593	1,517	39.09%
Ester	94	2	0	18	18	2	0	94	554	16.97%
Grimes	385	1	0	24	19	10	0	381	1,046	36.42%
Hawkins	46	0	0	4	1	0	0	49	439	11.16%
Max	275	0	0	15	15	8	0	267	552	48.37%
Mcperson	37	0	0	0	0	1	0	36	865	4.16%
MCWR	31	0	0	3	1	0	0	33	119	27.73%
NCU	276	1	0	11	13	8	0	267	775	34.45%
NWAWR	33	0	0	7	1	3	1	35	99	35.35%
ORCU	433	0	0	26	43	10	0	406	1,470	27.62%
ORCU Intake	109	51	0	0	39	0	0	121	162	74.69%
Pine Bluff	159	0	0	13	22	3	0	147	513	28.65%
RLW	196	0	0	20	19	6	0	191	515	37.09%
TWR	35	0	0	4	2	0	0	37	99	37.37%
Tucker	256	0	0	7	13	6	0	244	707	34.51%
Varner	635	0	0	37	34	13	0	625	1,537	40.66%
Wrightsville	261	0	0	8	6	3	0	270	790	34.18%
Total	4,779	55	0	305	327	97	1	4,724	14,564	32.44%

ORCU Intake brought in 51 new STTG members into ADC last month.

STTG DISCIPLINARY REPORT – AUGUST 2021

Unit	STTG Incidents	STTG Suspected Incidents	Total Unit Disciplinary	Disciplinary Involving STTG	Percentage
Benton	0	0	8	4	50.00%
Cummins	0	0	386	187	48.45%
Delta	1	0	154	92	59.74%
EARU	0	0	287	240	83.62%
Easter	0	0	22	6	27.27%
Grimes	1	0	177	111	62.71%
Hawkins	0	0	1	0	0.00%
Max	0	0	98	41	41.84%
Mcperson	0	0	133	6	4.51%
MCWR	0	0	1	0	0.00%
NCU	2	0	94	48	51.06%
NWAWR	0	0	3	1	33.33%
ORCU	0	0	97	41	42.27%
ORCU Intake	0	0	7	2	28.57%
Pine Bluff	0	0	62	29	46.77%
RLW	0	0	103	51	49.51%
TWR	0	0	1	0	0.00%
Tucker	0	0	70	32	45.71%
Varner	0	0	396	226	57.07%
Wrightsville	0	0	121	51	42.15%
Total	4	0	2,221	1,168	52.59%

STTG COUNTS BY STTG SET – AUGUST 2021

STTG Set	Benton	Cummins	Delta	EARU	Ester	Grimes	Hawkins	Max	Mcperson	MCWR	NCU	NWAWR	ORCU	Intake	PB	RLW	TWR	Tucker	Varner	Wrightsville	Total
Asian	0	2	0	0	0	0	0	0	0	1	1	1	2	0	0	0	0	1	0	0	8
Bloods	21	143	36	105	18	79	4	56	4	10	37	11	60	16	23	40	7	45	136	43	894
Crips	6	90	12	83	11	38	3	38	7	2	26	2	41	10	19	15	4	18	95	36	556
Folk	5	54	0	118	1	29	9	32	7	3	17	10	70	17	5	9	2	23	62	10	483
GD	18	148	58	95	19	86	0	63	0	8	43	0	43	13	39	43	13	62	144	55	950
Mexican	1	24	6	11	6	12	1	4	2	2	6	0	13	2	6	9	0	5	24	11	145
Motorcycle	0	1	0	2	1	0	1	1	1	1	2	0	2	0	1	0	1	0	0	2	16
Other	3	22	6	15	12	14	1	8	3	0	12	2	18	2	4	7	0	8	18	9	164
People	1	25	6	13	1	22	2	18	2	0	12	0	22	1	10	10	0	11	19	10	185
Unknown	0	8	6	12	0	10	0	4	0	0	5	0	10	4	0	2	1	10	10	7	89
W/S	21	43	45	52	13	42	13	7	10	2	57	9	76	35	27	25	6	25	34	41	583
AB	1	6	0	5	1	5	4	1	0	2	3	0	3	1	1	3	0	4	12	4	56
AC	1	9	0	14	3	7	1	4	0	0	8	0	1	0	0	3	2	5	13	4	75
NAE	10	44	4	34	3	13	5	13	0	2	13	0	15	5	5	8	1	8	24	22	229
WAR	4	38	0	34	5	24	5	18	0	0	25	0	30	15	7	17	0	19	34	16	291
Total	92	657	179	593	94	381	49	267	36	33	267	35	406	121	147	191	37	244	625	270	4,724

Key:

GD = Gangster Disciples

W/S = White Supremacist

NAE = New Aryan Empire

WAR = White Aryan Resistance

AC = Aryan Circle

AB = Aryan Brotherhood

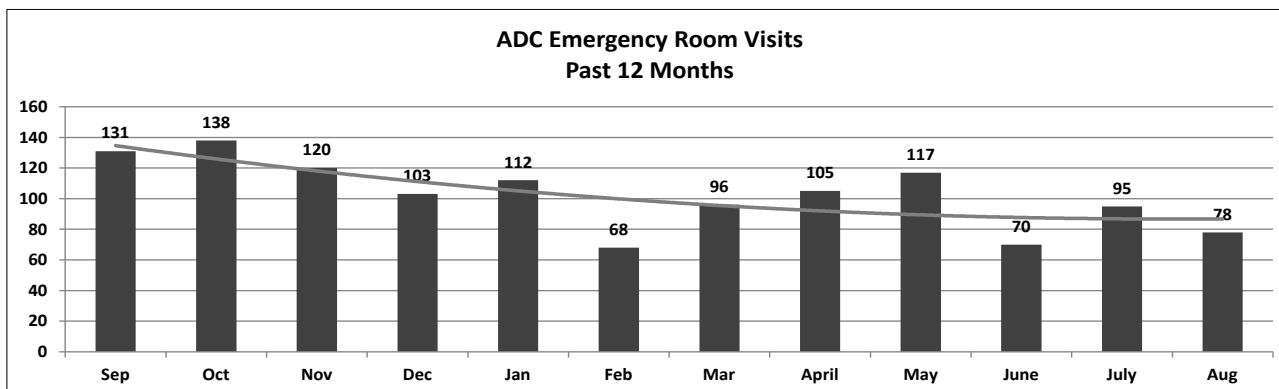
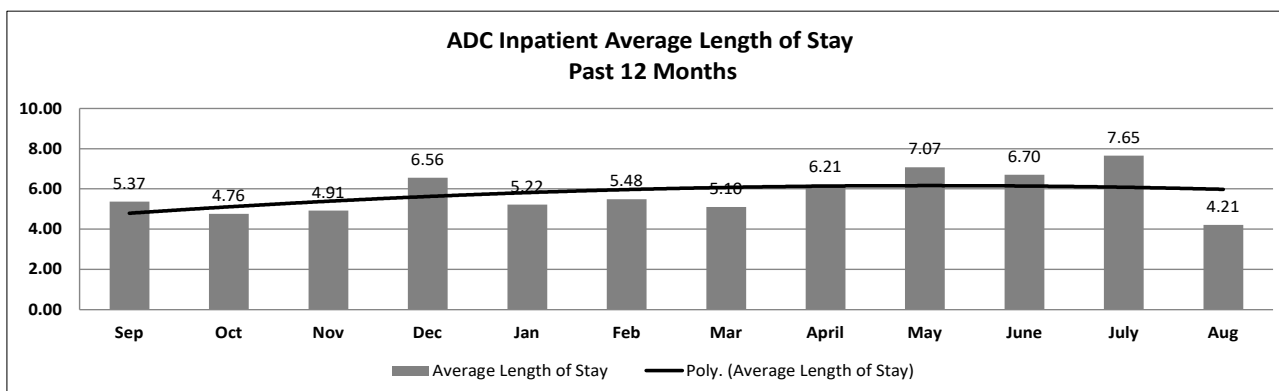
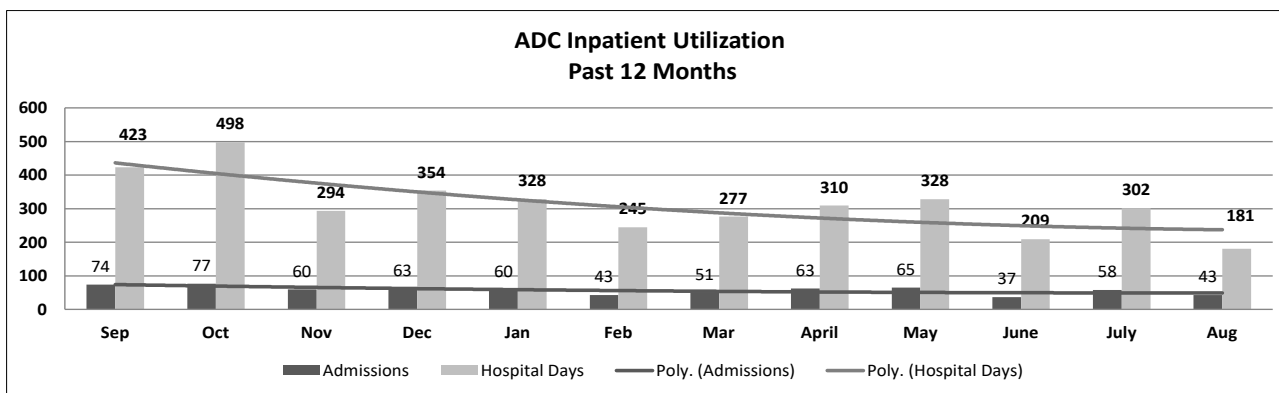
ADC INPATIENT AND EMERGENCY ROOM UTILIZATION

ADC Inpatient Statistics Past 12 Months

	2020				2021								Average
	Sep	Oct	Nov	Dec	Jan	Feb	Mar	April	May	June	July	Aug	
Admissions	74	77	60	63	60	43	51	63	65	37	58	43	57.8
Hospital Days	423	498	294	354	328	245	277	310	328	209	302	181	312.4
Average Length of Stay	5.37	4.76	4.91	6.56	5.22	5.48	5.10	6.21	7.07	6.70	7.65	4.21	5.40

ADC ER Visits Past 12 Months

	2020				2021								Average
	Sep	Oct	Nov	Dec	Jan	Feb	Mar	April	May	June	July	Aug	
Emergency Room Visits	131	138	120	103	112	68	96	105	117	70	95	78	102.8



CONFIDENTIAL: This report is prepared for quality assurance or peer review purposes, is absolutely privileged, and will not be discoverable or admissible in any legal proceeding, pursuant to ACA§16-46-105, ACA§20-9-501, and ACA§20-9-503.

MEDICAL GRIEVANCE BOARD REPORT – AUGUST 2021

Unit	<i>Acknowledged/ Received</i>	<i>Rejected</i>	<i>Reviewed & Signed by Dep Director</i>	<i>With Merit</i>	<i>With Merit, but Resolved</i>	<i>% With Merit</i>	<i>Without Merit</i>
Benton	0	0	0	0	0	0%	0
Bowie County	0	0	0	0	0	0%	0
CMU	4	0	2	1	0	50%	1
Cummins	28	4	39	3	1	10%	35
Delta	4	3	0	0	0	0%	0
EARU	14	0	11	0	0	0%	11
EARU Max	11	4	11	0	0	0%	11
Ester	3	1	0	0	0	0%	0
Grimes	10	4	9	0	0	0%	9
Hawkins	0	0	0	0	0	0%	0
McPherson	2	0	13	0	0	0%	13
MCWRC	0	0	0	0	0	0%	0
MSU	7	2	18	0	0	0%	18
North Central	9	0	16	0	0	0%	16
NWAWRC	0	0	0	0	0	0%	0
Ouachita	9	0	10	0	1	10%	9
Pine Bluff	0	0	0	0	0	0%	0
Randall L. Williams	0	0	0	0	0	0%	0
SNN	0	0	0	0	0	0%	0
TRCC	0	0	0	0	0	0%	0
Tucker	3	1	3	0	0	0%	3
Varner	2	0	1	0	0	0%	1
Varner Super Max	12	2	5	2	0	40%	3
WRU	1	1	2	0	0	0%	2
WHM	2	0	2	0	0	0%	2
WWR	0	0	0	0	0	0%	0
Total	121	22	142	6	2	6%	134

CHAPLAINCY

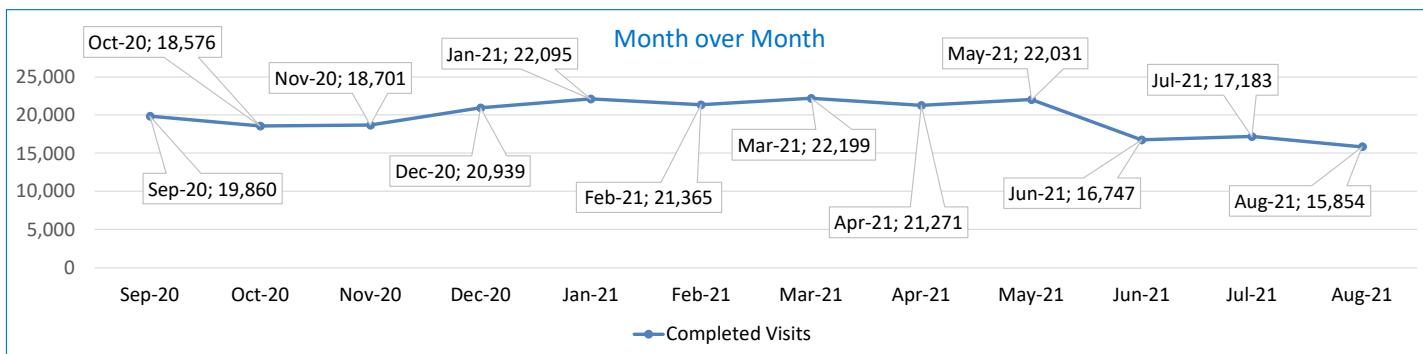
Month: August Year: 2021	CUMMINS	DELTA REGIONAL	EAST ARKANSAS	EAST ARKANSAS MAX	ESTER	GRIMES	HAWKINS	MAXIMUM	MCPHERSON	NORTH CENTRAL	OUACHITA RIVER	PINE BLUFF	RANDALL L. WILLIAMS	TUCKER	VARNER	VARNER MAX	WRIGHTSVILLE	TOTAL
Services Chaplains Oversaw																		
Christian																		
Population	0	2	0	0	5	0	0	0	0	12	9	5	5	2	5	0	0	45
Segregation	0	0	0	0	5	0	0	0	0	0	0	0	0	0	0	0	0	5
Muslim																		
Population	0	0	0	0	2	0	0	4	0	5	4	4	4	0	4	0	0	27
Segregation	0	0	0	0	2	0	0	4	0	0	0	0	0	0	0	0	0	6
83																		
Volunteers in Charge																		
Protestant	0	0	0	0	0	0	0	1	0	0	5	0	0	4	0	0	0	10
Catholic	0	0	0	0	0	0	0	0	0	2	4	0	0	0	0	0	0	6
Muslim	0	0	0	0	0	0	1	0	0	0	0	0	0	1	0	0	0	2
Other	0	0	0	0	0	0	0	0	0	0	0	0	0	0	0	0	0	0
Baptism	0	0	0	0	0	0	0	0	0	0	0	0	0	0	0	0	0	0
Marriages																		
	0	0	0	0	0	0	0	0	0	0	0	0	0	0	0	0	0	0
Distributed by Chaplains																		
Greeting Cards	30	2	0	0	97	24	71	26	606	38	150	17	0	671	36	413	25	2,206
Bibles, Quran, Torah, Etc.	41	16	9	15	23	12	8	7	43	10	110	8	0	134	25	0	16	477
Study Course	0	7	7	13	103	0	3	6	50	0	35	17	0	60	149	0	0	450
Writing Supplies	0	0	0	0	52	8	675	7	53	0	500	0	0	111	0	0	100	1,506
Literature	3,547	0	532	427	148	274	315	17	230	150	375	117	0	912	1,368	484	325	9,221
Chaplain's Visits																		
Barracks	71	22	30		10	42	11	36	43	81	27	68	3	127	566	21	27	1,185
Approximate Hours Spent in Barracks	83	6	14	0	10	22	2	28	22	21	3	32	2	31	210	16	5	507
Inmate Office visits	32	77	52	0	18	48	10	7	19	10	49	7	12	136	103	0	30	610
Other Office visits	17	10	18	2	9	32	11	6	10	10	36	31	5	46	22	8	1	274
Hospital	1	0	0	0	0	0	1	0	0	0	7	0	0	0	0	0	0	9
Infirmity/Sick Call	6	4	2	0	7	4	6	10	0	3	8	0	0	4	5	1	4	64
Restrictive/Punitive Housing	4	3	0	24	2	4	7	13	5	3	25	0	1	10	0	0	4	105
PC - DRU		3																3
Visitation Days	0	0	0	0	0	0	0	0	0	0	0	0	0	0	0	0	0	0
Volunteer Visits																		
RCV	0	0	0	0	0	0	125	0	0	0	0	0	0	0	0	0	0	125
OCV	0	0	0	0	0	0	28	0	0	0	0	0	0	40	0	0	0	68
Spiritual Advisor	0	0	0	0	0	0	0	0	0	0	0	0	0	0	0	0	0	0
CRA	8	0	13	1	8	40	13	5	18	23	13	3	0	72	0	0	17	234
Religious Volunteer Hours																		
Volunteer Hours	26	0	49	3	8	179	30	14	45	81	66	24	0	191	0	0	42	758
Denominational/Volunteer Chaplain Hours	14	0	12	0	213	3	32	5	34	219	3	0	0	10	0	0	16	561
1,319																		
Other Activities of Chaplain																		
Counseled Employees	5	4	11	0	8	10	9	2	6	10	24	0	0	6	115	0	0	210
Orientation Sessions	3	0	0	0	1	0	4	0	0	0	0	0	0	0	0	0	0	8
Free World Devotions	0	0	0	0	2	5	0	0	0	0	2	0	0	4	27	0	0	40
Spoke in Churches	5	0	4	0	1	1	0	0	0	3	14	0	0	4	27	0	0	59
Crisis Intervention Sessions	27	16	7	0	0	6	2	0	6	0	6	7	21	4	0	0	0	102
Marriage Counseling	1	0	3	0	0	0	0	0	0	0	0	0	0	0	0	0	0	4
Denominational Meeting	0	0	0	0	2	1	0	1	0	2	0	0	0	0	0	0	0	6
Chaplain's Meeting	1	1	1	0	1	1	1	0	1	1	1	2	0	1	12	0	0	24
Volunteer Training Session	0	0	0	0	0	0	0	0	0	1	0	1	0	0	0	0	0	2
Chaplain Transfers																		
	0	0	0	0	0	0	0	0	0	0	0	0	0	0	0	0	0	0
Chaplain Promotions																		
	0	0	0	0	0	0	0	0	0	0	0	0	0	0	0	0	0	0
PAL PROGRAM																		
Enrolled at start of month	47	21	49	0	54	50	36	22	55	60	29	0	0	54	49	0	13	539
Enrolled during the month	6	2	6	0	0	1	5	2	10	8	4	0	0	4	5	0	9	62
Removed From PAL Program																		
# Paroled	0	0	1	0	1	1	2	0	1	0	0	0	0	1	0	0	0	7
# Completed	1	0	4	0	0	0	4	0	5	0	0	0	0	1	0	0	0	15
# Withdrew	0	0	0	0	0	0	2	0	0	1	0	0	0	0	4	0	0	7
# Removed	2	1	0	0	0	1	0	4	3	5	0	0	0	3	1	0	0	20
# Transferred	4	3	2	0	0	1	2	0	1	2	0	0	0	0	0	0	0	15
Total Removed from PAL Program	7	4	7	0	1	3	10	4	10	8	0	0	0	5	5	0	0	64
Total Enrolled at the End of the Month	46	19	48	0	53	48	31	20	55	60	33	0	0	53	49	0	22	537
Volunteers in PAL																		
	0	0	7	0	4	0	14	0	6	6	0	0	0	5	0	0	5	47
Special Events:																		
	0	1	0	0	0	0	0	2	0	1	0	0	0	1	0	0	0	5

SECURUS VIDEO VISITATION REPORT AUGUST 2021

AR-DOC SVV Activity Tracker

Total ADP 15,823

Total Visits by Month	Sep-20	Oct-20	Nov-20	Dec-20	Jan-21	Feb-21	Mar-21	Apr-21	May-21	Jun-21	Jul-21	Aug-21
Total (Includes SuperMax)	19,860	18,576	18,701	20,939	22,095	21,365	22,199	21,271	22,031	16,747	17,183	15,854
Target Objective	15,587	15,587	15,587	15,587	15,587	15,587	15,587	15,587	15,587	15,587	15,587	15,587



Completed Visits

Site	Current Month	Previous Month
<i>Benton</i>	437	531
<i>Cummins</i>	1,427	1,518
<i>Delta Regional</i>	835	965
<i>East Arkansas Regional</i>	1,943	1,967
<i>Ester</i>	603	670
<i>Grimes</i>	875	919
<i>J Aaron Hawkins Sr.</i>	800	896
<i>Tucker Max</i>	870	1,130
<i>Mcpherson</i>	635	610
<i>Mississippi County WRC</i>	145	119
<i>North Central</i>	1,452	1,595
<i>NW Arkansas WRC</i>	93	91
<i>Ouachita River</i>	1,592	1,421
<i>Pine Bluff Complex</i>	314	297
<i>Randall L Williams</i>	531	702
<i>State Police Barracks</i>	88	89
<i>Texarkana Regional</i>	98	101
<i>Tucker Unit</i>	535	555
<i>Varner</i>	1,573	1,828
<i>Wrightsville Unit</i>	979	1,140
<i>Pine Bluff Re-Entry</i>	29	39
<i>Tucker Re-entry</i>	0	0
Total:	15,854	17,183

Missed by Inmate

Site	Current Month	Previous Month
<i>Benton</i>	17	5
<i>Cummins</i>	51	79
<i>Delta Regional</i>	10	12
<i>East Arkansas Regional</i>	66	75
<i>Ester</i>	9	7
<i>Grimes</i>	12	16
<i>J Aaron Hawkins Sr.</i>	18	10
<i>Tucker Max</i>	7	19
<i>Mcpherson</i>	32	25
<i>Mississippi County WRC</i>	10	30
<i>North Central</i>	48	51
<i>NW Arkansas WRC</i>	5	11
<i>Ouachita River</i>	53	48
<i>Pine Bluff Complex</i>	15	11
<i>Randall L Williams</i>	29	17
<i>State Police Barracks</i>	4	4
<i>Texarkana Regional</i>	14	28
<i>Tucker Unit</i>	11	17
<i>Varner</i>	59	59
<i>Wrightsville Unit</i>	38	26
<i>Pine Bluff Re-Entry</i>	0	0
<i>Tucker Re-entry</i>	0	0
Total:	508	550

**SECURUS TABLET REPORT
AUGUST 2021**

Facility Name	Subscription	Facility	Officer	Total	New Subscriptions
Benton Unit	114	15	8	137	0
Cummins Unit	298	100	14	412	0
Delta Regional Unit	92	39	16	147	0
East Arkansas Regional Unit	174	103	10	287	0
Ester Unit	110	141	20	271	0
Grimes Unit	137	48	14	199	0
J. Aaron Hawkins Sr Center For Women	132	73	19	224	0
McPherson Unit	143	102	15	260	0
Mississippi County Work Release Center	47	3	9	59	0
North Central Unit	120	123	10	253	0
Northwest Arkansas Work Release Center	46	5	8	59	0
Ouachita River Correctional Unit	214	114	14	342	0
Pine Bluff Reentry Center	17	4	0	21	0
Pine Bluff Unit	66	7	8	81	0
Randall L. Williams Facility	49	27	14	90	0
State Police Barracks	20	0	3	23	0
Texarkana Regional Correctional Center	35	3	10	48	0
Tucker Maximum Security Unit	89	64	15	168	0
Tucker Reentry Center	0	51	3	54	0
Tucker Unit	104	64	10	178	0
Varner Unit	157	73	20	250	0
Wrightsville Unit	124	47	6	177	0
TOTAL	2,288	1,206	246	3,740	0

CONSTRUCTION BUDGET / STATUS REPORT - SEPTEMBER 8, 2021 — [Page 1 of 2]

Fund	Project Description	Total Projected Spent	Budget	Available Funds	\$ % Complete	Construction % Complete	Notes
KBR4Q95	ESTER - Phase 3 - General Improvement Fund	3,001,166	3,001,781	616	100%	100%	Gravel Parking lot completed. Project Complete.
700483A	EARU Max Rec Expanded Metal Rec Yard	824,431	879,000	54,569	94%	64%	We have delivered panels to EARU. We have started demolition and construction of new Rec pens.
700483A	Tucker Max Expanded Metal Rec Yard	1,060,637	1,800,000	739,363	59%	0%	DBA Approved to proceed. We are constructing the panels on-site. Material list has been ordered and delivered.
700483A	Cummins Expanded Metal Rec Yard	50,012	368,617	318,605	14%	0%	Plans on hold, will modify for exp. metal
KBR4Q95	Bullpens	388,676	851,999	463,323	46%	98%	Varner & EARU complete. Installation underway at Max. Locks delivered. Working on bullpens now.
KBR4Q95	13 & 15 Barracks Door Revisions	119,111	174,000	54,889	68%	68%	All doors and locks installed in 13 Barracks. We are looking at modifications for 15 barracks.
KBR4Q95	Camera's (New)	1,240,280	1,248,000	7,720	99%	100%	Delta, Varner, EARU, Cummins, RLW, Tucker, PBU, & the Max are complete. Project Complete
700485A	Entegrity Energy Improvements at EARU & Delta	16,961,127	17,010,204	49,077	100%	99%	lights (100%), plumbing 100%, water (100%), compost (100%), & solar (100%), HVAC (100%). Only Training is incomplete.
7004828	Entegrity Energy Improvements Phase 2 at Tucker and Max	1,842,263	18,603,150	16,760,887	10%	0%	We are working with Entegrity on the capital equipment list that will be installed in phase II. Lighting and water conservation is set to begin in April.
KBSCW18	McPherson Administration	395,305	395,439	134	100%	100%	Substantial Completion done 6/29/2021. Building Delivered 6/30/2021. Project Complete.
KBSCW18	McPherson Visitation	311,737	312,430	693	100%	100%	
KBR4Q95	McPherson Administration and Visitation	8,338	100,000	91,662	8%	100%	
KBSHW18	Tucker Water Treatment	-	1,093,848	1,093,848	0%	0%	Engineering firm selected. Contract complete. Awaiting paperwork from DBA to proceed.
KBSFW18	Max Armory	43,222	70,000	26,778	61.7%	0%	DBA had to review the plans with our on-call because previous approved drawings were stamped by Gail. Under review by DBA.
7004810	Administrative East Roof Replacement	60,494	1,544,880	1,484,387	3.9%	0%	All roofs have been designed and they are working with DBA for approval. The specified material needing to be bid out is set to submit to OSP on 4/6/2021.
7004810	Central Warehouse Roof Replacement	20,061	357,132	337,071	5.6%	0%	
7004810	RLW Roof Replacement	119,882	2,897,988	2,778,106	4.14%	0%	
22V	NWARWRC Laundry and Commissary	203,690	250,000	46,310	81%	30%	Foundation and slab prep work done. Lift station installed and operational. Building and material are onsite construction of the project has started.
865C KBR4Q95	NCU Perimeter Security	20,625 5,980	270,000	243,395	10%	0%	DBA Approved plans. DBA has the project in review.
N98	Max Re-Entry Generator Project	16,635	135,000	118,365	12%	0%	Plans submitted to DBA. We have received our notice to proceed on this project.
KBR4Q95	NCU Replacement Generator Project	164,665	202,000	37,335	82%	0%	DBA Approved. Bids are being requested.
7004820	Tucker Asbestos Abatement	319,516	448,000	128,484	71%	10%	Contract Complete. Work underway. Started 8/31/2021



CONSTRUCTION BUDGET / STATUS REPORT - SEPTEMBER 8, 2021 — [Page 2 of 2]

Fund	Project Description	Total Projected Spent	Budget	Available Funds	\$ % Complete	Construction % Complete	Notes
7004820	Tucker 10 Barracks Sidewalk	10,728	70,259	59,530	15%	15%	DBA approved to proceed. We have regraded the area. Working to prepare walkway for concrete.
7004820	Lethal Fence Control for Cummins, Varner SuperMax, Tucker Max, & EARU	46,250	875,000	828,750	5%	0%	Plans to be submitted to DBA on 9/10/2021.

Telephone Projects

	Project Description	Total Projected Spent	Budget	Available Funds	\$ % Complete	Construction % Complete	Notes
Maintenance & Operations	Fire Alarm Upgrades (All Units)	5,266	41,000	35,734	13%	0%	on-going
	Stainless Steel - Kitchen/Shower/Restrooms - All Units	0	20,000	20,000	0%	0%	continual need
	Gates and Fences all units	10,541	25,000	14,459	42%	0%	to improve security
	ACA Maintenance	45,124	100,000	54,876	45%	0%	Walkthrough done at Varner. Dedicating resources to Varner for ACA.
	ADA Projects - All Units	0	10,000	10,000	0%	0%	Working with Varner for the sports field sidewalk.
	Fast Top Floor Systems (kitchen/laundry/showers all units)	17,842	25,000	7,158	71%	0%	Benton complete. Ouachita kitchen material has been ordered and awaiting arrival.
	Camera Equipment - All Units	112,471	250,000	137,529	45%	0%	cameras as requested/approved.
	Lock/Riot Gates - All Units	12,652	90,500	77,848	14%	0%	on-going.
	AC Units-All Units	69,278	70,000	722	99%	0%	repairing & replacing daily.
	Subtotal	\$ 273,173	\$ 631,500	\$ 358,327			

	Project Description	Total Projected Spent	Budget	Available Funds	\$ % Complete	Construction % Complete	Notes
Capital Projects FY21 Carry Forward	Metal Ceilings	0	25,000	25,000	0%	0%	Wrightsville showers are underway.
	ORCU Gravel Pit Operations	6,473	35,000	28,527	18%	0%	on-going.
	Dog Kennel/Horse Stable Malvern	7,942	48,000	40,058	17%	35%	Material for this project ordered. Dedicated project supervisor on-site. Slab prepwork is underway.
	Emergency Generator - All Units	44,697	250,000	205,303	18%	15%	Cummins 300kW generator complete. Hawkins Unit Gen is installed and operational. Max Gen mat'l rec'd, Generator rec'd. Cummins East Bldg. we have approval awaiting Max generator install.
	Tucker 4 new filters & one aeration tank	735	10,000	9,265	7%	100%	Project is complete.
	Roof Repairs-Cummins	0	130,700	127,336	3%	0%	Prepared large order for multiple Units. Max is complete. Need repairs at ORCU, Delta, Cummins & others. Varner & ORCU working on repairs, received TPO. Office of State Procurement secured a State contract to purchase roofing materials.
	Roof Repairs-Cummins Laundry	0				0%	
	Construction/Maintenance	0				0%	
	Roof Repairs-Delta	3,364				0%	
	Roof Repairs-East Arkansas	0				0%	
	Roof Repairs-Max	0				0%	
	Roof Repair - NCU	0				0%	
	Roof Repair - RLW	0				0%	
	Roof Repairs-Tucker	0				0%	
	Roof Repairs-Varner	0				0%	
Roof Repairs-Wrightsville	0	0%					
	Subtotal	\$ 63,211	\$ 498,700	\$ 435,489			

	Project Description	Total Projected Spent	Budget	Available Funds	\$ % Complete	Construction % Complete	Notes
New Projects	Delta Perimeter	0	261,000	261,000	0%	0%	purchasing materials
	Wrightsville Perimeter	0	361,000	361,000			
	PB Warehouse Drive Replacement	0	118,000	118,000	0%	0%	Project suspended.
	Subtotal	\$ -	\$ 740,000	\$ 740,000			
	Architect Fees	425	30,000	29,575	1%		
	Total	\$ 336,809	\$ 1,900,200	\$ 1,563,391			

Notes: Report has not been reconciled against Accountings Reconciled Reports. Tolerance/Deviation is with in 1% of Projected Spending.