



DIVISION OF CORRECTION

BOARD REPORT

September 2020



@ARDeptofCorrections



@adcpio

Dexter Payne,
Director



POPULATION REPORT

RESEARCH/PLANNING

August 2020 Admissions and Releases – Admissions for August 2020 totaled **31** (10-males and 21-females) while releases totaled **479** (412-males and 67 females) for a decrease in-house of **448** inmates.

Inmate Population Growth/Projection – At the end of August 2020, the jurisdictional population for the Division of Correction totaled **16,367**, representing a decrease of **1,392** inmates since the first of January 2020. Calendar year 2020 average has seen an average decrease of **174** inmates per month, which is up from an average monthly decrease of **three** inmates per month during calendar year 2019.

Average County Jail Back-up – The backup in the county jails averaged **1,417** inmates per day during the month of August 2020, which was up from the per-day average of **1,027** inmates during the month of August 2020. Of the **1,417** average, short-term revocations accounted for **686** (594-males and 92-females) during the month.

PRISON RAPE ELIMINATION ACT (PREA)

The PREA Coordinator provided *PREA for Teachers* training on August 6. The 1.5-hour class, divided into two sessions to allow for social distancing, was attended by 75 staff members.

PREA Hotline Data - August 2020:

Number of Calls Received	392*
Total Calls Referred for Reported PREA Issue	23
Total Calls Referred for Non-PREA Issue	147
Calls Referred Due to Technical Failure	0
Repeat Calls	92
Test Calls	0
No Message	130

*Seven of the calls received were from residents of the Division of Community Corrections (DCC) and forwarded to their PREA Coordinator and DCC Deputy Director Jimmy Banks.

INMATE INSTITUTIONAL GRIEVANCES

Inmate Formal/Informal Grievances: During August 2020, a total of 1,758 formal grievances and 2,683 informal grievances were filed at various units.

Institutional Grievances Appeals: There was a total of 553 appeals of institutional grievances received in August 2020. Of those, 463 were acknowledged and 90 were rejected for various reasons. Of the total 543 appeals answered, 539 had no merit and four were found with merit.

FARM

The big topic during the month of August for Farm operations was the impact of Hurricane Laura on the crops at Cummins. About 310 acres of rice had been harvested when it hit. Rainfall amounts ranged from 1.5 to almost six inches, but most of the damage was caused by sustained winds, which downed about 200 acres of rice. While the rice can eventually be harvested, it will be a slow process, and the shatter loss will be higher than normal. Additionally, about 100 acres of corn was broken and will also have to be harvested at a slower pace.

On a positive note, minimal storm damage was sustained by the farms at Tucker and East Arkansas. Early yields on the rice harvested at Cummins is a little above average and the unit's soybean crop benefited from the storm's heavy rains. The rain also aided in the production of grass for grazing and hay, resulting in the farms being able to complete another cutting this year. Irrigation at all farms has concluded for the year.

There were no issues with the confined livestock areas during the month. One of the layer houses experienced a drop in production due to a molt, which usually lasts a couple of weeks.

Work with Lockeby and Associates on repairs to the feed mill was planned to begin during the month.

REGIONAL MAINTENANCE HOURS

Regional Maintenance Hours	August 2020
Benton Unit	192
Delta Regional Unit	0*
East Arkansas Regional Unit	0*
Grimes Unit	720
McPherson Unit	588
Mississippi County Work Release	2,272
North Central Unit	6,080
Ouachita River Correctional Unit	0*
Randall L. Williams Unit	1,604
Texarkana Regional Correctional Center	831
Tucker Unit	624
Varner Unit	2,012
Wrightsville Unit	920
Total Hours	15,843

WORK RELEASE RENT REPORT

Unit	August 2020
Benton Unit	\$9,979.00
Mississippi County Work Release	\$9,333.00
Northwest Arkansas Work Release	\$31,892.00
Pine Bluff Work Release	\$21,680.00
Texarkana Regional Correctional Center	\$39,865.00
Tucker Reentry Work Release	\$5,780.00
Total	\$118,529.00

*A "0" indicates that there was no Regional Maintenance activity for the month due to issues related to COVID-19.

View before/after highlights of August Regional Maintenance projects on Page 7.

REENTRY

**RANDALL L. WILLIAMS
JUVENILE EDUCATION PROGRAM**

August 2020 Capacity: 20	Beginning Count	New Commitments	DCR/Punitive	Transferred/ Turned 18*	Paroled	End Count
Juveniles*	4	0	0	2	0	2

*Juveniles are transferred from the program once they reach the age of 18.

**WORKFORCE ALLIANCE FOR
GROWTH IN THE ECONOMY (WAGE)**

August 2020 Capacity: 120	Beginning Count	Admissions During Mo.	Removed*	Completed	End Count
Delta	20	0	0	3	17
Ester**	0	0	0	0	0
Hawkins	14	0	0	0	14
McPherson	0	0	0	0	0
Ouachita River	20	0	0	0	20
Tucker	18	0	0	0	18
Tucker Reentry	2	0	0	0	2
Wrightsville	24	0	0	0	24
TOTAL	98	0	0	3	95

*The "Removed" column indicates the number of participants who transferred, signed out, received a disciplinary, were removed because test scores were not returned/were too low to continue, or were released from prison.

**The Ester Unit WAGE Program is experiencing a change in software resulting in no classes being taught at this time.

**ADVANCED PRINCIPLES
AND APPLICATIONS FOR
LIFE PROGRAM (APAL)**

August 2020 Capacity: 86	Beginning Count	Admissions During Mo.	Removed*	End Count
Ester	34	0	0	34
Hawkins	47	2	2	47
TOTAL	81	2	2	81

Advanced PAL is an 18-month reentry program that combines a pre-release curriculum with the PAL program.

*The "Removed" column indicates the number of participants who paroled, completed the program, withdrew from the program, transferred, or were removed from the program for another reason.

**WRIGHTSVILLE-HAWKINS
PATHWAY TO FREEDOM PROGRAM**

August 2020 Capacity: 200	Beginning Count	Enrolled During the Month	Removed	End Count*
Wrightsville-Hawkins PTF	182	0	1	181

THINK LEGACY

August 2020 Capacity: 635	Beginning Count	Admitted	Graduated	Graduated But Remain*	Removed**	End Count
Cummins	31	0	0	0	5	26
Delta Regional	20	0	0	0	3	17
East Arkansas Regional	34	0	0	0	3	31
Ester	46	0	12	0	0	34
Grimes	47	0	0	0	10	37
Hawkins (Female)	33	0	0	0	27	6
McPherson	49	6	10	8*	5	48
North Central	38	14	7	6*	13	38
Ouachita River	17	0	5	0	3	9
Tucker	33	0	0	0	2	31
Tucker Women's Reentry	10	0	0	0	3	7
Varner	42	0	6	4*	2	38
Wrightsville	42	0	5	5*	6	36
Total	442	20	45	23*	82	358

*The "Graduated But Remain" column indicates the number of participants who have successfully completed the program but remain in the barracks.

**The "Removed" column indicates the total number of participants who paroled, signed out, transferred, or were removed from the program for any other reason and are no longer in the barracks.

THINK LEGACY, continued

There are 142 females and 429 males on the Think Legacy waiting list, for a total of 571. All Think Legacy applicants are within six to 18 months of their TE or discharge date. The average wait time is approximately 120 days.

August 2020 Think Legacy Activities:

A program graduation occurred at the North Central Unit on August 24.

ADMINISTRATIVE SERVICES**DIVISION OF CORRECTION
TRAINING - AUGUST 2020****BASIC TRAINING DIVISION –**

A total of 33 cadets in instructor Ramone Woodall's **BCOT Class 2020-I** officially graduated as correctional officers on August 14.

Under the direction of instructor Kathleen Lowery and Adam Ryan, **BCOT Class 2020-J** resumed their Correctional Officer training on August 3 with 24 cadets. Cadets reported to their assigned units on August 10 to complete on-the-job training (OJT). Nine cadets spent August 10-12 at the Academy to complete their training before reporting to their units. The class officially graduated on August 21 with 33 cadets.

Several cadets received recognition at an awards ceremony held for the class at the Training Academy.

The recipient of the *Willis H. Sargent Award* for BCOT Class 2020-J was Samuel Simer of the North Central Unit.

Recipients of *Physical Fitness Awards* were:

- 1st - Apollo Adams, Varner Unit
- 2nd - Marquita Tayborn, Cummins Unit
- 3rd - April Allison, Tucker Unit

Academic Awards were presented to the following:

- 1st - Megan Frost from McPherson
- 2nd - Mason Summers, Grimes Unit
- 3rd - Matthew Elias, Wrightsville Unit

A total of 31 cadets in instructor Sarah Apel's **BCOT Class 2020-K** began correctional officer training at the Academy on August 3.

Training for instructor Jason Price's **BCOT Class 2020-L** got underway at the Academy on August 24 with 45 cadets.

IN-SERVICE DIVISION –

In-service training for the month consisted of a **Defensive Driving Class** with three participants in attendance. It was presented by outside staff and offered to multiple state agencies. All other in-person training has been suspended until further notice due to COVID-19.

eCADEMY –

During August, 315 ADC employees completed a total of 4,517 hours of eCADEMY training. About 7% of ADC employees completed at least one course during that timeframe, averaging 1.00 hours per staff member.

**HEALTH/CORRECTIONAL
PROGRAMS****CHAPLAINCY SERVICES****All Facilities –**

During the month of August, the Chaplaincy Division at all facilities continued to provide religious services virtually over the video systems. This included Jumu'ah Prayer. While some facilities have the capability of delivering services in real time from onsite, many require pre-recorded services to be played at a time when unit schedules permit.

The ADC Chaplaincy Division hosted a virtual training for volunteers led by Chaplaincy Administrator Joshua Mayfield. A total of 195 volunteers participated in the virtual event.

Although volunteer access remained discontinued throughout the month due to COVID-19, chaplains at all facilities continued to provide necessary services.

Delta Regional Unit –

Applications for Angel Tree were distributed in August to about 30 inmates at the unit.

Maximum Security Unit –

Angel Tree applications, previously distributed to inmates, were collected.

Varner and Varner Supermax (VSM) Unit –

Taking COVID-19 restrictions into consideration, the Islamic inmate population at Varner/VSM took part in the Eid al-Adha celebrations that follow Ramadan. A total of 135 inmates at Varner and 88 at VSM participated in the feast.

ACCREDITATION**ACA Internal Audits Completed:**

- 8/03–8/07 Mississippi County Work Release Audit Prep Review
- 8/10–8/28 Central Office and Admin East Audit Prep and Independent Walk-Through Audits

Classes Taught:

- 8/27 BCOT

Fire/Safety and Sanitation Independent Audits Conducted by the Fire and Sanitation Coordinator:

- 8/03–8/28 Internal Audit Review for 2021
Central Office and Admin East Audit
Independent Walk-Through Audits

VOLUNTEER SERVICES

Total Number of Volunteer Hours for August 2020:

Unit/Program	Hours
Delta Unit	0
East Arkansas Regional Unit	0
McPherson Unit	0
Mississippi County Work Release Center	0
Northwest Arkansas Work Release Center	12.75
Ouachita River Correctional Unit	0
Pine Bluff Complex	0
Texarkana Regional Correctional Center	0
Varner	0
PAWS	0
Think Legacy	0
Religious Services/Chaplaincy	0
Total Hours	12.75

MENTAL HEALTH SERVICES

Reduction of Sexual Victimization Program (RSVP) and Sex Offender Treatment Programs (SOFT):

August 2020	Capacity	Beginning Count	Completed	Removed	Admissions	End Count
RSVP	278	130	0	0	0	130
SOFT	30	3	0	0	1	4
Total	308	133	0	0	1	134

There are 798 males on the waiting list for RSVP and three females on the waiting list for SOFT who are within five years of their TE date. Of those, 34 inmates are mandated by the Parole Board.

The average time on the waiting list from request is between one and two months for those stipulated.

*The total on the waiting list, including those not currently within the identified timeframe, is 1,425 males and three females. Of these, 1,143 are eligible and 285 are ineligible for the program. There are no PREA inmates in the program at this time.

*Ineligibility is due to being in restrictive housing, having class IV status, or receiving a major disciplinary within the last 60 days.

Therapeutic Community (TC):

August 2020 Unit	Capacity	Beginning Count	Completed	Removed	Admissions	End Count
McPherson	53	43	1	14	2	30
Tucker	136	56	9	14	1	34
Wrightsville	50	31	0	5	0	26
Total	239	130	10	33	3	90

There are 539 males and 100 females on the waiting list who are within ten years of their release date. Of those, 14 are mandated by the Parole Board.

The average time on the waiting list from request is 95 days.

*The total on the waiting list, including those not currently within the identified timeframe, is 943 males and 163 females. Of these, 554 are eligible and 552 are ineligible for the program.

*Ineligibility is due to being in restrictive housing, having class IV status, or receiving a major disciplinary within the last 60 days.

Substance Abuse Treatment Program (SATP):

Unit	Capacity	Beginning Count	Completed	Removed	Admissions	End Count
Benton	20	20	0	3	0	17
Cummins	47	31	0	0	0	31
Grimes	56	29	2	4	0	23
Maximum Security	4	43	0	0	1	4
McPherson	106	54	9	7	5	43
Randall L. Williams	200	118	0	14	0	104
Wrightsville	150	82	0	7	0	72
Total	583	337	11	28	6	297

There are 1,532 males and 151 females on the waiting list who are within five years of their release date. Of those, 22 are mandated by the Parole Board.

The average time on the waiting list from request is eight days.

*The total on the waiting list, including those not currently within the identified timeframe, is 2,423 males and 223 females. Of these, 1,205 are eligible and 1,441 are ineligible for the program.

*Ineligibility is due to being in restrictive housing, having class IV status, or receiving a major disciplinary within the last 60 days.

MENTAL HEALTH SERVICES, continued

Substance Use Intervention Program: The Substance Use Intervention Program had no admissions and four discharges for an end-of-month count of nine for August. This program is housed at the Varner Unit and is for inmates found guilty of a disciplinary violation for drug use or drug possession.

Ouachita River Correctional Unit (ORCU) Residential Program Unit (RPU): The RPU had two admissions and two discharges in August for an end-of-month count of 116.

McPherson Unit Mental Health Residential Program Unit (RPU): There were four admissions and eight discharges in August for an end-of-month count of 55.

Habilitation Program: The Habilitation Program at the Ouachita River Correctional Unit provided treatment services to 45 inmates during August. There were no admissions and one discharge, which resulted in an end-of-month count of 44.

Anger Management Treatment: The Anger Management Treatment Program at the Cummins Unit provided treatment services to 14 inmates during August. There were no admissions and two discharges for an end-of-month count of 12.

Staffing: The following Mental Health Services and Substance Abuse Treatment Program (SATP) positions were vacant in July and August 2020:

Positions	FTE's*	July 2020	August 2020
Psychologists	14	5	5
Social Workers	31	13	12
Advisors	64	12	13
Substance Abuse Program Leaders	35	6	7
Administrative Specialists	17	6	6

*FTE refers to authorized Full Time Equivalent positions.

ADDITIONAL MENTAL HEALTH AND MEDICAL INFORMATION

Self-Study Classes:

Classes	Number of Participants	Number Completed	Waiting List
Anger Management	230	206	733
Thinking Errors	156	151	824
Substance Abuse Education	162	148	536
Communication Skills	166	147	740
Domestic Violence	57	56	203
Victims of Domestic Violence	14	14	33
Stress Management	108	101	715
Parenting	83	77	225

Suicide: There were 98 suicidal threats during August. There were five attempts resulting in no deaths.

Outpatient: There were 1,953 inmates on the mental health medical log at the beginning of August. Mental Health staff conducted the following contacts during August:

Case Management Contacts	1,831
Requests for Interviews	1,350
Testing	11
Intakes	25
Unit Requests	765
Pre-Lockup Reviews	499
Routine Restrictive Housing Reviews	942
Restrictive Housing Rounds	21,897
PREA Evaluations	96
Routine Follow-up	239
834 Requests	27

County Mental Health Requests: During August, there were 253 requests received of a mental health nature. Of those, 114 inmates were fast-tracked to ADC. *Note: Most inmates were not transferred due to COVID-19.*

County Medical Health Requests: During August, there were 716 requests received of a medical nature. A total of seven inmates were fast-tracked to ADC.

Medical Contract Reimbursements: Sanction reimbursements for July were \$19,700.00.

Deaths: There were 13 inmate deaths during the month of August. Six were claimed and seven were cremated.

Wellpath: See attachment for Wellpath's report regarding outside beds and emergency room visits.

Medical Grievances: In August, there were 176 appeals received of medical grievances and 187 appeals were answered; six of those were found to be with merit and two with merit but resolved.

SEX OFFENDER ASSESSMENT

Assessments Completed:

Risk Level	August	September 1999 through August 2020
Level 1	0	1,204
Level 2	56	8,020
Level 3	20	7,118
Level 4	3	700
Default 3	1	*
Total	80	17,042

*Default Level 3's are included in the total number of Level 3's to date.

MENTAL HEALTH SERVICES, *continued*

ACIC Numbers:

The total number of sex offenders registered from September 1999 through August 2020:

Compliant	8,327
Delinquent	1,425
Confined	3,235
Out-of-State	3,734
Address Unknown	136
Deported	207
Incapacitated	100
Out of USA	11
Total	17,155

Consistent with current Arkansas law, deceased offenders no longer remain on the registry.

PAWS IN PRISON

August 2020 Unit	Enrolled	Graduated	Foster	Volunteer Hours
Hawkins Unit	0	5	1	0
Maximum Security Unit	11	9	2	0
North Central Unit	4	0	0	0
Ouachita River Correctional Unit	1	0	0	0
Randall L. Williams Unit	5	2	0	0
Tucker Unit	0	4	1	0
Total	21	20	4	0

Completed Paws in Prison Training:

August 2020 Program Graduates	20
YTD 2020 Program Graduates	161
Total Graduates Since Inception (December 2011)	1,613
Dogs Currently in Foster (Graduated, but Not Adopted)	4
August 2020 Volunteer Hours	0
YTD Volunteer Hours	56

INFORMATION TECHNOLOGY

INMATE TABLETS – Within the Division of Correction, a total of 3,523 inmate tablets were leased during August.

INMATE VIDEO VISITS – Inmates completed 21,196 video visits during the month and missed 888 within the Division of Correction.

CONSTRUCTION/MAINTENANCE

PROJECT UPDATES


SEE CONSTRUCTION BUDGET / STATUS REPORT IN ATTACHMENTS SECTION (PAGES 23-24).

AGENCY HIGHLIGHTS

AGENCY-WIDE:

Graves Sworn In as Cabinet Secretary

Solomon Graves was officially sworn in as Secretary of the Department of Corrections (DOC) on August 3 in Pine Bluff by Circuit Judge Earnest E. Brown Jr. Judge Brown presides over the Jefferson-Lincoln County Circuit Court, 6th Division. Secretary Graves most recently served as Chief of Staff for the DOC.



COVID-19

The ADC continued taking measures addressing COVID-19 including:

- **DOC**
Secretary Solomon Graves appeared at Governor Asa Hutchinson’s daily COVID briefing on August 21 to announce that 100 percent of inmates and residents housed in DOC facilities had been tested for COVID-19. More than 8,000 inmates were tested during a two-week period as part a mass testing campaign. Those assisting the DOC’s contract medical provider Wellpath in the mission were the Arkansas Division of Emergency Management, the Arkansas National Guard, and the ADC K-9 unit.
- An announcement was made on August 25 that the suspension of inmate visitation at the state’s prisons and community correction centers will continue until October 1. Lower phone and video visitation rates remain in place through the duration of visitation suspension.



REGIONAL MAINTENANCE PROJECT HIGHLIGHTS AUGUST 2020

Pine Bluff Unit – Cleanup at Lake Saracen Walking Trail - August 6




Pine Bluff Unit – Pressure Washing of Stands at Taylor Field - August 12



Varner Unit – Trash Cleanup on Alexander Road in Lincoln County - August 1



Varner Unit – Weeding at Star City High School Campus - August 3



2020 INFORMAL GRIEVANCE REPORT

Month	BENTON	HAWK/M	HAWK/F	WRTS	EARU & MX	GRIMES	RLW	MCWR	MCPH	MSU	NCU	PBU	NWA	TU	TRCC	VSMX	VU	CU & CMU	ORCU	Ester	DRU	Bowie Cty	TOTAL
JAN	0	34	27	84	449	213	19	0	342	199	150	41	0	123	2	486	89	220	296	39	84	33	2,930
FEB	2	34	27	52	209	164	19	0	288	245	107	35	0	138	2	464	95	178	232	25	63	43	2,422
MAR	1	29	19	64	384	150	12	0	301	264	148	35	0	101	2	486	65	238	260	31	104	29	2,723
APR	2	50	27	121	434	180	32	0	254	268	168	45	0	148	7	521	121	268	292	38	146	22	3,144
MAY	2	20	34	106	259	154	64	0	238	316	129	67	0	92	1	491	101	465	269	29	126	26	2,989
JUN	0	15	7	113	371	199	35	0	234	192	154	64	0	118	0	422	80	303	134	35	116	16	2,608
JUL	1	42	19	116	392	160	40	0	261	144	104	48	0	127	2	386	72	276	228	43	143	21	2,625
AUG	7	52	25	86	333	205	42	0	271	153	137	74	0	120	0	442	82	149	260	61	166	18	2,683
SEPT	0	0	0	0	0	0	0	0	0	0	0	0	0	0	0	0	0	0	0	0	0	0	0
OCT	0	0	0	0	0	0	0	0	0	0	0	0	0	0	0	0	0	0	0	0	0	0	0
NOV	0	0	0	0	0	0	0	0	0	0	0	0	0	0	0	0	0	0	0	0	0	0	0
DEC	0	0	0	0	0	0	0	0	0	0	0	0	0	0	0	0	0	0	0	0	0	0	0
TOTAL	15	276	185	742	2,831	1,425	263	0	2,189	1,781	1,097	409	0	967	16	3,698	705	2,097	1,971	301	948	208	22,124

2020 FORMAL GRIEVANCE REPORT

Month	BENTON	HAWK/M	HAWK/F	WRTS	EARU & MX	GRIMES	RLW	MCWR	MCPH	MSU	NCU	PBU	NWA	TU	TRCC	VSMX	VU	CU & CMU	ORCU	Ester	DRU	Bowie Cty	TOTAL
JAN	0	13	10	35	404	105	5	0	130	174	90	11	0	92	4	260	65	125	153	15	43	7	1,741
FEB	0	13	10	31	365	59	15	1	120	130	61	22	0	75	0	242	66	104	126	17	32	16	1,505
MAR	1	27	8	30	426	63	12	1	122	221	93	5	0	99	0	273	65	129	153	16	50	5	1,799
APR	2	27	8	32	450	87	15	0	84	178	99	12	0	97	0	298	91	181	163	14	73	1	1,912
MAY	2	12	2	48	367	70	49	0	93	316	88	19	0	78	1	301	80	315	156	11	60	5	2,073
JUN	1	4	1	53	392	93	20	0	98	192	104	27	0	76	0	310	59	210	221	12	66	3	1,942
JUL	0	14	3	43	473	75	21	0	99	173	59	23	0	77	0	245	57	177	212	18	60	6	1,835
AUG	4	20	7	45	383	97	17	0	115	102	65	17	0	81	0	273	54	134	212	45	81	6	1,758
SEPT	0	0	0	0	0	0	0	0	0	0	0	0	0	0	0	0	0	0	0	0	0	0	0
OCT	0	0	0	0	0	0	0	0	0	0	0	0	0	0	0	0	0	0	0	0	0	0	0
NOV	0	0	0	0	0	0	0	0	0	0	0	0	0	0	0	0	0	0	0	0	0	0	0
DEC	0	0	0	0	0	0	0	0	0	0	0	0	0	0	0	0	0	0	0	0	0	0	0
TOTAL	10	130	49	317	3,260	649	154	2	861	1,486	659	136	0	675	5	2,202	537	1,375	1,396	148	465	49	14,565

INMATE INSTITUTIONAL GRIEVANCE APPEAL REPORT – AUGUST 2020

	Acknowledged	Rejected	Processed W/O Merit	Processed W/ Merit
Benton Unit	0	0	1	0
Benton Work Release	0	0	0	0
Bowie County Texas Correctional Facility	2	0	0	0
Cummins Unit	39	8	58	0
Cummins Modular Unit	5	1	5	0
Delta Regional Unit	16	1	26	0
East Arkansas Regional Unit	53	4	36	0
East Arkansas Regional Max Unit	78	6	76	0
Ester Unit	7	2	4	0
Grimes Unit	9	6	6	0
Maximum Security Unit	55	13	60	0
Tucker Re-Entry	0	0	0	0
McPherson Unit	11	2	32	0
McPherson Mental Health Residential Program Unit	0	3	0	0
Mississippi County Work Release Center	0	0	0	0
Northwest Arkansas Work Release Center	0	0	0	0
North Central Unit	18	7	20	0
Ouachita River Correctional Unit	54	4	51	3
ORCU Hospital	0	0	0	0
ORCU New Commitment	8	2	17	1
ORCU Mental Health Residential Program Unit	0	1	0	0
Pine Bluff Unit	2	5	2	0
Pine Bluff Re-Entry	0	0	0	0
Randall L. Williams Correctional Facility	2	1	5	0
Texarkana Regional Correctional Center	1	0	2	0
Tucker Unit	14	9	25	0
Varner Super Max	70	9	93	0
Varner Unit	6	3	3	0
Wrightsville Unit	13	3	17	0
Hawkins Center	0	0	0	0
Hawkins for Males	0	0	0	0
Hawkins SPU	0	0	0	0
Total	463	90	539	4

ADMISSIONS AND RELEASES – AUGUST 2020

<u>Admissions</u>	<u>Male</u>	<u>Female</u>	<u>Total</u>
Asian	0	0	0
Black	3	3	6
Hispanic	0	1	1
Native American Indian	0	0	0
Native Hawaiian or Pacific Isl.	0	0	0
White	7	17	24
Other	0	0	0
Unknown	0	0	0
Total	10	21	31

<u>Releases</u>	<u>Male</u>	<u>Female</u>	<u>Total</u>
Asian	0	0	0
Black	150	9	159
Hispanic	9	1	10
Native American Indian	1	0	1
Native Hawaiian or Pacific Isl.	0	0	0
White	251	57	308
Other	1	0	1
Umknown	0	0	0
Total	412	67	479

ADC INMATE POPULATION GROWTH 2000-2026 - AUGUST 2020

Updated 7/31/2020

Mo.	2000	2001	2002	2003	2004	2005	2006	2007	2008	2009	2010	2011	2012	2013	2014	2015	2016	2017	2018	2019	2020
Jan.	11,984	11,908	12,402	13,015	13,105	13,595	13,481	13,839	14,518	14,796	15,334	16,312	15,134	14,815	17,481	18,142	17,785	17,824	18,201	17,958	17,989
Feb.	12,169	12,022	12,529	13,054	13,166	13,783	13,633	14,012	14,603	14,883	15,374	16,209	14,990	15,008	17,438	18,082	17,625	17,608	17,998	17,846	18,181
March	12,006	12,033	12,299	13,108	13,088	13,418	13,534	13,772	14,580	14,843	15,290	16,095	14,964	14,665	17,395	18,233	17,573	17,666	18,089	17,898	17,860
April	12,069	12,167	12,465	13,213	13,323	13,469	13,554	13,851	14,769	14,937	15,570	16,172	15,124	14,850	17,604	18,703	17,815	17,798	18,227	17,977	17,331
May	12,109	12,384	12,558	13,463	13,556	13,528	13,711	14,146	14,880	15,146	15,694	16,062	15,132	15,074	17,593	18,693	17,769	17,652	17,945	17,817	16,694
June	12,005	12,108	12,439	13,418	13,389	13,251	13,430	13,915	14,700	15,025	15,564	15,554	14,832	14,825	17,340	18,813	17,973	17,963	17,972	17,942	16,552
July	12,030	12,190	12,622	13,509	13,528	13,286	13,560	14,082	14,868	15,195	15,807	15,519	14,879	15,379	17,522	18,870	18,130	18,180	18,005	18,002	16,511
August	12,087	12,371	12,815	13,565	13,632	13,419	13,646	14,224	15,100	15,385	15,829	15,240	14,675	16,103	17,549	18,806	17,919	18,051	17,751	18,090	16,367
September	11,983	12,289	12,774	13,341	13,516	13,237	13,652	14,217	14,850	15,285	16,025	15,172	14,724	16,412	17,605	18,549	18,026	18,179	17,865	17,856	
October	12,119	12,348	12,942	13,341	13,584	13,363	13,775	14,349	14,836	15,381	16,311	15,271	14,856	16,993	17,880	18,430	18,127	18,348	17,943	17,947	
November	12,094	12,408	13,162	13,408	13,706	13,587	13,913	14,437	15,025	15,340	16,460	15,205	14,625	17,168	17,848	17,981	17,573	17,973	17,666	18,060	
December	11,856	12,333	12,845	13,106	13,470	13,338	13,728	14,315	14,716	15,199	16,204	15,062	14,654	17,235	17,874	17,707	17,537	18,078	17,799	17,759	
Net Ann. Inc.	29	477	512	261	364	-132	390	587	401	483	1,005	-1,142	-408	2,581	639	-167	-170	541	-279	-40	-1,392
Avg. Mo. Inc.	2	40	43	22	30	-11	33	49	33	40	84	-95	-34	215	53	-14	-14	45	-23	-3	-174

Population is total jurisdictional count at end of each month. Population at end of month December 1999 was 11,827.

Average monthly population increase for past fifteen years 2005 - 2019 is 24

Average monthly population increase for past ten years Jan. 2010 - Dec 2019 is 21

Average monthly population increase for past five years 2015 - 2019 is -2

Projected at Growth of 24 per Month

Mo.	2008	2009	2010	2011	2012	2013	2014	2015	2016	2017	2018	2019	2020	2021	2022	2023	2024	2025	2026
	Actual	Actual	Actual	Actual	Actual	Actual	Actual	Actual	Actual	Actual	Actual	Actual	Actual Proj.	Proj.	Proj.	Proj.	Proj.	Proj.	Proj.
January	14,518	14,796	15,334	16,312	15,134	14,815	17,481	18,142	17,785	17,824	18,201	17,958	17,989	16,487	16,775	17,063	17,351	17,639	17,927
February	14,603	14,883	15,374	16,209	14,990	15,008	17,438	18,082	17,625	17,608	17,998	17,846	18,181	16,511	16,799	17,087	17,375	17,663	17,951
March	14,580	14,843	15,290	16,095	14,964	14,665	17,395	18,233	17,573	17,666	18,089	17,898	17,860	16,535	16,823	17,111	17,399	17,687	17,975
April	14,769	14,937	15,570	16,172	15,124	14,850	17,604	18,703	17,815	17,798	18,227	17,977	17,331	16,559	16,847	17,135	17,423	17,711	17,999
May	14,880	15,146	15,694	16,062	15,132	15,074	17,593	18,693	17,769	17,652	17,945	17,817	16,694	16,583	16,871	17,159	17,447	17,735	18,023
June	14,700	15,025	15,564	15,554	14,832	14,825	17,340	18,813	17,973	17,963	17,972	17,942	16,552	16,607	16,895	17,183	17,471	17,759	18,047
July	14,868	15,195	15,807	15,519	14,879	15,379	17,522	18,870	18,130	18,180	18,005	18,002	16,511	16,631	16,919	17,207	17,495	17,783	18,071
August	15,100	15,385	15,829	15,240	14,675	16,103	17,549	18,806	17,919	18,051	17,751	18,090	16,367	16,655	16,943	17,231	17,519	17,807	18,095
September	14,850	15,285	16,025	15,172	14,724	16,412	17,605	18,549	18,026	18,179	17,865	17,856	16,391	16,679	16,967	17,255	17,543	17,831	18,119
October	14,836	15,381	16,311	15,271	14,856	16,993	17,880	18,430	18,127	18,348	17,943	17,947	16,415	16,703	16,991	17,279	17,567	17,855	18,143
November	15,025	15,340	16,460	15,205	14,625	17,168	17,848	17,981	17,573	17,973	17,666	18,060	16,439	16,727	17,015	17,303	17,591	17,879	18,167
December	14,716	15,199	16,204	15,062	14,654	17,235	17,874	17,707	17,537	18,078	17,799	17,759	16,463	16,751	17,039	17,327	17,615	17,903	18,191
Net Ann. Inc.	401	483	1,005	-1,142	-408	2,581	639	-167	-170	541	-279	-40	-1,296	288	288	288	288	288	288
Ave. Mo. Inc.	33	40	84	-95	-34	215	53	-14	-14	45	-23	-3	-108	24	24	24	24	24	24

MONTHLY POPULATION AVERAGES - AUGUST 2020

Unit/Center	8/3	8/4	8/5	8/6	8/7	8/10	8/11	8/12	8/13	8/14	8/17	8/18	8/19	8/20	8/21	8/24	8/25	8/26	8/27	8/28	8/31	AVG
Benton	328	328	328	323	323	323	323	323	323	323	323	323	323	323	323	319	319	319	318	318	306	322
Cummins	1,830	1,828	1,826	1,826	1,826	1,823	1,823	1,820	1,820	1,820	1,820	1,819	1,818	1,818	1,816	1,811	1,811	1,799	1,796	1,792	1,774	1,815
Delta	566	566	566	566	566	565	565	564	563	563	561	561	560	560	560	555	555	555	555	555	554	561
E AR Reg	1,517	1,517	1,516	1,512	1,511	1,510	1,510	1,510	1,510	1,510	1,510	1,510	1,507	1,507	1,507	1,501	1,501	1,501	1,499	1,487	1,486	1,507
Ester	545	546	546	546	546	546	546	541	539	539	539	539	537	537	537	537	537	536	536	534	534	540
Grimes	1,013	1,005	1,006	1,007	1,004	1,004	1,004	998	992	992	991	991	990	991	991	991	991	991	984	984	984	995
Max Sec	567	566	566	566	565	564	564	564	563	563	564	563	562	562	562	563	564	563	563	564	564	564
McPherson	864	859	861	857	856	852	858	855	853	856	855	853	850	841	840	837	835	835	828	825	825	847
MCWRC	136	136	136	136	136	136	136	136	136	136	136	136	136	135	135	135	135	132	132	130	130	135
N Central	724	724	725	728	728	728	728	727	727	724	725	725	725	725	725	725	715	715	714	715	711	723
NWAWRC	87	87	87	87	87	87	87	87	87	87	86	86	86	86	85	83	83	83	83	82	82	85
Ouachita River	1,664	1,661	1,656	1,656	1,655	1,655	1,652	1,650	1,651	1,651	1,647	1,647	1,648	1,648	1,650	1,655	1,653	1,653	1,650	1,638	1,626	1,651
Randall L Williams	419	418	418	413	412	412	412	412	412	412	412	412	411	406	406	401	399	397	396	395	395	408
Pine Bluff	499	497	497	497	499	497	493	480	481	481	478	478	479	478	478	477	477	468	467	467	467	483
PB Reentry	43	43	43	43	43	43	43	54	54	54	54	54	54	54	54	54	54	53	54	54	52	50
TRCC	104	104	104	104	104	104	104	104	104	103	101	101	101	101	101	101	101	101	95	95	95	102
Tucker	887	883	880	880	880	872	871	865	865	865	864	863	858	858	858	857	856	852	850	848	847	865
Tucker Re-Entry	75	75	75	75	75	75	75	75	74	74	73	73	73	73	73	73	73	73	73	73	70	74
Varner	1,481	1,481	1,479	1,478	1,478	1,475	1,475	1,471	1,471	1,471	1,470	1,470	1,468	1,468	1,468	1,466	1,466	1,467	1,467	1,461	1,458	1,471
Wrightsville	800	800	800	792	792	790	792	790	786	786	787	787	786	786	786	785	783	781	773	765	763	786
WR Hawkins-Females	194	194	195	195	195	195	195	195	195	194	193	192	192	190	190	190	190	191	190	189	189	193
WR Hawkins-Males	182	182	182	182	182	182	182	182	182	182	182	182	182	182	182	181	181	181	181	181	181	182
Total ADC	14,525	14,500	14,492	14,469	14,463	14,438	14,438	14,403	14,388	14,386	14,371	14,365	14,346	14,329	14,327	14,297	14,279	14,246	14,204	14,152	14,093	14,359
Bowie CO., TX	294	294	293	291	290	290	290	290	290	290	289	289	289	289	289	289	289	289	289	289	289	290
ALETA	15	15	15	15	15	15	15	15	15	15	15	15	15	15	15	15	15	15	15	15	15	15
Ar State Police	57	57	57	57	57	57	56	56	56	56	55	55	55	55	55	55	55	55	55	55	56	56
Co Jail / M	1,189	1,185	1,174	1,175	1,198	1,194	1,217	1,219	1,226	1,245	1,253	1,266	1,284	1,314	1,333	1,341	1,359	1,379	1,400	1,417	1,426	1,276
Co Jail / F	120	123	125	129	136	137	133	132	135	135	135	137	142	143	148	155	159	160	166	172	181	143
Total Co Jail BK	1,309	1,308	1,299	1,304	1,334	1,331	1,350	1,351	1,361	1,380	1,388	1,403	1,426	1,457	1,481	1,496	1,518	1,539	1,566	1,589	1,607	1,419
309/M	216	216	218	218	218	218	218	218	218	214	214	214	214	213	213	213	213	213	213	213	206	215
309/F	84	84	84	84	84	84	84	84	84	83	83	83	83	83	83	83	83	82	82	82	79	83
Total Act 309	300	300	302	302	302	302	302	302	302	297	297	297	297	296	296	296	296	295	295	295	285	298
Total Non ADC	1,975	1,974	1,966	1,969	1,998	1,995	2,013	2,014	2,024	2,038	2,044	2,059	2,082	2,112	2,136	2,151	2,173	2,193	2,220	2,243	2,252	2,078
Total	16,500	16,474	16,458	16,438	16,461	16,433	16,451	16,417	16,412	16,424	16,415	16,424	16,428	16,441	16,463	16,448	16,452	16,439	16,424	16,395	16,345	16,437

FISCAL YEAR 2021 COUNTY JAIL BACKUP - AUGUST 2020

DAY		Jul-20		Aug-20
1		800	*	1,284
2		829	*	1,284
3		850		1,309
4	*	850		1,308
5	*	850		1,299
6		850		1,304
7		863		1,334
8		874	*	1,334
9		898	*	1,334
10		932		1,331
11	*	932		1,350
12	*	932		1,351
13		961		1,361
14		975		1,380
15		1,003	*	1,380
16		1,032	*	1,380
17		1,059		1,388
18	*	1,059		1,403
19	*	1,059		1,426
20		1,081		1,457
21		1,099		1,481
22		1,124	*	1,481
23		1,168	*	1,481
24		1,181		1,496
25	*	1,181		1,518
26	*	1,181		1,539
27		1,203		1,566
28		1,216		1,589
29		1,242	*	1,589
30		1,263	*	1,589
31		1,284		1,607
Avg Daily Backup		1,027		1,417

Notes: Totals do not include 309 Contracts in County Jails (maximum of 336)

County Jail Back-up Average for August 2020 – 1,417

Short-Term Revocation Program Average for August 2020 – 686

STTG UNIT COUNTS – AUGUST 2020

Unit	Beginning Total	Confirmed	Suspected	In	Out	Paroled	Removed	Ending Total	Total Unit Population	Unit % of STTG's
Benton	59	0	0	1	4	4	0	52	305	17.05%
Cummins	663	0	0	24	31	24	0	632	1,771	35.69%
Delta	200	0	0	0	0	4	0	196	547	35.83%
EARU	578	0	0	0	3	11	0	564	1,460	38.63%
Grimes	363	2	0	1	16	10	0	340	962	35.34%
Hawkins	46	0	0	1	1	0	0	46	370	12.43%
Max	277	0	0	2	0	1	0	278	622	44.69%
Mcpherson	41	0	0	0	1	1	0	39	820	4.76%
MCWR	30	0	0	0	0	1	0	29	125	23.20%
NCU	210	0	0	1	6	0	0	205	702	29.20%
NWAWR	19	0	0	0	1	0	0	18	81	22.22%
ORCU	314	6	0	36	0	16	0	340	1,586	21.44%
ORCU Intake	60	2	0	0	31	0	0	31	32	96.88%
PB/Ester	101	0	0	0	3	9	0	89	1,035	8.60%
RLW	173	0	0	0	0	11	0	162	389	41.65%
TWR	27	0	0	0	0	2	0	28	95	29.47%
Tucker	324	0	0	0	19	17	0	288	830	34.70%
Varner	614	0	0	6	7	12	0	601	1,453	41.36%
Wrightsville	276	0	0	0	2	11	0	263	752	34.97%
Total	4,375	10	0	72	125	134	0	4,201	13,937	30.14%

ORCU Intake brought in 2 new STTG members into ADC last month.

STTG DISCIPLINARY REPORT – AUGUST 2020

Unit	STTG Incidents	STTG Suspected Incidents	Total Unit Disciplinary	Disciplinary Involving STTG	Percentage
Benton	0	0	15	5	33.33%
Cummins	0	0	511	233	45.60%
Delta	0	0	50	21	42.00%
EARU	0	0	108	90	83.33%
Grimes	0	3	184	103	55.98%
Hawkins	0	0	14	1	7.14%
Max	0	3	71	45	63.38%
Mcperson	0	0	158	13	8.23%
MCWR	0	0	1	0	0.00%
NCU	0	0	81	38	46.91%
NWAWR	0	0	17	5	29.41%
ORCU	4	0	56	19	33.93%
ORCU Intake	0	0	22	13	59.09%
PB/Ester	0	0	12	4	33.33%
RLW	0	0	38	20	52.63%
TWR	0	0	6	0	0.00%
Tucker	0	0	289	158	54.67%
Varner	0	1	243	143	58.85%
Wrightsville	0	0	118	69	58.47%
Total	4	7	1,994	980	49.15%

STTG COUNTS BY STTG SET – AUGUST 2020

STTG Set	Benton	Cummins	Delta	EARU	Grimes	Hawkins	Max	Mcperson	MCWR	NCU	NWAWR	ORCU	Intake	PB	RLW	TWR	Tucker	Varner	Wrightsville	Total
Asian	0	1	0	0	0	0	0	0	1	0	0	2	0	0	3	0	0	0	0	7
Bloods	6	147	36	102	60	4	64	5	4	30	4	69	6	16	38	0	46	129	38	804
Crips	4	90	16	76	31	4	36	5	1	16	0	41	0	12	21	2	27	95	25	502
Folk	3	55	0	115	0	5	35	8	1	14	0	2	0	3	8	0	22	65	20	356
GD	12	136	40	90	99	7	60	0	11	36	6	74	5	17	30	12	86	131	68	920
Mexican	1	16	10	13	7	1	6	2	1	9	1	11	0	2	3	0	5	17	14	119
Motorcycle	0	1	1	1	1	1	4	1	2	1	0	0	0	1	1	0	3	0	0	18
Other	0	18	7	10	15	2	3	0	0	8	1	12	1	4	9	6	9	15	7	127
People	1	24	8	16	17	1	18	2	0	8	1	21	0	2	9	1	9	18	10	166
Unknown	0	10	11	12	8	2	3	1	0	5	0	12	11	0	4	0	7	5	6	97
W/S	16	42	40	34	42	6	8	15	6	44	5	29	1	14	23	2	28	31	29	415
AB	2	6	0	4	4	0	0	0	1	3	0	7	0	2	1	1	1	11	5	48
AC	1	8	1	13	11	1	5	0	0	5	0	4	0	4	2	0	3	16	10	84
NAE	4	39	9	34	18	5	12	0	1	5	0	31	2	3	5	1	14	33	18	234
WAR	2	39	17	44	27	7	24	0	0	21	0	25	5	9	8	0	28	35	13	304
Total	52	632	196	564	340	46	278	39	29	205	18	340	31	89	162	25	288	601	263	4,201

Key:

GD = Gangster Disciples

W/S = White Supremacist

NAE = New Aryan Empire

WAR = White Aryan Resistance

AC = Aryan Circle

AB = Aryan Brotherhood

INTERNAL AFFAIRS BOARD REPORT - AUGUST 2020

Opened Investigation, Reviews/ASP August 2020	Open Investigation	Open Review	ASP Referral
Arson	0	0	0
Assault on Inmate	0	0	0
Assault on Staff	0	0	0
Attempted Escape	0	0	0
Banding Together to Interfere with Unit	0	0	0
Battery on Inmate	0	0	5
Battery on Inmate without Serious Injury	0	0	0
Battery on Inmate with Serious Injury	0	0	0
Battery on Inmate with Use of Unknown Substance	0	0	0
Battery on Other Person with Serious Injury	0	0	0
Battery on Other Person with Use of Unknown Substance	0	0	0
Battery on Staff	0	0	3
Battery on Staff without Serious Injury	0	0	0
Battery on Staff with Serious Injury	0	0	0
Battery on Staff with Bodily Fluids	0	1	3
Battery on Staff with Use of Unknown Substance	0	0	0
Criminal Activity	0	0	1
Death	0	0	13
Disobey Direct Order	0	1	0
Employee Misconduct	7	0	0
Excessive Force	0	0	0
Escape from Unit	0	0	0
Escape from Work Release	0	0	0
Escape Plan	0	0	1
Forcible Rape	0	0	0
Inappropriate Relationship	0	0	0
Indecent Exposure	0	0	0
Inmate on Inmate Abusive Sexual Contact	0	2	0
Inmate on Inmate Sexual Assault	0	0	0
Inmate on Inmate Sexual Contact	0	0	0
Inmate on Inmate Sexual Harassment	2	30	0
Inmate on Inmate Sexual Misconduct	0	13	0
Inmate on Inmate Nonconsensual Sexual Contact	0	3	0
Introduction of Cell Phone	0	0	0
Introduction of Contraband	1	0	0
Introduction of Drugs	0	0	0
Introduction of Tobacco	0	0	0
Introduction of Weapon	0	0	0
Major Breach of Security	0	0	0
Misconduct	0	0	0
Missing Narcotics	0	0	0
Other Incident	0	0	0
Other Rule Violation	0	0	0
Possession of Cell Phone	0	0	12
Possession of Drugs	0	0	0
Possession of Money	0	0	0
Possession of a Weapon	0	0	0
Property Damage	1	0	0
Racial Slurs	0	0	0
Retaliation	0	0	0
Sexual Assault	0	0	0
Rape	0	0	0
Riot	0	0	0
Sexual Misconduct	1	0	0
Staff on Inmate Sexual Harassment	1	25	0
Staff on Inmate Sexual Misconduct	0	4	0
Staff on Staff Sexual Harassment	0	0	0
Staff on Staff Sexual Misconduct	0	0	0
Suicide Attempt	0	0	0
Suspected Criminal Activity	0	0	1
Theft	0	0	0
Trafficking	0	0	0
Threat on Staff	0	0	1
Use of Force	0	50	0
Verbal Abuse	0	0	0
Verbal/Written threat on Staff	0	0	0
Work Release Misconduct	0	0	0
Total	13	129	40

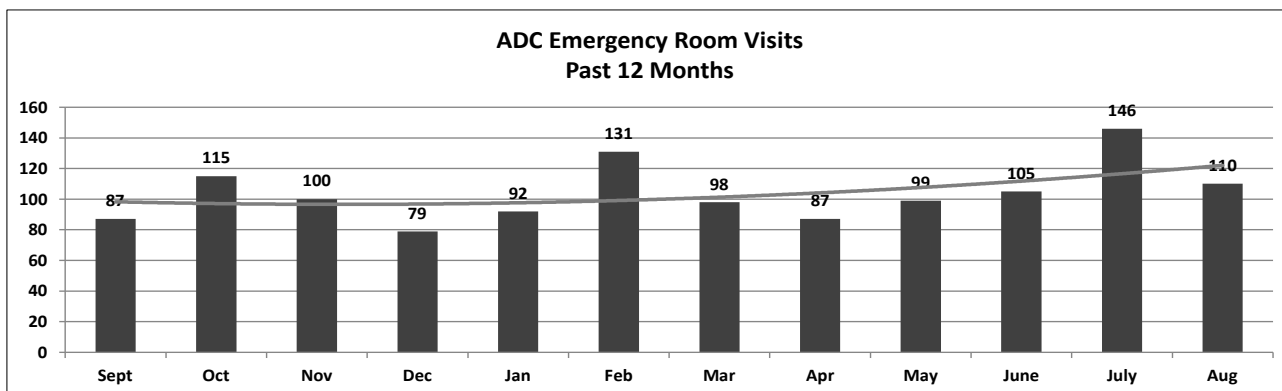
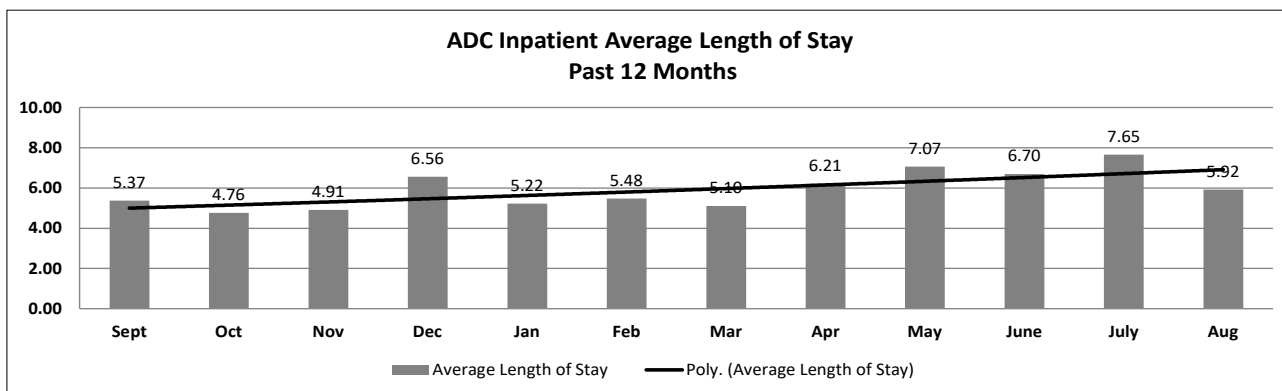
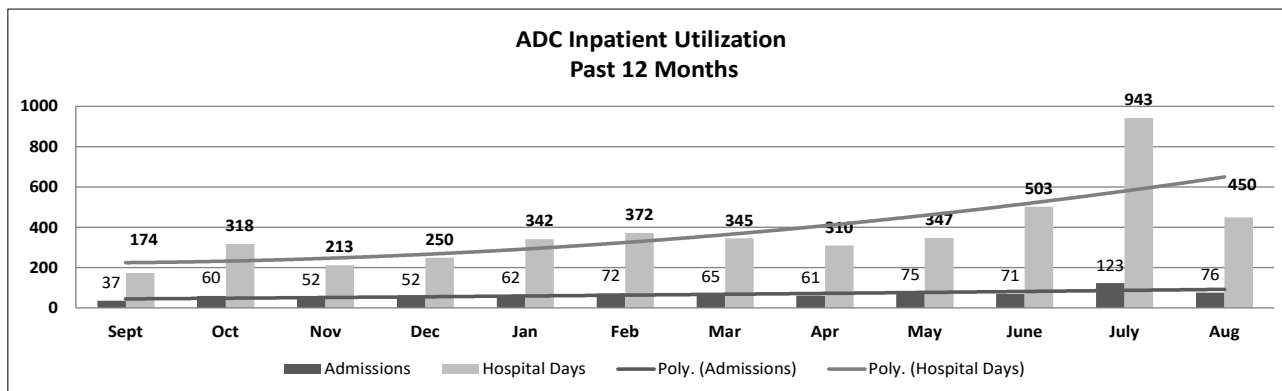
ADC INPATIENT AND EMERGENCY ROOM UTILIZATION

ADC Inpatient Statistics Past 12 Months

	2019				2020								Average
	Sept	Oct	Nov	Dec	Jan	Feb	Mar	Apr	May	June	July	Aug	
Admissions	37	60	52	52	62	72	65	61	75	71	123	76	67.2
Hospital Days	174	318	213	250	342	372	345	310	347	503	943	450	380.6
Average Length of Stay	5.37	4.76	4.91	6.56	5.22	5.48	5.10	6.21	7.07	6.70	7.65	5.92	5.67

ADC ER Visits Past 12 Months

	2019				2020								Average
	Sept	Oct	Nov	Dec	Jan	Feb	Mar	Apr	May	June	July	Aug	
Emergency Room Visits	87	115	100	79	92	131	98	87	99	105	146	110	104.1



CONFIDENTIAL: This report is prepared for quality assurance or peer review purposes, is absolutely privileged, and will not be discoverable or admissible in any legal proceeding, pursuant to ACA§16-46-105, ACA§20-9-501, and ACA§20-9-503.

MEDICAL GRIEVANCE BOARD REPORT – AUGUST 2020

Unit	Acknowledged/ Received	Rejected	Reviewed & Signed by Dep Director	With Merit	With Merit, but Resolved	% With Merit	Without Merit
Benton	0	0	0	0	0	0%	0
Bowie County	0	0	0	0	0	0%	0
CMU	1	0	1	0	0	0%	1
Cummins	9	2	12	1	0	8%	11
Delta	1	0	1	0	0	0%	1
EARU	28	4	35	1	0	3%	34
EARU Max	30	1	29	3	1	14%	25
Ester	3	4	0	0	0	0%	0
Grimes	10	1	2	0	0	0%	2
Hawkins	0	0	0	0	0	0%	0
McPherson	5	0	4	0	0	0%	4
MCWRC	0	0	0	0	0	0%	0
MSU	8	0	14	1	0	7%	13
North Central	18	7	10	0	0	0%	10
NWAWRC	0	0	0	0	0	0%	0
Ouachita	16	3	19	0	0	0%	19
Pine Bluff	2	0	2	0	0	0%	2
Randall L. Williams	0	0	1	0	0	0%	1
SNN	3	1	4	0	0	0%	4
TRCC	0	1	0	0	0	0%	0
Tucker	17	6	14	0	0	0%	14
Varner	4	0	7	0	1	14%	6
Varner Super Max	18	0	26	0	0	0%	26
WRU	1	1	4	0	0	0%	4
WHM	2	1	2	0	0	0%	2
WWR	0	0	0	0	0	0%	0
Total	176	32	187	6	2	4%	179

CHAPLAINCY

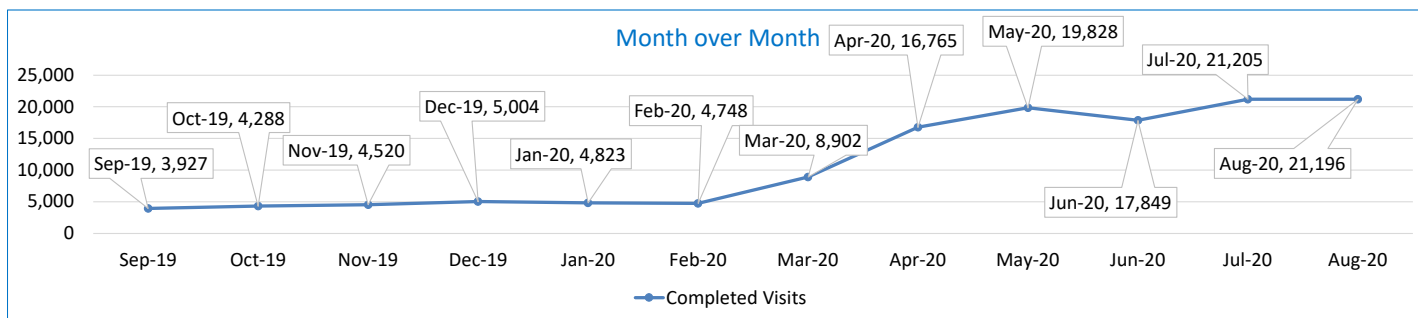
Month: August Year: 2020	CUMMINS	DELTA REGIONAL	EAST ARKANSAS	EAST ARKANSAS MAX	ESTER	GRIMES	HAWKINS	MAXIMUM	MCPHERSON	NORTH CENTRAL	OUACHITA RIVER	PINE BLUFF	RANDALL L. WILLIAMS	TUCKER	VARNER	VARNER MAX	WRIGHTSVILLE	TOTAL
Services Chaplains Oversaw																		
Christian																		
Population	0	0	0	0	8	0	0	0	4	4	13	13	4	0	4	0	0	50
Segregation	0	0	0	0	0	0	0	4	0	0	0	0	0	0	0	0	0	4
Muslim																		
Population	0	0	0	0	8	0	0	6	4	0	4	4	4	0	5	0	0	35
Segregation	0	0	0	0	0	0	0	6	0	0	0	0	0	0	0	0	0	6
95																		
Volunteers in Charge																		
Protestant	0	0	0	0	0	0	0	0	0	0	0	0	0	0	0	0	0	0
Catholic	0	0	0	0	0	0	0	0	0	0	0	0	0	0	0	0	0	0
Muslim	0	0	0	0	0	0	0	0	0	0	0	0	0	0	0	0	0	0
Other	0	0	0	0	0	0	0	0	0	0	0	0	0	0	0	0	0	0
Baptism	0	0	0	0	0	0	0	0	0	0	0	0	0	0	0	0	0	0
Marriages																		
	0	0	0	0	0	0	0	0	0	0	0	0	0	0	0	0	0	0
Distributed by Chaplains																		
Greeting Cards	50	0	0	0	45	13	250	60	574	120	325	17	3	150	38	220	8	1,873
Bibles, Quran, Torah, Etc.	67	5	0	8	50	21	0	30	21	25	300	5	4	23	11	29	25	624
Study Course	0	0	10	5	30	7	0	0	27	0	65	2	0	225	1	2	60	434
Writing Supplies	0	0	0	0	35	6	250	55	31	0	500	0	0	111	0	0	0	988
Literature	4,398	350	122	132	0	29	300	425	109	792	500	177	3,985	750	289	500	300	13,158
Chaplain's Visits																		
Barracks	119	85	15		24	51	24	62	8	52	87	0	2	40	350		19	938
Approximate Hours Spent in Barracks	45	8	0	0	20	26	10	35	15	13	18	0	0	10	135	18	10	363
Inmate Office visits	21	16	0	0	22	49	10	13	30	36	26	12	87	95	48	0	10	475
Other Office visits	34	20	21	9	8	7	12	10	15	25	81	0	7	45	32	5	9	340
Hospital	0	0	0	0	0	0	0	1	0	0	22	0	0	0	0	0	0	23
Infirmary/Sick Call	6	1	3	0	1	3	5	15	7	2	22	0	0	3	4	2	2	76
Restrictive/Punitive Housing	10	1	0	0		4	16	12	14	4	76	0	3	4	0	7	1	152
PC - DRU		2																2
Visitation Days	0	0	0	0	0	0	0	0	0	0	0	0	0	0	0	0	0	0
Volunteer Visits																		
RCV	0	0	0	0	0	0	0	0	0	0	0	0	0	0	0	0	0	0
OCV	0	0	0	0	0	0	0	0	0	0	0	0	0	0	0	0	0	0
Spiritual Advisor	0	0	0	0	0	0	0	0	0	0	0	0	0	0	0	0	0	0
CRA	0	0	0	0	0	0	0	0	0	0	0	0	0	0	0	0	0	0
Religious Volunteer Hours																		
Volunteer Hours	0	0	0	0	0	0	0	0	0	0	0	0	0	0	0	0	0	0
Denominational/Volunteer Chaplain Hours	0	0	0	0	0	0	0	0	0	0	0	0	0	0	0	0	0	0
0																		
Other Activities of Chaplain																		
Counseled Employees	13	10	3	0	12	4	25	2	43	6	41	0	4	5	35	0	9	212
Orientation Sessions	0	0	0	0	0	1	0	0	0	0	0	0	0	0	0	0	0	1
Free World Devotions	0	0	0	0	4	8	0	0	1	0	5	0	0	0	24	0	0	42
Spoke in Churches	14	0	6	0	1	1	0	0	1	0	0	0	0	4	24	0	0	51
Crisis Intervention Sessions	8	11	0	0	0	35	1	109	7	40	3	11	16	12	4	15	272	
Marriage Counseling	0	0	0	0	0	0	0	0	0	2	0	0	0	0	0	0	2	
Denominational Meeting	0	0	1	0	0	0	0	0	0	0	0	0	0	0	0	0	1	
Chaplain's Meeting	0	1	1	0	1	1	1	0	1	1	1	1	1	1	3	0	1	15
Volunteer Training Session	0	0	0	0	0	1	0	0	0	0	0	0	0	1	0	0	0	2
Chaplain Transfers																		
	0	0	0	0	0	0	0	0	0	0	0	0	0	0	0	0	0	0
Chaplain Promotions																		
	0	0	0	0	0	0	0	0	0	0	0	0	0	0	0	0	0	0
PAL PROGRAM																		
Enrolled at start of month	45	24	49	0	34	48	47	24	32	24	25	0	25	57	45	0	23	502
Enrolled during the month	0	0	0	0	0	0	2	0	1	0	6	0	0	0	0	0	0	9
Removed From PAL Program																		
# Paroled	1	0	1	0	0	0	2	0	2	1	0	0	0	2	0	1	1	12
# Completed	0	1	0	0	0	0	0	1	0	0	6	0	0	0	42	0	0	50
# Withdrew	1	2	0	0	0	0	0	1	0	0	0	0	0	0	0	0	3	7
# Removed	5	1	0	0	0	0	0	2	0	3	0	0	0	0	1	0	0	12
# Transferred	0	0	0	0	0	0	0	0	1	1	0	0	0	0	0	0	0	2
Total Removed from PAL Program	7	4	1	0	0	0	2	4	3	5	6	0	0	2	45	0	4	83
Total Enrolled at the End of the Month	38	20	48	0	34	48	47	20	30	19	25	0	25	55	0	0	19	428
Volunteers In PAL																		
	0	0	0	0	0	0	0	0	0	6	0	0	0	0	0	0	0	6
Special Events:																		
	0	1	0	0	0	0	0	1	0	0	0	0	0	0	1	1	0	4

SECURUS VIDEO VISITATION REPORT AUGUST 2020

AR-DOC SVV Activity Tracker

Total ADP **14,100**

Total Visits by Month	Sep-19	Oct-19	Nov-19	Dec-19	Jan-20	Feb-20	Mar-20	Apr-20	May-20	Jun-20	Jul-20	Aug-20
Total (Includes SuperMax)	3,927	4,288	4,520	5,004	4,823	4,748	8,902	16,765	19,828	17,849	21,205	21,196
Target Objective	15,587	15,587	15,587	15,587	15,587	15,587	15,587	15,587	15,587	15,587	15,587	15,587



Completed Visits

Site	Current Month	Previous Month
Benton	78	525
Cummins	2,072	2,203
Delta Regional	1,299	1,092
East Arkansas Regional	2,203	1,937
Ester	1,259	1,204
Grimes	1,391	1,575
J Aaron Hawkins Sr.	766	771
Tucker Max	876	867
Mcperson	749	652
Mississippi County WRC	163	162
North Central	1,396	1,263
NW Arkansas WRC	69	73
Ouachita River	2,272	2,027
Pine Bluff Complex	697	918
Randall L Williams	968	978
State Police Barracks	63	66
Texarkana Regional	258	283
Tucker Unit	1,273	1,377
Varner	1,939	1,889
Wrightsville Unit	1,331	1,302
Pine Bluff Re-Entry	74	41
Tucker Re-entry	0	0
Total:	21,196	21,205

Missed by Inmate

Site	Current Month	Previous Month
Benton	105	33
Cummins	104	57
Delta Regional	29	11
East Arkansas Regional	88	48
Ester	22	23
Grimes	45	31
J Aaron Hawkins Sr.	52	44
Tucker Max	41	62
Mcperson	25	20
Mississippi County WRC	12	14
North Central	30	27
NW Arkansas WRC	8	1
Ouachita River	25	37
Pine Bluff Complex	48	18
Randall L Williams	13	25
State Police Barracks	0	1
Texarkana Regional	10	7
Tucker Unit	43	33
Varner	110	51
Wrightsville Unit	76	70
Pine Bluff Re-Entry	2	2
Tucker Re-entry	0	0
Total:	888	615

**SECURUS TABLET REPORT
AUGUST 2020**

Facility Name	Subscription	Facility	Officer	Total	New Subscriptions
Benton Unit	151	3	8	162	28
Cummins Unit	422	87	15	524	45
Delta Regional Unit	154	32	16	202	17
East Arkansas Regional Unit	274	97	15	386	33
Ester Unit	172	137	20	329	18
Grimes Unit	297	71	14	382	41
J. Aaron Hawkins Sr Center For Women	151	69	15	235	10
McPherson Unit	267	103	15	385	34
Mississippi County Work Release Center	73	2	9	84	5
North Central Unit	163	98	10	271	20
Northwest Arkansas Work Release Center	49	2	8	59	1
Ouachita River Correctional Unit	300	109	14	423	34
Pine Bluff Reentry Center	18	2	0	20	4
Pine Bluff Unit	115	5	8	128	14
Randall L. Williams Facility	99	24	15	138	6
State Police Barracks	21	1	3	25	0
Texarkana Regional Correctional Center	37	2	10	49	1
Tucker Maximum Security Unit	124	31	12	167	11
Tucker Reentry Center	51	54	6	111	1
Tucker Unit	163	55	10	228	14
Varner Unit	224	82	20	326	25
Wrightsville Unit	198	54	6	258	25
TOTAL	3,523	1,120	249	4,892	387

CONSTRUCTION BUDGET / STATUS REPORT - SEPTEMBER 8, 2020 — [Page 1 of 2]

Fund	Project Description	Total Projected Spent	Budget	Available Funds	\$ % Complete	Construction % Complete	Notes
KBR4Q95	ESTER - Phase 3 - General Improvement Fund	2,977,000	3,911,781	934,782	76%	98%	McClelland Engrs designing Parking Lot. Survey done. Cameras and lights to be installed around perimeter after paving.
700483A	EARU Max Rec Expanded Metal Rec Yard	77,004	879,000	801,996	9%	0%	DBA approved plans for expanded metal rec pens. Materials being purchased.
700483A	Tucker Max Expanded Metal Rec Yard	60,183	1,800,000	1,739,817	3%	0%	DBA Approved to proceed on 9/5/2020. Working on material list for procurement.
700483A	Cummins Expanded Metal Rec Yard	50,012	368,617	318,605	14%	0%	Plans on hold, will modify for exp. Metal
KBR4Q95	Bullpens	388,681	851,999	463,318	46%	98%	Varner & EARU complete. Installation underway at Max. Locks delivered. Held up by 2 supervisors quitting and COVID-19.
KBR4Q95	13 & 15 Barracks Door Revisions	119,111	174,000	54,889	68%	68%	All doors and locks installed in 13 Barracks. Job on hold to assess long term plan
KBR4Q95	Camera's (New)	1,073,900	1,248,000	174,100	86%	86%	Delta, Varner, EARU, Cummins, RLW, PBU, & the Max are complete, working at Tucker.
700485A	Entegrity Energy Improvements at EARU & Delta	16,961,127	17,010,204	49,077	100%	97%	lights (100%), plumbing 100%, water (100%), compost (100%), & solar (100%), HVAC (100%). Only Training is incomplete.
700486A	Pine Bluff Unit Barracks 9 Renovation	369,616	437,000	67,384	85%	98%	9A, B C & D water controls arrived 2/5, Icon training delayed, installation near complete.
KBSCW18	McPherson Administration	360,576	395,439	34,863	91%	85%	Walls, slabs, brick complete. Roof slab poured. Roofer on site,
KBSCW18	McPherson Visitation	302,968	312,430	9,462	97%	85%	insulating duct, running electrical & installing doors. Completion
KBR4Q95	McPherson Administration and Visitation	-	100,000	100,000	0%	0%	delayed by lack of inmates due to COVID.
KBSHW18	Tucker Water Treatment	-	1,093,848	1,093,848	0%	0%	preparing RFQ for designer
KBSFW18	Max Armory	-	70,000	70,000	0%	0%	DBA approved Plans 8/21/20. Tentative start date 10/01/2020.
KBSFW18	Varner Armory	64,335	68,399	4,064	94%	85%	Slab & ceiling poured, ext & int walls up, roof & brick complete. Working on finish work inside. Completion delayed, expected completion 9/18/2020. Waiting on test results.
KBR4Q95	Tucker Isolation Bed Project	15,558	24,503	8,945	63%	100%	Complete
KBR4Q43	Tucker Stainless Steel Showers	152,964	250,000	97,036	61%	100%	All complete 6/23/20
7004810	Administrative East Roof Replacement	-	309,375	309,375	0%	0%	ADFA funding. RFQ ad ran 4/19 and 4/26. Design firm RFQ packets reviewed. Oral interviews held July 27th, Design firm to be chosen.
7004810	Central Warehouse Roof Replacement	-	135,020	135,020	0%	0%	
7004810	RLW Roof Replacement	-	1,888,776	1,888,776	0%	0%	
2ZV	NWARWRC Laundry and Commissary	12,072	250,000	237,928	5%	0%	DBA approved Plans, Springdale Water Dept comments rec'd & answered. All approvals received. Tentative start date 10/01/2020



CONSTRUCTION BUDGET / STATUS REPORT - SEPTEMBER 8, 2020 — [Page 2 of 2]

Fund	Project Description	Total Projected Spent	Budget	Available Funds	\$ % Complete	Construction % Complete	Notes
Q95	NCU Perimeter Security	20,625	270,000	249,375	8%	0%	Plans for new microwave system at DBA for approval.
N98	Max Re-Entry Generator Project	-	135,000	135,000	0%	0%	Plans sent to our On-Call on 8/06/2020.
Q95	NCU Replacement Generator Project	-	202,000	202,000	0%	0%	Plans sent to our On-Call on 8/06/2020.
7004820	Tucker 10 Barracks Sidewalk	-	70,259	70,259	0%	0%	DBA approved to proceed. Mobilizing to begin project.

Telephone Projects

Maintenance & Operations	Fire Alarm Upgrades (All Units)	19,855	41,000	21,145	48%	50%	on-going
	Stainless Steel - Kitchen/Shower/Restrooms -	3,864	20,000	16,136	19%	15%	continual need
	Gates and Fences all units	424	25,000	24,576	2%	0%	to improve security
	ACA Maintenance	0	100,000	100,000	0%	0%	Upcoming are NCU, EARU & MCWRC.
	ADA Projects - All Units	0	10,000	10,000	0%	0%	Working with Varner for the sports field sidewalk.
	Fast Top Floor Systems (kitchen/laundry/showers all	0	25,000	25,000	0%	0%	Benton restrooms underway. Ouachita kitchen next.
	Camera Equipment - All Units	47,230	250,000	202,770	19%	15%	cameras as requested/approved.
	Lock/Riot Gates - All Units	13,279	90,500	77,221	15%	12%	on-going.
	AC Units-All Units	39,092	70,000	30,908	56%	25%	repairing & replacing daily.
	Subtotal	\$ 123,745	\$ 631,500	\$ 507,755			

Capital Projects FY20 Carry Forward	Metal Ceilings	9,342	25,000	15,658	37%	0%	NCU complete, Delta is next.
	ORCU Gravel Pit Operations	11,636	35,000	23,364	33%	18%	on-going. Crusher operating.
	Dog Kennel/Horse Stable Malvern	0	48,000	48,000	0%	0%	DBA approved the Plans, released for construction. Laying out site.
	Emergency Generator - All Units	115,196	250,000	134,804	46%	20%	Cummins 300kW generator complete. Max Gen mat'l rec'd, gen delivery delayed to mid October (10/15). All material purchased for Hawkins is purchased waiting on del. Date. Hawkins Kitchen & Cummins East Bldg.
	Tucker 4 new filters & one aeration tank	451,294	488,434	37,140	92%	70%	Filters to arrive late September.
	Roof Repairs-Cummins	12,378	145,000	112,726	22%	0%	Prepared large order for multiple Units. Max is complete. Need repairs at ORCU, Delta, Cummins & others. Varner & ORCU working on repairs, received TPO Office of State Procurement secured a State contract to purchase roofing materials.
	Roof Repairs-Cummins Laundry	0				0%	
	Roof Repairs-East Arkansas	0				0%	
	Roof Repairs-Max	0				0%	
	Roof Repairs-Tucker	0				0%	
	Roof Repairs-Varner	19,896				0%	
	Roof Repairs-Wrightsville	0				0%	
	All Roofs	0				0%	
	Boiler Repair	21,517	100,000	78,483	22%	18%	continually needing repair
Subtotal	\$ 641,258	\$ 1,091,434	\$ 450,176				

New Projects	Additional Metal Fab shop	0	29,266	29,266	0%	0%	purchasing materials
	PB Warehouse Drive replacement	0	118,000	118,000	0%	0%	asphalt drive pot holed. Preparing Plans.
	Subtotal	\$ -	\$ 147,266	\$ 147,266			
	Architect Fees	53	30,000	29,947	0%		
Total	\$ 765,056	\$ 1,900,200	\$ 1,135,144				

Notes Report has not been reconciled against Accountings Reconciled Reports. Tolerance/Deviation is with in 1% of Projected Spending.