



DIVISION OF CORRECTION BOARD REPORT

October 2022

Dexter Payne
Director



POPULATION REPORT

RESEARCH/PLANNING

September 2022 Admissions and Releases – Admissions for September 2022 totaled **454** (354-males and 100-females) while releases totaled **409** (354-males and 55 females) for a net increase in-house of 45 inmates.

Inmate Population Growth/Projection – At the end of September 2022, the jurisdictional population for the Division of Correction totaled **17,432**, representing an increase of **409** inmates since the first of January 2022. At reporting time, calendar year 2022 has seen an average rate of **45** inmates per month, which is down from an average monthly increase of **77** inmates per month during calendar year 2021.

Average County Jail Backup – The backup in the county jails averaged **1,771** inmates per day during the month of September 2022, which was up from the per-day average of **1,617** inmates during the month of August 2022. Of the **1,771** average, short-term revocations accounted for **540** (457 males and 83 females) during the month.

House Bill 1530/Restrictive Housing (RH) - July 1, 2022 through September 30, 2022 –

There was:

- There was a 9.0% increase in overall RH assignments during the third quarter of 2022 compared to the second quarter of 2022
- There was a 6.7% decrease in the number of major disciplinarys this quarter.
- There was a slight decrease in those aged 21 or younger and 55 or older who were held in RH, as compared to the second quarter.
- There were four suicides this quarter and a slight increase in the number of suicide attempts compared to the previous quarter
- This quarter, there were seven deaths of those who were housed in RH, which is an increase compared to the second quarter
- There was no significant change in the number of inmates assigned to RH for Protective Custody. Additionally, there were no significant changes for those with an SMI diagnosis and held in RH.

INSTITUTIONS

INMATE INSTITUTIONAL GRIEVANCES

Inmate Formal/Informal Grievances:

During September, a total of 1,339 formal grievances and 1,757 informal grievances were filed at various units.

Institutional Grievances Appeals: There was a total of 348 appeals of institutional grievances received in September. Of those, 238 were acknowledged and 110 were rejected for various reasons. Of the total 280 appeals answered, 278 had no merit and two had merit.

FARMS

September was a busy month at all farms, with harvesting in full swing. Cummins completed their corn and rice harvest and were able to begin cutting soybeans. Tucker worked on cutting rice and EARU wrapped up their corn harvest. With the dry weather, all were able to work on preparing the ground for next year's crops.

Wheat seed for the 2023 crop was bid out, with an estimate of planting about 4,000 acres. Cover crops will also be expanded this year to about 1,000 acres. There was about 200 acres of cover crop at EARU last winter, which yielded good results. Cover crops add nutrients as well as shade to the soil, which offers some weed control. Cover crops also enable the soil to hold moisture longer, which over time, is anticipated to help reduce irrigation needs. The cover crop at Cummins could also provide winter grazing for cows if needed.

Hay production was a focus during the last two weeks of September. The goal of 7,000 rolls was met, and with more ground to cover, will be exceeded.

With the dry conditions experienced during the month, fall gardens have a hard time getting started. Fields have had to be watered before planting, which is not the best scenario.

Egg and milk production remained consistent in September. With expected cooler temperatures in October, an increase in both is anticipated.

FARM, *continued*

Horses that are eligible for the annual auction next March have been identified. A total of 46 horses meet the age criteria and 25-28 of them will be selected for the sale.

REGIONAL MAINTENANCE HOURS

Regional Maintenance Hours	September 2022
Benton Unit	7,291
Delta Regional Unit	2,440
East Arkansas Regional Unit	1,176
Grimes Unit	4,056
McPherson Unit	2,000
Mississippi County Work Release	508
North Central Unit	7,232
Ouachita River Correctional Unit	2,480
Randall L. Williams Unit	4,984
Texarkana Regional Corr. Ctr.	4,260
Tucker Unit	2,572
Varner Unit	3,244
Wrightsville Unit	3,624
Total Hours	45,867

WORK RELEASE RENT REPORT

Unit	September 2022
Benton Unit	\$103,190.00
Mississippi County Work Release	\$65,093.00
Northwest Arkansas Work Release	\$39,389.00
Pine Bluff Work Release	\$34,544.00
Texarkana Regional Corr. Ctr.	\$43,248.00
Wrightsville Hawkins Unit	\$26,231.00
Total	\$311,695.00

REENTRY

**RANDALL L. WILLIAMS
JUVENILE EDUCATION PROGRAM**

September 2022 Capacity: 20	Beginning Count	New Commitments	DCR/Punitive	Transferred/ Turned 18*	Paroled	End Count
Juveniles*	9	0	0	3	0	6

*Juveniles are transferred from the program once they reach the age of 18.

ESTER UNIT PROGRAM BUILDING

September 2022
Capacity:
20

	Beginning Count	Admitted	Graduated	Removed	End Count
Behavioral/Life Skills	10	0	0	1	9
Inside Out	11	0	8	3	0
Release Program	29	14	0	10	33
Veteran Program*	47	3	0	0	50
TOTAL	97	17	8	14	92

Behavioral/Life Skills - Start Date - July 18, 2022
Release Program - Start Date - July 18, 2022

*Veteran - Participants still assigned to Veteran Barracks. 46 graduated in July, but 41 of them are still in the barracks. There are nine awaiting the start of a new class at the end of October.

**WORKFORCE ALLIANCE FOR
GROWTH IN THE ECONOMY (WAGE)**

September 2022 Capacity: 120 Unit:	Beginning Count	Admissions During Mo.	Completed	Removed*	End Count
Delta	18	0	7	0	11
East Arkansas	0	0	0	0	0
Ester	10	0	0	0	10
Hawkins	0	0	0	0	0
McPherson	0	0	0	0	0
Ouachita River	13	0	0	0	13
Tucker	8	2	0	0	10
Wrightsville	0	0	0	0	0
TOTAL	49	2	7	0	44

*The "Removed" column indicates the number of participants who transferred, signed out, received a disciplinary, were removed because test scores were not returned/were too low to continue, or were released from prison.

**ADVANCED PRINCIPLES
AND APPLICATIONS FOR
LIFE PROGRAM (APAL)**

September 2022
Capacity:
86

	Beginning Count	Admissions During Mo.	Removed*	End Count
Ester	55	3	2	56
Hawkins	14	4	2	16
TOTAL	69	7	4	72

Advanced PAL is an 18-month reentry program that combines a pre-release curriculum with the PAL program.

*The "Removed" column indicates the number of participants who paroled, completed the program, withdrew from the program, transferred, or were removed from the program for another reason.

**WRIGHTSVILLE-HAWKINS
PATHWAY TO FREEDOM PROGRAM**

September 2022 Capacity: 200	Beginning Count	Enrolled During the Month	Removed	End Count*
Wrightsville-Hawkins PTF	196	13	12	197

THINK LEGACY

September 2022 Capacity: 635 Unit	Beginning Count	Admitted	Graduated	Removed*	End Count
Cummins	29	0	0	1	28
Delta Regional	24	0	0	0	24
East Arkansas Regional	46	0	0	5	41
McPherson	46	0	0	1	45
North Central	48	0	0	0	48
Ouachita River	31	0	0	2	29
Tucker	23	0	0	0	23
Total	247	0	0	9	238

*The "Removed" column indicates the total number of participants who paroled, signed out, transferred, or were removed from the program for any other reason and are no longer in the barracks.

TRAINING

**DIVISION OF CORRECTION
TRAINING - September 2022**

BASIC TRAINING DIVISION –

BCOT Class 2022-K, led by Instructors Sarah Apel-Rufer and Nicholas Reed, graduated on September 19, with a total of 44 cadets.

Academic Awards were presented to the following:

- 1st – Darkeia Washington, Varner Unit
- 2nd – John Hughes, Ouachita River Correctional Unit
- 3rd – Jessica Montelongo, Maximum Security Unit

IN-SERVICE DIVISION –

Classes held by the Training Academy during the month included:

- ServSafe for Kitchen Supervisors (4 hours) taught by Major Joi Harris – 20 participants
- Human Resources Purchasing Instructors (1 hr.) – eight participants
- Leadership Level I (32 hrs.) – 45 participants
- Pressure Point Control Tactics (40 hrs.) taught by Guest Instructor Michael F. Caruso – 41 participants
- Oleoresin Capsicum Instructor Certification (4 hrs.) taught by Major Randy Shores – 23 participants
- Supervisor Refresher (4 hrs.) – 22 participants

eCADEMY –

During September, 311 ADC employees completed a total of 5,133.25 hours of eCADEMY training.

**HEALTH/CORRECTIONAL
PROGRAMS**

CHAPLAINCY SERVICES

Cummins Unit – Southwest Arkansas ministry team Truth Infusion led a three-day event September 16-18, with a total of 312 inmates participating.

On September 30 and October 1, the Christian Motorcycle Association led an event at the unit with participation from 15 volunteers and 109 inmates.

Hawkins Unit – An outdoor baptism service was held along with Sunday morning worship on September 11. Three inmates were baptized by Certified Religious Assistant (CRA) Mary Mealler and Senior Chaplain Unknown Treasure.

Maximum Security Unit – During the month, Dr. Mary Parker-Reed led the UALR Criminal Justice Reform Climate Study with 23 inmates participating.

Ouachita River Correctional Unit – A total of 21 CRAs with the Kairos Prison Ministry visited the unit and ministered to 24 inmates from September 29-October 2 with meals, snacks, resources, intensive Bible study, music and prayer.

Pine Bluff Unit – Ministry team Truth Infusion conducted a three-day revival event on September 16-18. There were ten volunteers and a total of 152 inmates participating throughout the weekend.

Tucker Unit – During the month, Chaplain William Pearson spoke to the patients and staff at INCURA, an addiction treatment facility in North Little Rock. He discussed addiction and recovery from his perspective as a correctional chaplain and pastor and offered encouragement.

ACCREDITATION

ACA Internal Audits Completed:

- 09/06–09/09 Wrightsville Complex File Review
- 09/12–09/16 Wrightsville Complex and Benton Unit File Review
- 09/19–09/21 Wrightsville Complex Reaccreditation (100% on Mandatory Standards/Best Practices and 99.5% on Non-Mandatory Standards/Best Practices)
- 09/22–09/23 Benton Unit Reaccreditation (100% on Mandatory Standards/Best Practices and 100% on Non-Mandatory Standards/Best Practices)
- 09/26–09/30 Mississippi County Work Release File Review

Fire/Safety and Sanitation Independent Audits Conducted by the Fire and Sanitation Coordinator:

- 09/06–09/09 Wrightsville Complex Audit Prep
- 09/13 Benton Unit Audit Prep
- 09/27–09/29 Tucker Unit Audit Prep

VOLUNTEER SERVICES

A detailed Volunteer Services report that includes all ADC facilities can be viewed on Page 23.

MENTAL HEALTH SERVICES

Reduction of Sexual Victimization Program (RSVP) and Sex Offender Treatment Programs (SOFT):

September 2022	Capacity	Beginning Count	Completed	Removed	Admissions	End Count
RSVP	238	235	79	10	61	207
SOFT	30	4	0	0	0	4
Total	268	239	79	10	61	211

There are 1,212 males on the waiting list for RSVP and five females on the waiting list for SOFT who are within five years of their TE date. Of those, 15 inmates are mandated by the Parole Board.

The average time on the waiting list from request is between one and two months for those stipulated.

*The total on the waiting list, including those not currently within the identified timeframe, is 1,594 males and eight females. Of these, 1,218 are eligible and 384 are ineligible for the program. There are no PREA inmates in the program at this time.

*Ineligibility is due to being in restrictive housing, having class IV status, or receiving a major disciplinary within the last 60 days.

Therapeutic Community (TC):

September 2022	Capacity	Beginning Count	Completed	Removed	Admissions	End Count
Unit						
Tucker	62	56	7	5	6	50
Wrightsville	50	50	3	2	3	48
Total	112	106	10	7	9	98

There are 687 males and 159 females on the waiting list who are within ten years of their release date. Of those, 17 are mandated by the Parole Board.

The average time on the waiting list from request is 12 days.

*The total on the waiting list, including those not currently within the identified timeframe, is 888 males and 175 females. Of these, 846 are eligible and 217 are ineligible for the program.

*Ineligibility is due to being in restrictive housing, having class IV status, or receiving a major disciplinary within the last 60 days.

Substance Abuse Treatment Program (SATP):

September 2022	Capacity	Beginning Count	Completed	Removed	Admissions	End Count
Unit						
Benton	20	18	3	0	4	19
Cummins	45	38	10	2	19	45
Maximum Security	4	4	0	0	0	4
Randall L. Williams	150	141	37	10	33	127
Wrightsville	100	82	4	8	30	100
Total	319	283	54	20	86	295

There are 2,198 males and 120 females on the waiting list who are within five years of their release date. Of those, 27 are mandated by the Parole Board.

The average time on the waiting list from request is 12 days.

*The total on the waiting list, including those not currently within the identified timeframe, is 2,885 males and 147 females. Of these, 2,318 are eligible and 714 are ineligible for the program.

*Ineligibility is due to being in restrictive housing, having class IV status, or receiving a major disciplinary within the last 60 days.

PILOT PROGRAM – Substance User Rehabilitation Services (SURS):

September 2022	Capacity	Beginning Count	Completed	Removed	Admissions	End Count
Unit						
McPherson	150	131	22	12	40	137
Grimes	50	34	15	1	26	44
Total	200	165	37	13	66	181

MENTAL HEALTH SERVICES, *continued*

Substance Use Intervention Program:

The Substance Use Intervention Program had eight admissions and four discharges for an end-of-month count of 21 in September. This program is housed at the Varner Unit and is for inmates found guilty of a disciplinary violation for drug use or drug possession.

Ouachita River Correctional Unit (ORCU) Residential Program Unit (RPU):

The RPU had two admissions and one discharge in September for an end-of-month count of 121.

McPherson Unit Mental Health Residential Program Unit (RPU):

There was one admission and one discharge in September for an end-of-month count of 40.

Habilitation Program:

The Habilitation Program at the Ouachita River Correctional Unit provided treatment services to 45 inmates in September. There was one admission and two discharges, which resulted in an end-of-month count of 43.

Anger Management Treatment:

The Anger Management Treatment Program at the Cummins Unit did not provide treatment services to any inmates in September. There were no admissions or discharges, for an end-of-month count of zero.

Suicide:

There were 132 suicidal threats in September. There were 18 attempts, one of which resulted in death.

Staffing:

The following Mental Health Services and Substance Abuse Treatment Program (SATP) positions were vacant in August and September 2022:

Positions	FTEs*	August 2022	September 2022
Psychologists	13	6	6
Psychological Examiners	2	2	2
Social Workers	30	15	16
Licensed Professional Counselors	2	2	2
Rehab Director	1	1	1
Rehab Facility Supervisors	3	1	2
Advisors	64	22	23
Substance Abuse Program Coord.	6	2	2
Substance Abuse Program Leaders	40	11	10
Administrative Specialists	17	4	4
Rehab Program Managers	9	1	0

*FTE refers to authorized Full Time Equivalent positions.

ADDITIONAL MENTAL HEALTH AND MEDICAL INFORMATION

Self-Study Classes:

Classes	Number of Participants	Number Completed	Waiting List
Anger Management	212	194	739
Thinking Errors	161	161	736
Substance Abuse Education	132	132	553
Communication Skills	138	138	734
Domestic Violence	68	68	198
Victims of Domestic Violence	28	28	37
Stress Management	219	219	750
Parenting	101	101	304

Outpatient:

There were 2,146 inmates on the mental health medical log at the beginning of September. Mental Health staff conducted the following contacts during the month:

Case Management Contacts	1,907
Requests for Interviews	731
Testing	0
Intakes	325
Unit Requests	1,432
Pre-Lockup Reviews	334
Routine Restrictive Housing Reviews	968
Restrictive Housing Rounds	15,087
PREA Evaluations	39
Routine Follow-up	592
834 Requests	65

County Mental Health Requests:

During September, there were 323 requests received of a mental health nature. Of those, 146 inmates were fast-tracked to ADC. *Note: Most inmates were not transferred due to COVID-19.*

County Medical Health Requests:

During September, there were 675 requests received of a medical nature. A total of 18 inmates were fast-tracked to ADC.

Medical Contract Reimbursements:

Sanction reimbursements for ADC in August amounted to \$12,850.00.

Deaths:

There were three inmate deaths during the month of September. All three were claimed.

Wellpath:

See attachment for Wellpath's report regarding outside beds and emergency room visits.

Medical Grievances:

In September, there were 111 appeals of medical grievances received and 131 appeals were answered. Four were found to be with merit and two with merit but resolved.

SEX OFFENDER ASSESSMENT

Assessments Completed:

Risk Level	September	September 1999 through September 2022
Level 1	0	1,223
Level 2	44	9,017
Level 3	26	7,627
Level 4	0	763
Default 3	1	-
Total	71	18,630
*Default Level 3's are included in the total number of Level 3's to date.		

ACIC Numbers:

The total number of sex offenders registered from September 1999 through September 2022:

Compliant	8,703
Delinquent	1,392
Confined	3,477
Out-of-State	4,149
Address Unknown	161
Deported	211
Incapacitated	114
Out of USA	29
Total	18,236

Consistent with current Arkansas law, deceased offenders no longer remain on the registry.

PAWS IN PRISON

September 2022 Unit	Enrolled	Graduated	Foster	Volunteer Hours
Hawkins Unit	6	2	0	2
Maximum Security Unit	10	5	2	0
McPherson Unit	7	7	3	0
North Central Unit	4	1	0	0
Ouachita River Correctional Unit	6	2	0	0
Randall L. Williams Unit	4	3	0	8
Tucker Unit	6	3	0	0
Total	43	23	5	10

Completed Paws in Prison Training:

September 2022 Program Graduates	23
YTD 2022 Program Graduates	178
Total Graduates Since Inception (December 2011)	2,048
Dogs Currently in Foster (Graduated, but Not Adopted)	5
September 2022 Volunteer Hours	10
YTD Volunteer Hours	94

INFORMATION TECHNOLOGY

INMATE TABLETS – Within the Division of Correction, a total of 10,349 inmate tablets were utilized during September. Of those, 6,726 were base tablets at no cost. A total of 3,623 tablets were leased at \$5 per month and include premium content.

INMATE VIDEO VISITS – Inmates completed 8,232 video visits during the month and missed 218 within the Division of Correction.

CONSTRUCTION/MAINTENANCE

PROJECT UPDATES

SEE CONSTRUCTION BUDGET / STATUS REPORT IN ATTACHMENTS SECTION (PAGES 26-27).

AGENCY HIGHLIGHTS

SEPTEMBER 2022

PROMOTIONS

Some of the security promotions during the month of September included:

Cummins Unit

- Sgt. Phillip Puckett
- Food Prep. Supervisor Curtis Price
- Sgt. Natassja Lewis

Delta Regional Unit

- Sgt. Shameka Ridley

Ester Unit

- Sgt. Jarmarcus Richards

Grimes Unit

- Sgt. Aaron Johnson

Maximum Security Unit

- Cpl. Summer Parnell
- Food Prep. Supervisor Bianca Green

McPherson Unit

- Sgt. Alphonso Dean
- Sgt. Bert Wood

North Central Unit

- Sgt. Chester Pool

Ouachita River Correctional Unit

- Lt. Dillan Jennings

Randall L. Williams Unit

- Lt. Cainna Tyson
- Lt. Markies Bass
- Sgt. Eddie Evans
- Lt. Jarius Sanders

Training Academy

- Capt. Lajoya Norman

Transportation

- Sgt. Bruce Warren

Varner Unit

- Sgt. Zachery Lukesaid

Wrightsville Unit

- Capt. Ivory McDaniel

STAFF APPRECIATION

The following were recently recognized for Employee of Month honors:

- Diana Castillo, NWAARC
- Julia Jackson, Wrightsville Unit
- Cpl. Jose Rivera, Hawkins Unit



Sgt. Jarmarcus Richards



Sgt. Bert Wood



Lt. Markies Bass



Diana Castillo



Julia Jackson



Cpl. Jose Rivera

ACA REACCREDITATION AWARDED TO TWO ADC FACILITIES

During the month, two ADC facilities were audited by the American Correctional Association (ACA).



On September 21, Superintendent DeAngelo Earl and the excellent staff at the **Wrightsville Complex** earned ACA reaccréditation with scores of 100% on Mandatory Standards/Best Practices and 99.5% on Non-Mandatory Standards/Best Practices



Two days later, Deputy Warden Kenny Davis and the outstanding staff at the **Benton Unit** completed the audit with perfect scores by earning 100% on both Mandatory and Non-Mandatory Standards/Best Practices and receiving ACA reaccréditation.

EMPLOYEE SERVICE AWARDS HELD AROUND THE STATE

Maximum Security Unit

- Employee of the Year – *ACA Manager Latoris Willis*
- Supervisor of the Year – *Business Operations Spec. Tina Deen*
- Correctional Officer of the Year – *Sgt. Brandeisjha Burnett*
- Correctional Supervisor of the Year – *Lt. Cantrell Bass*
- Warden's Outstanding Service Award – *Maj. Antonio Johnson and Capt. Tristan Head*

Ouachita River Correctional Unit

- Employee of the Year – *ACA Manager Marsha Reed*
- Supervisor of the Year – *Deputy Warden Randy Straughn*
- Correctional Officer of the Year – *Cpl. Barry Efrd*
- Correctional Supervisor of the Year – *Lt. Justin Buttrum*
- Superintendent's Outstanding Service Award – *Unit Training Supervisor Phyllis Deever and Sgt. Jawaun Lee*

EMPLOYEE SERVICE AWARDS, *continued*

Tucker Unit

- Employee of the Year – *Beverly Metcalf*
- Supervisor of the Year – *Deputy Warden Antwon Emsweller*
- Correctional Officer of the Year – *Sgt. Gregg Moore Jr.*
- Correctional Supervisor of the Year – *Capt. Latisha Davis*
- Warden's Outstanding Service Award – *Debra Barnes, Jeffery Deen and Chaplain William Pearson*

GOVERNOR VISITS VARNER UNIT

On September 1, Governor Asa Hutchinson visited the Varner Unit to learn about the new heavy equipment simulators, which are part of the unit's Career Technical Education program. He also spoke to seminary program students, giving them an encouraging word. The Governor was joined by members of his staff, Secretary Solomon Graves, Arkansas Correctional School Superintendent Dr. Bill Glover, ADC Director Dexter Payne, Varner Superintendent James "Hoot" Gibson and all members of the Board of Corrections. Several members of the Central Arkansas press documented the visit.



WRIGHTSVILLE COMPLEX STAFF SHOW COMMUNITY SUPPORT

The Wrightsville Complex showed support to their community by participating in the 40th Annual Wrightsville Day Parade on September 3.

LIONS FED BY MAXIMUM SECURITY UNIT

Staff from the Maximum Security Unit joined together in support and service to the community of England by feeding the school's Junior High football team and cheerleaders before they took the field against the Rison Wildcats on September 8.




PINE BLUFF COMPLEX STAFF RUN, WALK AND DANCE THEIR WAY THROUGH 5K

Members of the Pine Bluff Complex staff got active in the city's 8th annual 5K Run/Walk/Dance for Child Obesity. The event was held on September 17 at Regional Park in Pine Bluff.



HUMAN RESOURCES HOSTS HEALTH FAIR

On September 22, the Human Resources Department hosted a Health Fair at Administrative Annex East with a variety of vendors and flu shots available for staff.



CAUDELL FAMILY HONORED TWICE IN SEPTEMBER

EmmaRae Caudell, daughter of fallen ADC officer Sgt. Joshua Caudell, was presented with the Adam Brown Award before the Bryant High School football game on September 23. The award honors the memory of fallen U.S. Navy Seal Adam Brown and is given to those who have persevered through adversity.



On September 28, the Arkansas Association of Chiefs of Police honored Arkansas' fallen officers and their families. During the ceremony, Sgt. Caudell was recognized for his sacrifice and his family was presented with an award.



OFFICERS HONORED FOR HEROIC ACTIONS

During the month, Cpl. David Ferrari and Sgt. Tyler Bradley were presented with Selfless Hero Awards for saving the life of a coworker who suffered a stroke while on duty at the Northwest Arkansas Work Release Center.

REGIONAL MAINTENANCE PROJECT HIGHLIGHTS

SEPTEMBER 2022

Overgrowth Trimming at Fairgrounds (Boone Co.)
North Central Regional Maintenance 1 – September 1:



Cleanup Along Highway 5 (Benton)
Benton Regional Maintenance – September 8:



Cleanup of City Park (Malvern)
Ouachita River Regional Maintenance – September 16:



Cleanup of Valley and Runyon Streets (Hot Springs)
Ouachita River Regional Maintenance – September 20:



Cleanup of City Ditches (Dumas)
Varner Regional Maintenance 1 – September 20:



Cleanup of Police/Sheriff's Firing Range (Pine Bluff)
Pine Bluff Regional Maintenance – September 26:



2022 INFORMAL GRIEVANCE REPORT

Month	BENTON	HAWK/M	HAWK/F	WRTS	EARU & MX	GRIMES	RLW	MCWR	MCPH	MSU	NCU	PBU	NWA	TU	TRCC	VSMX	VU	CU & CMU	ORCU	Ester	DRU	TOTAL
JAN	3	18	36	92	227	198	42	0	262	122	100	58	0	55	1	436	40	172	135	46	159	2,202
FEB	1	8	37	54	188	166	15	0	375	111	111	54	0	43	1	309	43	112	130	38	125	1,921
MAR	1	35	32	105	197	184	31	0	326	90	67	66	0	48	5	434	45	96	88	30	149	2,029
APR	0	15	25	72	207	176	18	0	285	95	86	46	0	68	0	487	33	143	139	25	98	2,018
MAY	0	7	17	40	209	187	39	0	283	75	91	34	0	41	1	343	31	87	138	34	83	1,740
JUN	0	10	24	65	244	246	46	0	300	54	87	76	0	49	0	317	35	129	94	40	116	1,932
JUL	0	1	36	69	197	235	20	2	217	54	66	48	0	63	0	258	23	142	97	35	119	1,682
AUG	0	9	15	60	146	272	25	0	264	82	59	56	0	48	1	345	38	164	148	45	126	1,903
SEPT	1	3	16	50	183	249	21	0	266	62	76	56	1	47	7	333	31	125	108	26	96	1,757
OCT	0	0	0	0	0	0	0	0	0	0	0	0	0	0	0	0	0	0	0	0	0	0
NOV	0	0	0	0	0	0	0	0	0	0	0	0	0	0	0	0	0	0	0	0	0	0
DEC	0	0	0	0	0	0	0	0	0	0	0	0	0	0	0	0	0	0	0	0	0	0
TOTAL	6	106	238	607	1,798	1,913	257	2	2,578	745	743	494	1	462	16	3,262	319	1,170	1,077	319	1,071	17,184

2022 FORMAL GRIEVANCE REPORT

Month	BENTON	HAWK/M	HAWK/F	WRTS	EARU & MX	GRIMES	RLW	MCWR	MCPH	MSU	NCU	PBU	NWA	TU	TRCC	VSMX	VU	CU & CMU	ORCU	Ester	DRU	TOTAL
JAN	2	4	14	42	310	103	33	0	115	136	61	29	0	49	0	193	12	134	83	23	87	1,430
FEB	0	1	13	32	244	98	11	0	126	132	58	54	0	27	1	177	25	90	66	22	75	1,252
MAR	0	11	10	35	208	122	31	0	139	135	40	33	0	46	1	204	19	66	75	12	68	1,255
APR	0	3	11	38	287	98	15	0	114	105	44	13	0	37	0	243	17	82	81	6	62	1,256
MAY	0	1	7	25	288	100	22	0	113	97	59	21	0	34	0	183	13	73	82	15	48	1,181
JUN	0	5	12	33	353	156	25	0	150	80	45	24	0	28	0	161	24	103	64	15	67	1,345
JUL	0	2	19	26	270	153	13	0	117	66	47	24	0	35	0	145	13	108	70	14	51	1,173
AUG	0	8	15	28	256	145	5	0	120	98	37	30	0	29	1	200	22	131	86	20	62	1,293
SEPT	2	6	14	28	307	138	9	0	135	99	54	35	0	27	2	221	24	97	76	11	54	1,339
OCT	0	0	0	0	0	0	0	0	0	0	0	0	0	0	0	0	0	0	0	0	0	0
NOV	0	0	0	0	0	0	0	0	0	0	0	0	0	0	0	0	0	0	0	0	0	0
DEC	0	0	0	0	0	0	0	0	0	0	0	0	0	0	0	0	0	0	0	0	0	0
TOTAL	4	41	115	287	2,523	1,113	164	0	1,129	948	445	263	0	312	5	1,727	169	884	683	138	574	11,524

Report includes Pine Bluff Reentry (PBR), Pine Bluff Unit (PBU) and Pine Bluff Work Release (PBW).

INMATE INSTITUTIONAL GRIEVANCE APPEAL REPORT – SEPTEMBER 2022

	Acknowledged	Rejected	Processed W/O Merit	Processed W/ Merit
Benton Unit	0	0	0	0
Benton Work Release	0	0	0	0
Cummins Unit	14	18	16	0
Cummins Modular Unit	1	0	0	0
Delta Regional Unit	14	7	16	0
East Arkansas Regional Unit	19	3	21	1
East Arkansas Regional Max Unit	36	20	58	1
Ester Unit	4	0	4	0
Grimes Unit	21	8	22	0
Maximum Security Unit	23	7	30	0
Tucker Re-Entry	0	0	0	0
McPherson Unit	12	7	13	0
McPherson Mental Health Residential Program Unit	0	0	0	0
Mississippi County Work Release Center	0	0	0	0
Northwest Arkansas Work Release Center	0	0	0	0
North Central Unit	14	6	15	0
Ouachita River Correctional Unit	23	7	19	0
ORCU Hospital	0	0	0	0
ORCU New Commitment	0	0	0	0
ORCU Mental Health Residential Program Unit	0	0	0	0
Pine Bluff Unit	4	2	5	0
Pine Bluff Re-Entry	0	0	0	0
Randall L. Williams Correctional Facility	3	2	1	0
Texarkana Regional Correctional Center	0	0	0	0
Tucker Unit	0	0	2	0
Varner Super Max	47	13	51	0
Varner Unit	1	3	3	0
Wrightsville Unit	2	4	2	0
Hawkins Center	0	2	0	0
Hawkins for Males	0	1	0	0
Hawkins SPU	0	0	0	0
Total	238	110	278	2

ADMISSIONS AND RELEASES – SEPTEMBER 2022

<u>Admissions</u>	<u>Male</u>	<u>Female</u>	<u>Total</u>
Asian	2	0	2
Black	130	16	146
Hispanic	12	3	15
Native American Indian	0	1	1
Native Hawaiian or Pacific Isl.	0	0	0
White	209	80	289
Other	1	0	1
Unknown	0	0	0
Total	354	100	454

<u>Releases</u>	<u>Male</u>	<u>Female</u>	<u>Total</u>
Asian	2	0	2
Black	112	9	121
Hispanic	11	1	12
Native American Indian	1	0	1
Native Hawaiian or Pacific Isl.	2	0	2
White	226	45	271
Other	0	0	0
Unknown	0	0	0
Total	354	55	409

ADC INMATE POPULATION GROWTH 2000-2028 - SEPTEMBER 2022

Updated 09/30/2022

Mo.	2000	2001	2002	2003	2004	2005	2006	2007	2008	2009	2010	2011	2012	2013	2014	2015	2016	2017	2018	2019	2020	2021	2022
Jan.	11,984	11,908	12,402	13,015	13,105	13,595	13,481	13,839	14,518	14,796	15,334	16,312	15,134	14,815	17,481	18,142	17,785	17,824	18,201	17,958	17,989	16,119	17,154
Feb.	12,169	12,022	12,529	13,054	13,166	13,783	13,633	14,012	14,603	14,883	15,374	16,209	14,990	15,008	17,438	18,082	17,625	17,608	17,998	17,846	18,181	16,120	17,077
March	12,006	12,033	12,299	13,108	13,088	13,418	13,534	13,772	14,580	14,843	15,290	16,095	14,964	14,665	17,395	18,233	17,573	17,666	18,089	17,898	17,860	16,085	16,992
April	12,069	12,167	12,465	13,213	13,323	13,469	13,554	13,851	14,769	14,937	15,570	16,172	15,124	14,850	17,604	18,703	17,815	17,798	18,227	17,977	17,331	16,250	17,059
May	12,109	12,384	12,558	13,463	13,556	13,528	13,711	14,146	14,880	15,146	15,694	16,062	15,132	15,074	17,593	18,693	17,769	17,652	17,945	17,817	16,694	16,476	17,229
June	12,005	12,108	12,439	13,418	13,389	13,251	13,430	13,915	14,700	15,025	15,564	15,554	14,832	14,825	17,340	18,813	17,973	17,963	17,972	17,942	16,552	16,560	17,129
July	12,030	12,190	12,622	13,509	13,528	13,286	13,560	14,082	14,868	15,195	15,807	15,519	14,879	15,379	17,522	18,870	18,130	18,180	18,005	18,002	16,511	16,638	17,109
August	12,087	12,371	12,815	13,565	13,632	13,419	13,646	14,224	15,100	15,385	15,829	15,240	14,675	16,103	17,549	18,806	17,919	18,051	17,751	18,090	16,367	16,655	17,274
September	11,983	12,289	12,774	13,341	13,516	13,237	13,652	14,217	14,850	15,285	16,025	15,172	14,724	16,412	17,605	18,549	18,026	18,179	17,865	17,856	16,215	16,698	17,432
October	12,119	12,348	12,942	13,341	13,584	13,363	13,775	14,349	14,836	15,381	16,311	15,271	14,856	16,993	17,880	18,430	18,127	18,348	17,943	17,947	16,311	16,821	
November	12,094	12,408	13,162	13,408	13,706	13,587	13,913	14,437	15,025	15,340	16,460	15,205	14,625	17,168	17,848	17,981	17,573	17,973	17,666	18,060	16,165	16,982	
December	11,856	12,333	12,845	13,106	13,470	13,338	13,728	14,315	14,716	15,199	16,204	15,062	14,654	17,235	17,874	17,707	17,537	18,078	17,799	17,759	16,094	17,023	
Net Ann. Inc.	29	477	512	261	364	-132	390	587	401	483	1,005	-1,142	-408	2,581	639	-167	-170	541	-279	-40	-1,665	929	409
Avg. Mo. Inc.	2	40	43	22	30	-11	33	49	33	40	84	-95	-34	215	53	-14	-14	45	-23	-3	-139	77	45

Population is total jurisdictional count at end of each month. Population at end of month December 1999 was 11,827.

Average monthly population increased for past fifteen years 2007 - 2021 is 18

Average monthly population increased for past ten years Jan. 2012 - Dec 2021 is 16

Average monthly population decreased for past five years 2017 - 2021 is -9

Projected at Growth of 18 per Month

Mo.	2008	2009	2010	2011	2012	2013	2014	2015	2016	2017	2018	2019	2020	2021	2022	2023	2024	2025	2026	2027	2028
	Actual	Actual	Actual	Actual	Actual	Actual	Actual	Actual	Actual	Actual	Actual	Actual	Actual	Actual	Actual/Proj	Proj.	Proj.	Proj.	Proj.	Proj.	Proj.
January	14,518	14,796	15,334	16,312	15,134	14,815	17,481	18,142	17,785	17,824	18,201	17,958	17,989	16,119	17,154	17,504	17,720	17,936	18,152	18,368	18,584
February	14,603	14,883	15,374	16,209	14,990	15,008	17,438	18,082	17,625	17,608	17,998	17,846	18,181	16,120	17,077	17,522	17,738	17,954	18,170	18,386	18,602
March	14,580	14,843	15,290	16,095	14,964	14,665	17,395	18,233	17,573	17,666	18,089	17,898	17,860	16,085	16,992	17,540	17,756	17,972	18,188	18,404	18,620
April	14,769	14,937	15,570	16,172	15,124	14,850	17,604	18,703	17,815	17,798	18,227	17,977	17,331	16,250	17,059	17,558	17,774	17,990	18,206	18,422	18,638
May	14,880	15,146	15,694	16,062	15,132	15,074	17,593	18,693	17,769	17,652	17,945	17,817	16,694	16,476	17,229	17,576	17,792	18,008	18,224	18,440	18,656
June	14,700	15,025	15,564	15,554	14,832	14,825	17,340	18,813	17,973	17,963	17,972	17,942	16,552	16,560	17,129	17,594	17,810	18,026	18,242	18,458	18,674
July	14,868	15,195	15,807	15,519	14,879	15,379	17,522	18,870	18,130	18,180	18,005	18,002	16,511	16,638	17,109	17,612	17,828	18,044	18,260	18,476	18,692
August	15,100	15,385	15,829	15,240	14,675	16,103	17,549	18,806	17,919	18,051	17,751	18,090	16,367	16,655	17,274	17,630	17,846	18,062	18,278	18,494	18,710
September	14,850	15,285	16,025	15,172	14,724	16,412	17,605	18,549	18,026	18,179	17,865	17,856	16,215	16,698	17,432	17,648	17,864	18,080	18,296	18,512	18,728
October	14,836	15,381	16,311	15,271	14,856	16,993	17,880	18,430	18,127	18,348	17,943	17,947	16,311	16,821	17,450	17,666	17,882	18,098	18,314	18,530	18,746
November	15,025	15,340	16,460	15,205	14,625	17,168	17,848	17,981	17,573	17,973	17,666	18,060	16,165	16,982	17,468	17,684	17,900	18,116	18,332	18,548	18,764
December	14,716	15,199	16,204	15,062	14,654	17,235	17,874	17,707	17,537	18,078	17,799	17,759	16,094	17,023	17,486	17,702	17,918	18,134	18,350	18,566	18,782
Net Ann. Inc.	401	483	1,005	-1,142	-408	2,581	639	-167	-170	541	-279	-40	-1,665	929	463	216	216	216	216	216	216
Ave. Mo. Inc.	33	40	84	-95	-34	215	53	-14	-14	45	-23	-3	-139	77	39	18	18	18	18	18	18

MONTHLY POPULATION AVERAGES - SEPTEMBER 2022

Unit/Center	9/1	9/2	9/5	9/6	9/7	9/8	9/9	9/12	9/13	9/14	9/15	9/16	9/19	9/20	9/21	9/22	9/23	9/26	9/27	9/28	9/29	9/30	AVG
Benton	347	346	349	349	347	346	346	350	352	352	350	350	350	349	348	348	348	347	350	354	354	348	349
Cummins	1,976	1,977	1,976	1,976	1,977	1,977	1,974	1,982	1,982	1,980	1,986	1,981	1,980	1,978	1,986	1,986	1,978	1,986	1,987	1,974	1,969	1,964	1,979
Delta	614	614	614	614	614	614	616	616	617	622	624	624	624	623	623	621	621	620	615	612	614	614	618
East AR Reg	1,567	1,566	1,577	1,577	1,578	1,578	1,577	1,580	1,577	1,576	1,576	1,570	1,584	1,583	1,583	1,584	1,583	1,585	1,577	1,570	1,568	1,561	1,576
Ester	567	565	567	567	567	567	567	566	566	567	567	567	566	566	572	571	572	572	566	566	566	566	567
Grimes	1,074	1,074	1,067	1,067	1,063	1,061	1,064	1,063	1,062	1,074	1,070	1,071	1,069	1,069	1,069	1,073	1,068	1,068	1,069	1,067	1,058	1,070	1,068
Max Sec	561	562	558	558	558	558	558	557	556	554	554	554	557	556	558	558	559	559	559	559	559	558	558
McPherson	917	921	928	928	925	932	929	939	935	942	943	944	942	946	946	946	948	953	950	955	958	955	940
MCWRC	150	150	150	150	152	153	149	149	149	149	149	149	145	145	145	149	149	149	149	149	146	146	149
N Central	838	835	835	835	835	834	834	828	828	827	826	826	825	825	823	823	825	823	820	819	825	825	828
NWAWRC	100	99	100	100	100	100	100	100	100	100	100	100	99	100	100	100	98	98	99	99	99	100	100
Onachita River	1,810	1,808	1,783	1,784	1,783	1,798	1,780	1,771	1,773	1,780	1,779	1,792	1,785	1,786	1,762	1,755	1,790	1,797	1,797	1,785	1,786	1,811	1,786
Randall L Williams	535	535	536	536	533	535	540	539	539	541	541	541	541	541	510	538	523	536	539	529	533	510	534
Pine Bluff	526	525	521	521	522	532	529	530	531	534	533	532	523	519	540	538	539	532	530	536	530	537	530
PB Reentry	48	48	48	48	48	50	50	50	49	49	49	49	52	52	52	51	51	54	54	53	53	53	51
TRCC	126	126	127	127	127	125	126	127	124	124	127	127	126	126	126	126	126	126	125	126	126	123	126
Tucker	609	609	612	612	612	610	610	609	607	606	603	605	611	611	611	609	613	613	612	611	612	619	610
Varner	1,626	1,625	1,623	1,623	1,622	1,621	1,632	1,635	1,632	1,630	1,626	1,624	1,620	1,620	1,623	1,624	1,622	1,629	1,626	1,624	1,616	1,613	1,624
Wrightsville	840	840	836	836	836	837	840	835	836	839	826	824	823	823	823	832	840	840	839	844	856	844	836
WR Hawkins-Females	252	252	252	252	251	252	252	251	251	251	250	249	252	252	254	254	252	250	250	250	250	254	252
WR Hawkins-Males	196	196	196	196	196	195	193	192	190	190	190	198	197	197	197	198	198	198	198	199	199	199	196
Total ADC	15,279	15,273	15,255	15,256	15,246	15,275	15,266	15,269	15,256	15,287	15,269	15,277	15,271	15,267	15,251	15,284	15,303	15,335	15,311	15,281	15,267	15,270	15,277
ALETA	17	17	17	17	17	17	17	17	17	17	17	17	17	17	17	17	17	17	17	17	17	17	17
Ar State Police	50	49	49	49	49	48	43	43	44	45	45	46	46	46	46	47	47	47	48	48	47	47	47
Co Jail / M	1,562	1,581	1,580	1,579	1,612	1,603	1,626	1,662	1,689	1,661	1,654	1,649	1,685	1,721	1,753	1,748	1,727	1,691	1,687	1,704	1,693	1,670	1,661
Co Jail / F	109	102	107	107	113	114	116	112	111	110	114	117	117	124	123	124	126	115	113	108	111	111	114
Total Co Jail BK	1,671	1,683	1,687	1,686	1,725	1,717	1,742	1,774	1,800	1,771	1,768	1,766	1,802	1,845	1,876	1,872	1,853	1,806	1,800	1,812	1,804	1,781	1,775
309/M	197	197	196	196	191	191	189	191	191	190	190	190	192	192	192	191	191	191	196	202	204	204	194
309/F	90	90	87	87	87	86	86	86	86	85	85	85	85	85	85	86	86	86	88	88	88	87	87
Total Act 309	287	287	283	283	278	277	275	277	277	275	275	275	277	277	277	277	277	277	284	290	292	291	281
Total Non ADC	2,025	2,036	2,036	2,035	2,069	2,059	2,077	2,111	2,138	2,108	2,105	2,104	2,142	2,185	2,216	2,213	2,194	2,147	2,149	2,167	2,160	2,136	2,120
Total	17,304	17,309	17,291	17,291	17,315	17,334	17,343	17,380	17,394	17,395	17,374	17,381	17,413	17,452	17,467	17,497	17,497	17,482	17,460	17,448	17,427	17,406	17,397

RESTRICTIVE HOUSING QUARTERLY REPORT JULY 1, 2022 TO SEPTEMBER 30, 2022

Restrictive Housing Disciplinary Counts

12-3 : Failure To Obey Order of Staff	509
04-8 : Battery - Use of Force on an Inmate	273
05-3 : Assault - Verbal or Written Threat	238
12-4 : Refusing a Direct Verbal Order	226
02-16 : Refusal to Submit to Testing	216
11-1 : Insolence to a Staff Member	213
03-5 : Out of Place of Assignment	153
02-17 : Creating Unnecessary Noise	115
09-15 : Possession/Introduction/Use of Cell Phone	112
09-3 : Possession/Introduction Drugs	105
05-5 : Provoking or Agitating a Fight	80
10-3 : Indecent Exposure	79
13-2 : Lying to a Staff Member	74
02-12 : Keep Person/Quarters W Regulat	72
03-3 : Unexcused Absence From Work/School	68
09-5 : Possession/Introduction of Clothing	64
01-1 : Banding Together/Demonstration	63
07-1 : Unauthorized Use of State Property	61
15-3 : Purchase of Unauthorized Articles	50
02-13 : Breaking Into or Disrupt Line	48

Disciplinary Categories

Violence to Self	0
Violence to Others	337
Possession of Drug-Related Contraband	105
Masturbation/Indecent Exposure	90
Sex with Another Person	29
Other Violations	2,736

Inmates Placed in RH	2,126
----------------------	-------

Population Demographics

RACE	GENDER		Total
	M	F	
Asian	3	1	4
Black	1,881	86	1,967
Caucasian	1,334	109	1,443
Hispanic	87	8	95
NA Indian	8	0	8
Native Hawaiian or Pacific Isl	3	0	3
Other	3	0	3
TOTAL	3,319	204	3,523

Protective Custody	5
21 or Younger	60
55 or Older	216
SMI	50

Suicides/Deaths in Restrictive Housing

Suicides	4
Suicide Attempts	35
Deaths	7

FISCAL YEAR 2023 COUNTY JAIL BACKUP - SEPTEMBER 2022

DAY		Jul-22	Aug-22	Sep-22
1		1,515	1,551	1,671
2	*	1,515	1,507	1,683
3	*	1,515	1,538	* 1,683
4		1,528	1,538	* 1,683
5		1,528	1,573	1,687
6		1,527	* 1,573	1,686
7		1,554	* 1,573	1,725
8		1,551	1,556	1,717
9	*	1,551	1,550	1,742
10	*	1,551	1,548	* 1,742
11		1,528	1,587	* 1,742
12		1,538	1,604	1,774
13		1,522	* 1,604	1,800
14		1,534	* 1,604	1,771
15		1,533	1,620	1,768
16	*	1,533	1,638	1,766
17	*	1,533	1,636	* 1,766
18		1,510	1,665	* 1,766
19		1,525	1,636	1,802
20		1,539	* 1,636	1,845
21		1,541	* 1,636	1,876
22		1,587	1,669	1,872
23	*	1,587	1,651	1,853
24	*	1,587	1,687	* 1,853
25		1,574	1,710	* 1,853
26		1,590	1,690	1,806
27		1,566	* 1,690	1,800
28		1,540	* 1,690	1,812
29		1,525	1,671	1,804
30	*	1,525	1,655	1,781
31	*	1,525	1,652	
Avg Daily Backup		1,541	1,617	1,771

Notes: Totals do not include 309 Contracts in County Jails (maximum of 336)

County Jail Back-up Average for September 2022 - 1,771

County Jail Back-up Fiscal Year Average as of September 30, 2022 - 1,643

Short-Term Revocation Program Average for September 2022 - 540

Short-Term Revocation Program Fiscal Year Average as of September 30, 2022 - 564

STTG UNIT COUNTS – SEPTEMBER 2022

Unit	Beginning Total	Confirmed	Suspected	In	Out	Paroled	Removed	Ending Total	Total Unit Population	Unit % of STTG's
Benton	110	0	0	10	10	4	0	105	349	30.09%
Cummins	669	6	0	52	40	6	0	681	1,962	34.71%
Delta	216	0	0	9	15	0	0	210	611	34.37%
EARU	657	0	0	46	22	17	0	664	1,576	42.13%
Ester	120	0	0	16	7	4	0	125	573	21.82%
Grimes	362	0	0	30	9	10	2	371	1,078	34.42%
Hawkins	46	0	0	6	2	0	0	50	450	11.11%
Max	277	0	0	15	6	4	0	282	568	49.65%
Mcperson	45	2	0	1	0	0	0	48	953	5.04%
MCWR	52	0	0	0	4	3	0	45	146	30.82%
NCU	258	4	0	29	20	5	0	266	825	32.24%
NWAWR	30	0	0	4	3	1	0	30	100	30.00%
ORCU	371	0	0	192	102	6	0	455	1,565	29.07%
ORCU Intake	80	106	0	0	122	0	0	64	236	27.12%
Pine Bluff	184	0	0	29	38	4	0	171	595	28.74%
RLW	209	0	0	71	63	12	0	205	527	38.90%
TWR	40	0	0	9	9	0	0	40	127	31.50%
Tucker	211	0	0	25	20	8	0	208	603	34.49%
Varner	676	0	0	50	40	0	0	686	1,607	42.69%
Wrightsville	297	0	8	32	34	11	0	292	844	34.60%
Total	4,910	118	8	626	566	95	2	4,998	15,295	32.68%

ORCU Intake brought in 106 new STTG members into ADC last month.

STTG DISCIPLINARY REPORT – SEPTEMBER 2022

Unit	STTG Incidents	STTG Suspected Incidents	Total Unit Disciplinary	Disciplinary Involving STTG	Percentage
Benton	0	0	19	8	42.11%
Cummins	0	0	655	355	54.20%
Delta	0	0	108	60	55.56%
EARU	0	0	206	135	65.53%
Easter	0	0	22	6	27.27%
Grimes	6	1	141	76	53.90%
Hawkins	0	0	1	0	0.00%
Max	0	0	94	51	54.26%
Mcpherson	0	0	114	6	5.26%
MCWR	0	0	10	3	30.00%
NCU	2	0	86	47	54.65%
NWAWR	0	0	2	0	0.00%
ORCU	0	0	133	58	43.61%
ORCU Intake	0	0	10	3	30.00%
Pine Bluff	0	0	57	27	47.37%
RLW	0	0	110	58	52.73%
TWR	0	0	10	7	70.00%
Tucker	0	0	69	33	47.83%
Varner	1	1	192	89	46.35%
Wrightsville	0	0	103	63	61.17%
Total	9	2	2,142	1,085	50.65%

STTG COUNTS BY STTG SET – SEPTEMBER 2022

STTG Set	Benton	Cummins	Delta	EARU	Ester	Grimes	Hawkins	Max	Mcperson	MCWR	NCU	NWAWR	ORCU	Intake	PB	RLW	TWR	Tucker	Varner	Wrightsville	Total
Asian	1	1	1	1	0	0	0	0	0	0	1	0	1	0	0	0	0	1	1	0	8
Bloods	21	149	27	130	18	71	6	62	4	6	38	8	76	9	27	43	7	28	148	52	930
Crips	10	76	21	82	13	39	9	38	5	9	16	4	46	6	20	17	1	19	97	39	567
Folk	1	65	0	49	6	33	2	37	5	1	15	0	119	14	10	8	10	16	65	20	476
GD	19	155	40	172	27	81	10	66	4	15	47	6	20	6	43	52	10	65	142	54	1,034
Mexican	5	23	9	17	3	13	2	8	1	2	7	1	9	1	7	10	0	6	22	13	159
Motorcycle	0	5	1	2	0	0	0	1	1	0	2	1	1	0	1	0	0	1	1	3	20
Other	4	8	9	21	12	11	3	4	3	1	14	0	13	2	10	6	2	6	19	7	155
People	1	34	5	22	1	19	1	19	4	0	11	1	20	0	7	7	1	9	24	11	197
Unknown	2	10	4	9	0	1	0	2	6	0	3	0	15	0	0	5	0	3	4	10	74
W/S	23	67	65	55	26	47	5	6	15	6	53	6	109	13	32	27	7	22	69	34	687
AB	0	11	1	5	1	4	1	1	0	0	4	1	2	1	0	3	0	3	11	4	53
AC	0	8	5	13	2	6	0	5	0	0	7	1	2	1	3	3	0	2	16	5	79
NAE	7	37	9	41	11	19	2	14	0	1	17	1	10	6	0	10	0	11	31	17	244
WAR	11	32	13	45	5	27	8	19	0	4	31	1	12	5	11	14	2	16	36	23	315
Total	105	681	210	664	125	371	50	282	48	45	266	30	455	64	171	205	40	208	686	292	4,998

Key:

GD = Gangster Disciples

W/S = White Supremacist

NAE = New Aryan Empire

WAR = White Aryan Resistance

AC = Aryan Circle

AB = Aryan Brotherhood

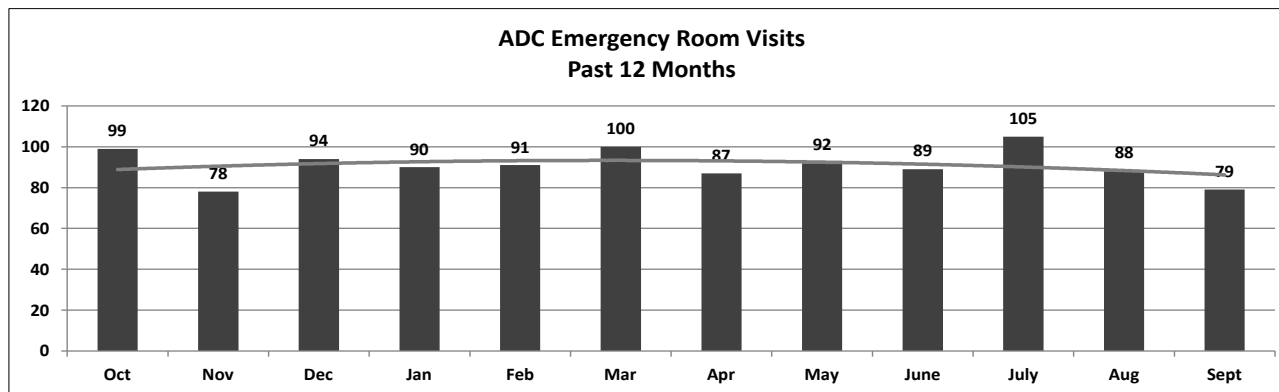
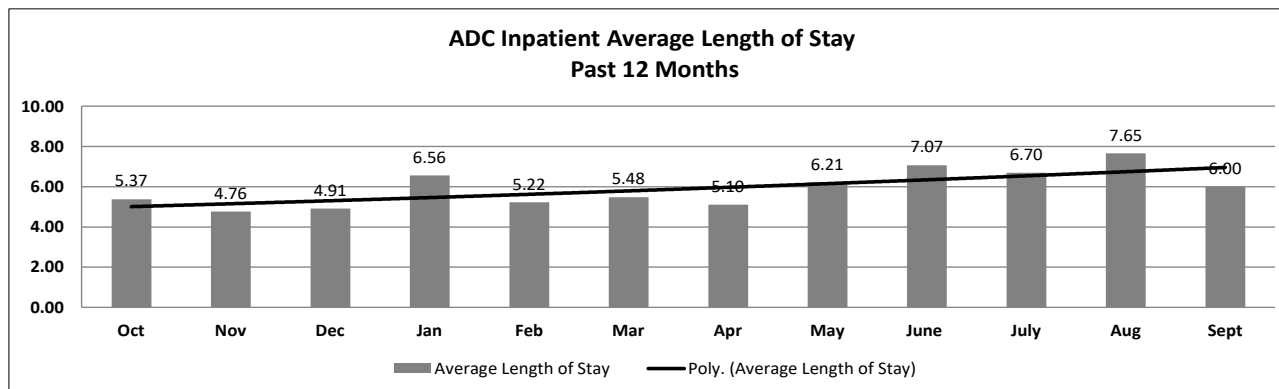
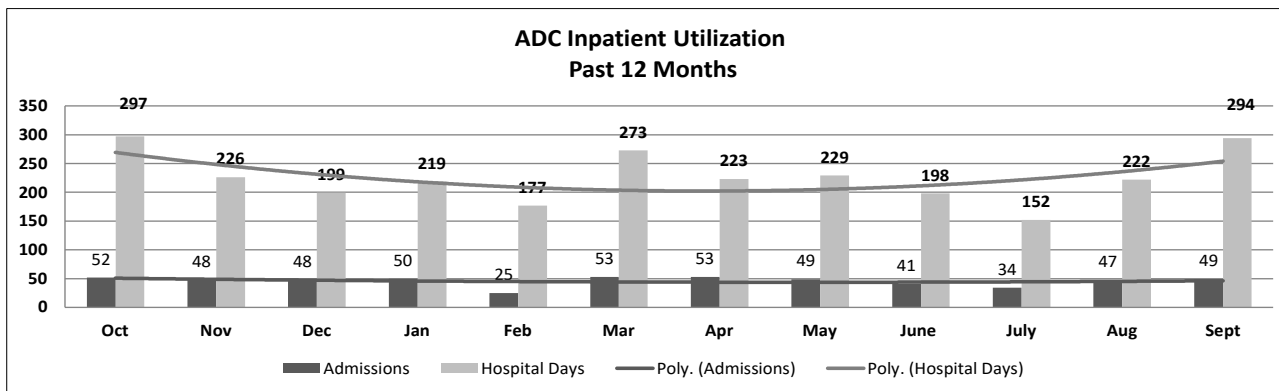
ADC INPATIENT AND EMERGENCY ROOM UTILIZATION

ADC Inpatient Statistics Past 12 Months

	2021			2022									Average
	Oct	Nov	Dec	Jan	Feb	Mar	Apr	May	June	July	Aug	Sept	
Admissions	52	48	48	50	25	53	53	49	41	34	47	49	45.8
Hospital Days	297	226	199	219	177	273	223	229	198	152	222	294	225.8
Average Length of Stay	5.37	4.76	4.91	6.56	5.22	5.48	5.10	6.21	7.07	6.70	7.65	6.00	4.93

ADC ER Visits Past 12 Months

	2021			2022									Average
	Oct	Nov	Dec	Jan	Feb	Mar	Apr	May	June	July	Aug	Sept	
Emergency Room Visits	99	78	94	90	91	100	87	92	89	105	88	79	91.0



MEDICAL GRIEVANCE BOARD REPORT – SEPTEMBER 2022

Unit	Acknowledged/ Received	Rejected	Reviewed & Signed by Dep Director	With Merit	With Merit, but Resolved	% With Merit	Without Merit
Benton	0	0	0	0	0	0	0
CMU	0	0	0	0	0	0	0
Cummins	15	2	24	0	0	0	24
Delta	1	0	1	0	0	0	1
EARU	7	1	22	0	1	14%	21
EARU Max	20	2	33	1	0	3%	32
Ester	1	0	0	0	0	0	0
Grimes	13	5	4	0	0	0	4
Hawkins	0	0	0	0	0	0	0
McPherson	0	1	3	0	0	0	3
MCWRC	0	0	0	0	0	0	0
MSU	6	0	3	0	0	0	3
North Central	9	1	1	1	0	100%	0
NWAWRC	0	0	0	0	0	0	0
Ouachita	8	4	8	1	0	13%	7
Pine Bluff	4	1	12	1	1	17%	10
Randall L. Williams	0	0	0	0	0	0	0
SNU	1	0	0	0	0	0	0
TRCC	0	0	0	0	0	0	0
Tucker	6	0	9	0	0	0	9
Varner	6	1	2	0	0	0	2
Varner Super Max	13	2	9	0	0	0	9
WRU	1	0	0	0	0	0	0
WHM	0	0	0	0	0	0	0
WWR	0	0	0	0	0	0	0
Total	111	20	131	4	2	5%	125

CHAPLAINCY

Month: September Year: 2022	CUMMINS	DELTA REGIONAL	EAST ARKANSAS	EAST ARKANSAS MAX	ESTER	GRIMES	HAWKINS	MAXIMUM	MCPHERSON	NORTH CENTRAL	OUACHITA RIVER	PINE BLUFF	RANDALL L. WILLIAMS	TUCKER	VARNER	VARNER MAX	WRIGHTSVILLE	TOTAL
Services Chaplains Oversaw																		
Christian																		
Population	6	6	2	0	4	2	2	5	2	13	12	2	9	2	13	0	3	83
Segregation	0	0	0	0	0	0	0	5	0	0	0	0	0	0	0	0	0	5
Muslim																		
Population	0	4	3	0	4	5	0	5	2	5	5	0	5	0	5	0	11	54
Segregation	0	0	0	0	0	0	0	5	0	0	0	0	0	0	0	0	0	5
147																		
Volunteers in Charge																		
Protestant	17	0	5	0	9	2	9	16	0	0	1	8	0	12	0	0	0	79
Catholic	0	0	0	0	0	0	0	0	0	0	4	1	1	0	0	0	0	6
Muslim	0	0	1	0	0	0	1	0	0	0	0	0	0	0	0	0	0	2
Other	0	7	3	0	1	0	0	0	1	0	4	0	0	0	0	0	0	16
Baptism	5	0	0	0	0	0	1	0	0	0	2	0	0	0	0	0	0	8
Marriages																		
	0	0	0	0	0	0	0	0	0	0	0	0	0	0	0	0	0	0
Distributed by Chaplains																		
Greeting Cards	46	9	0	0	35	19	0	24	672	24	85	102	22	164	26	164	30	1,422
Bibles, Quran, Torah, Etc.	13	4	12	18	15	12	24	4	66	50	250	12	5	140	10	12	17	664
Study Course	0	0	16	23	10	2	12	12	71	0	40	16	20	25	2	2	0	251
Writing Supplies	0	0	0	0	15	261	38	20	59	0	500	2	0	78	0	0	0	973
Literature	1,489	0	632	427	150	133	200	15	124	966	400	165	52	965	481	275	300	6,774
Chaplain's Visits																		
Barracks	45	7	12	0	24	92	3	14	21	53	44	15	46	91	84	41	27	619
Approximate Hours Spent in Barracks	67	23	6	0	6	28	1	5	14	13	22	2	27	22	65	32	14	347
Inmate Office visits	48	83	39	0	44	128	56	6	110	111	43	0	18	78	58	0	18	840
Other Office visits	15	13	9	2	8	24	5	5	10	0	48	30	9	30	68	12	6	294
Hospital	0	0	0	0	0	0	0	0	0	0	9	0	0	1	0	0	0	10
Infirmity/Sick Call	4	1	2	0	4	6	4	6	15	6	4	0	2	2	2	3	4	65
Restrictive/Punitive Housing	4	3	0	5	4	6	6	9	10	6	16	0	3	13	18	18	4	125
PC - DRU		2																2
Visitation Days	0	0	0	0	1	0	0	0	0	0	0	0	0	0	0	0	0	1
Volunteer Visits																		
RCV	0	0	0	0	0	0	0	0	0	0	0	0	0	0	0	0	0	0
OCV	24	11	5	0	3	0	16	20	6	18	18	6	6	16	2	0	0	145
Spiritual Advisor	0	0	0	0	0	0	0	0	0	0	0	0	0	0	0	0	0	0
CRA	45	3	49	4	11	41	56	43	57	11	22	12	10	97	14	3	22	500
Religious Volunteer Hours																		
Volunteer Hours	113	40	144	8	128	224	56	110	366	373	293	123	24	181	57	6	44	2,290
Denominational/Volunteer Chaplain Hours	20	3	0	0	112	16	68	30	8	256	23	64	0	26	2	0	20	648
2,938																		
Other Activities of Chaplain																		
Counseled Employees	6	3	6	0	8	2	4	2	20	12	28	3	3	8	103	0	8	216
Orientation Sessions	2	0	0	0	0	0	0	0	0	0	0	0	0	0	0	0	0	2
Free World Devotions	0	1	3	0	4	8	0	0	3	0	0	0	0	4	16	0	0	39
Spoke in Churches	4	8	1	0	4	0	0	0	3	0	10	0	0	4	16	0	0	50
Crisis Intervention Sessions	29	0	2	0	0	7	0	22	6	15	5	6	15	11	4	0	0	122
Marriage Counseling	0	0	0	0	1	0	0	1	0	0	0	0	0	0	0	0	0	2
Denominational Meeting	1	2	0	0	1	1	0	0	0	0	1	0	0	1	0	0	0	7
Chaplain's Meeting	0	0	1	0	1	1	1	0	1	1	1	0	1	0	1	0	0	9
Volunteer Training Session	0	0	0	0	0	1	3	1	2	3	1	0	0	0	0	0	0	11
Chaplain Transfers																		
	0	0	1	0	0	0	0	0	0	0	0	0	0	0	0	0	0	1
Chaplain Promotions																		
	0	0	0	0	0	0	0	0	0	0	0	0	0	0	0	0	0	0
PAL PROGRAM																		
Enrolled at start of month	60	21	50	0	55	45	14	18	54	59	31	0	0	53	48	0	29	537
Enrolled during the month	4	1	6	0	3	19	4	2	12	7	5	0	0	7	10	0	3	83
Removed From PAL Program																		
# Paroled	1	0	0	0	1	0	0	1	1	0	0	0	0	2	1	0	1	8
# Completed	1	0	4	0	0	1	0	0	2	1	1	0	0	0	3	0	0	13
# Withdrew	0	0	0	0	0	3	1	0	5	1	0	0	0	4	0	0	0	14
# Removed	2	0	3	0	0	6	0	3	0	3	0	0	0	1	0	2	0	20
# Transferred	1	1	0	0	1	4	1	0	4	2	0	0	0	2	1	0	0	17
Total Removed from PAL Program	5	1	7	0	2	14	2	4	12	7	1	0	0	4	10	0	3	72
Total Enrolled at the End of the Month	59	21	49	0	56	50	16	16	54	59	35	0	0	56	48	0	29	548
Volunteers In PAL																		
	7	2	7	0	6	7	13	6	0	10	2	0	0	0	0	0	5	65
Special Events:																		
	2	0	0	0	0	0	1	1	0	0	1	1	0	1	0	0	0	7

VOLUNTEER SERVICES

Month: September Year: 2022	BENTON UNIT	CUMMINS	DELTA REGIONAL	EAST ARKANSAS	EAST ARK. MAX	ESTER	GRIMES	HAWKINS	MCPHERSON	MCWR	NWAWRC	NORTH CENTRAL	OUACHITA	PINE BLUFF	RLW	TRCC	TUCKER	TUCKER MAX	VARNER	VARNER MAX	WRIGHTSVILLE	TOTAL
CHAPLAINCY HOURS																						
VOLUNTEERS IN CHARGE	13	22	7	9	0	10	2	11	1	4	1	0	11	9	1	0	12	16	0	0	0	129
VOLUNTEER VISITS	33	69	14	54	4	11	44	56	77	7	7	17	40	30	16	0	113	59	16	3	22	692
RELIGIOUS VOLUNTEER HOURS	83	133	43	144	8	240	240	124	374	9	14	629	316	187	24	0	207	140	59	6	64	3,044
SPECIAL EVENTS	0	2	0	0	0	0	0	1	0	0	0	0	1	1	0	0	1	1	0	0	0	7
TOTAL																					3,872	
PALS PROGRAM																						
VOLUNTEER HOURS	0	7	2	7	0	6	7	13	0	0	0	10	2	0	0	0	0	6	0	0	5	65
THINK LEGACY																						
VOLUNTEER HOURS	0	0	0	0	0	0	0	0	0	0	0	0	0	0	0	0	3	0	0	0	0	3
WAGE																						
VOLUNTEER HOURS	0	0	0	0	0	0	0	0	0	0	0	0	0	0	0	0	0	0	0	0	0	0
OTHER																						
Program Name	Total # of Hours Volunteered																					
Paws in Prison	10																					
Inside Out Program	0																					
Veterans Program	0																					
Release Program	2																					
Behavioral Program	2																					
Dance 2B Free	0																					
Lactation Program	0																					
Yoga	12.25																					
TOTAL	26.25																					

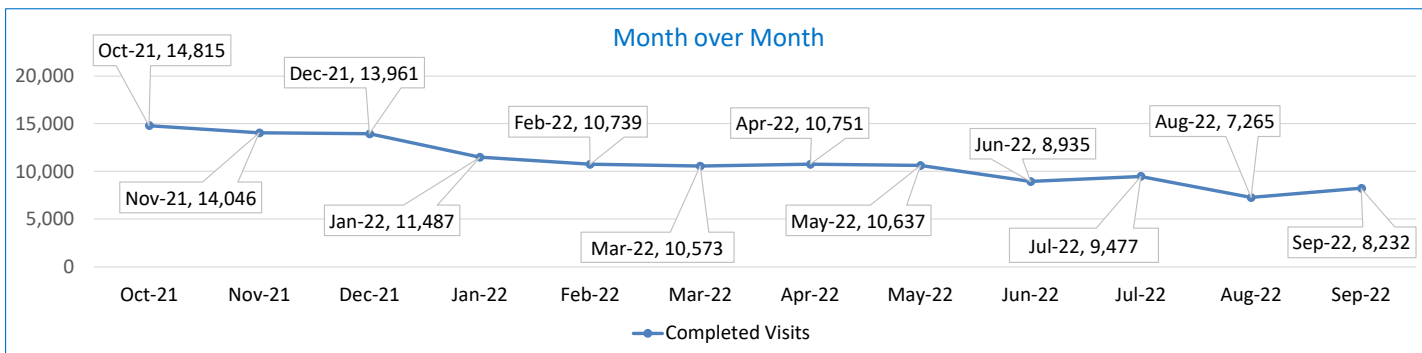
SECURUS VIDEO VISITATION REPORT SEPTEMBER 2022

AR-DOC SVV Activity Tracker

Total ADP 15,394

Total Visits by Month	Oct-21	Nov-21	Dec-21	Jan-22	Feb-22	Mar-22	Apr-22	May-22	Jun-22	Jul-22	Aug-22	Sep-22
Total (Includes SuperMax)	14,815	14,046	13,961	11,487	10,739	10,573	10,751	10,637	8,935	9,477	7,265	8,232
Target Objective	15,587	15,587	15,587	15,587	15,587	15,587	15,587	15,587	15,587	15,587	15,587	15,587

Anywhere Visitation Performance:



Completed Visits

Site	Current Month	Previous Month
Benton	150	108
Cummins	717	615
Delta Regional	345	266
East Arkansas Regional	900	808
Ester	363	317
Grimes	687	569
J Aaron Hawkins Sr.	549	365
Tucker Max	364	271
Mcperson	445	393
Mississippi County WRC	89	72
North Central	559	710
NW Arkansas WRC	108	76
Ouachita River	821	671
Pine Bluff Complex	304	297
Randall L Williams	149	126
State Police Barracks	63	78
Texarkana Regional	54	43
Tucker Unit	208	156
Varner	901	843
Wrightsville Unit	445	463
Pine Bluff Re-Entry	11	18
Tucker Re-entry	0	0
Total:	8,232	7,265

Missed by Inmate

Site	Current Month	Previous Month
Benton	6	6
Cummins	18	23
Delta Regional	8	11
East Arkansas Regional	8	14
Ester	10	4
Grimes	8	7
J Aaron Hawkins Sr.	6	22
Tucker Max	10	21
Mcperson	14	21
Mississippi County WRC	4	12
North Central	54	7
NW Arkansas WRC	1	3
Ouachita River	11	26
Pine Bluff Complex	9	5
Randall L Williams	4	5
State Police Barracks	8	1
Texarkana Regional	1	1
Tucker Unit	6	7
Varner	24	21
Wrightsville Unit	6	15
Pine Bluff Re-Entry	2	1
Tucker Re-entry	0	0
Total:	218	233

**SECURUS TABLET REPORT
SEPTEMBER 2022**

Facility Name	Personal Tablets (All)	\$0	\$5	Community / Inventory	Officer	Total	New Subscriptions
Benton Unit	345	115	230	107	8	460	4
Cummins Unit	1,306	946	360	804	14	2,124	56
Delta Regional Unit	465	305	160	102	16	583	37
East Arkansas Regional Unit	888	596	292	574	10	1,472	44
Ester Unit	502	344	158	262	20	784	17
Grimes Unit	719	507	212	379	14	1,112	73
J. Aaron Hawkins Sr. Center For Women	411	260	151	173	19	603	6
McPherson Unit	700	443	257	412	17	1,129	129
Mississippi County Work Release Center	146	39	107	75	9	230	0
North Central Unit	591	365	226	129	10	730	55
Northwest Arkansas Work Release Center	100	29	71	16	8	124	0
Ouachita River Correctional Unit	922	616	306	1,108	14	2,044	60
Pine Bluff Reentry Center	53	13	40	27	0	80	2
Pine Bluff Unit	434	277	157	159	9	602	45
Randall L. Williams Facility	339	219	120	127	15	481	45
State Police Barracks	47	37	10	11	3	61	0
Texarkana Regional Correctional Center	122	40	82	51	10	183	3
Tucker Maximum Security Unit	248	166	82	330	14	592	13
Tucker Reentry Center	0	0	0	45	2	47	0
Tucker Unit	482	338	144	252	10	744	34
Varner Unit	894	636	258	711	21	1,626	42
Wrightsville Unit	635	435	200	373	9	1,017	33
TOTAL	10,349	6,726	3,623	6,227	252	16,828	698

CONSTRUCTION BUDGET / STATUS REPORT - OCTOBER 6, 2022 — [Page 1 of 2]

Fund	Project Description	Approved Budget	Actual Budget Spent	Available Budget	\$ % Complete	Construction % Complete	Notes
700483A	EARU Max Rec Expanded Metal Rec Yard	879,000	824,257	54,743	94%	70%	Construction of the Rec Pens at EARU began on 1/03/2022. We are making great progress with this project. The funds spent on this project is reflective of the engineering fees, material and construction of the panels. 24 pens are complete.
700483A	Tucker Max Expanded Metal Rec Yard	1,800,000	1,139,825	660,175	63%	25%	DBA Approved to proceed. We are constructing the panels on-site. Material list has been ordered and delivered. The funds spent on this project is reflective of engineering fees and the material needed to construct the rec pen panels.
700483A	Cummins Expanded Metal Rec Yard	368,617	52,292	316,325	14%	10%	Plans on hold, will modify for exp. Metal. Funds spent on this project is reflective of engineering fees spent against this portion of the overall project.
KBR4Q95	Bullpens	851,999	388,676	463,323	46%	45%	Varner & EARU complete. Installation underway at Max. Locks delivered. Working on bullpens now.
KBR4Q95	13 & 15 Barracks Door Revisions	174,000	136,711	37,289	79%	72%	All doors and locks installed in 13 Barracks. 15 barracks has been remeasured for quality assurance and we are fabricating the revisions at this time at Central Maintenance.
7004828	Entegrity Energy Improvements Phase 2 at Tucker and Max	18,603,150	16,674,233	1,928,917	90%	85%	Lighting, plumbing and water are complete at the Max and Tucker Unit. HVAC has began at the Max and Tucker Unit and is expected to for the next several months, depending on weather.
KBSHW18	Tucker Water Treatment	1,093,848	116,411	977,437	11%	0%	The original blueprints has been completed and approved. The detail drawings are complete. Submittals has been presented to DBA for final approval. Awaiting notice to proceed. The funds spent on this project is reflective of engineering and design fees.
KBSFW18	Max Armory	100,000	67,089	23,195	77%	45%	We have our notice to proceed from DBA. Work has started on this project. Plumbing line and foudation work complete. Slab poured and the block walls are 100% complete. The blocks will be filled on 10/7. Funds spent on this project is reflective of material pre-purchased prior to the start of construction.
KBR4Q95			9,716.04				
7004810	Administrative East Roof Replacement	2,153,257	637,109	1,516,148	30%	55%	The funds spent is reflective of engineering fees. RLW was completed on 9/11/22. Once that phase is complete they will move to the upper section to begin the TPO roof. Admin East is 55% complete with new TPO roof and metal deck replacment.
7004810	Central Warehouse Roof Replacement	424,000	27,372	396,628	6%	0%	
7004810	RLW Roof Replacement	2,722,743	728,300	1,994,442	27%	11%	
865C	NCU Perimeter Security	600,000	20,625	542,766	10%	15%	We have received the notice to proceed from DBA. The pre-con meeting was made on June 22nd to assess mobilization and start date for the project. In person sites visits are complete. The ETA on this project is September 19, 2022. The funds spent is reflective of on-call design fees.
7004820			30,334				
KBR4Q95			6,275				
N98	Max Re-Entry Generator Project	135,000	16,635	118,365	12%	7%	Plans submitted to DBA. We have received our notice to proceed on this project. Funds spent are reflective of engineering fees and site work at location.
KBR4Q95	NCU Generator	202,000	20,081	181,919	10%	10%	DBA Approved. Generator has arrived. Funds spent on this project is on-call design fees and material needed once generator is received.
7004820	Tucker 10 Barracks Sidewalk	70,259	32,679	37,580	47%	88%	Sidewalk is complete. This project has several additional elements added that will better secure movement through the compound. The difference in funds spent and construction complete is due to use of on-site material identified after the budget was approved.
7004820	Lethal Fence Control for Cummins, Varner SuperMax, Tucker Max, & EARU	1,090,000	64,207	1,025,793	6%	5%	Project has cleared DBA. The project has been awarded to Tri-State. Notice to proceed has been issued. Pre-con meeting was held on August 4, 2022. ETA on start of this project November 14, 2022. Material and part delays has driven the delay on project. Funds spent on this project is reflective of on-call design fees.



CONSTRUCTION BUDGET / STATUS REPORT - OCTOBER 6, 2022 — [Page 2 of 2]

Fund	Project Description	Approved Budget	Actual Budget Spent	Available Budget	\$ % Complete	Construction % Complete	Notes
<u>Telephone Projects</u>							
Maintenance & Operations	Fire Alarm Upgrades (All Units)	41,000	4,448	36,552	11%	10%	on-going
	Stainless Steel - Kitchen/Shower/Restrooms - All Units	20,000	0	20,000	0%	0%	continual need
	Gates and Fences all units	25,000	6,689	18,311	27%	25%	to improve security
	ACA Maintenance	100,000	7,625	92,375	8%	8%	Working with Wrightsville, Benton and Tucker with FY23 ACA.
	ADA Projects - All Units	10,000	0	10,000	0%	0%	Working with Varner for the sports field sidewalk.
	Fast Top Floor Systems (kitchen/laundry/showers all units)	25,000	0	25,000	0%	0%	Benton complete. MCWRC flooring has been delivered. Ouachita kitchen material has been ordered and awaiting arrival.
	Camera Equipment - All Units	320,000	63,957	256,043	20%	20%	cameras as requested/approved.
	Lock/Riot Gates - All Units	90,500	26,118	64,382	29%	27%	on-going.
	AC Units-All Units	70,000	18,424	51,576	26%	26%	repairing & replacing daily.
	Subtotal	\$ 701,500	\$ 127,260	\$ 574,240			
Capital Projects FY22 Carry Forward	Metal Ceilings	25,000	0	25,000	0%	0%	Wrightsville showers are underway.
	ORCU Gravel Pit Operations	35,000	0	35,000	0%	0%	on-going.
	Dog Kennel/Horse Stable Malvern	58,000	14,785	43,215	25%	50%	Dog kennel is complete and delivered. Site work has started on horse barn and work on that project will begin as soon as the site is ready for construction. Difference in % complete and construction complete is the use of existing material on Dog Kennel.
	Emergency Generator - All Units	130,000	0	130,000	0%	0%	Cummins East Bldg generator ordered awaiting delivery. No ETA from vendor.
	Delta Perimeter Video Surveillance	622,000	31,606	590,394	5%	0%	We have received the notice to proceed from DBA. The pre-con meeting was made on June 22nd to assess mobilization and start date for the project. In person site visits were complete. As soon as the NCU project is completed the vendor will move to the Delta Unit for their system install. The funds spent is reflective of on-call design fees.
	Roof Repairs-Cummins	130,700	0	130,700	0%	0%	Need repairs at Delta, Varner, Tucker Max and Tucker. Working through repairs with vendor. We have also assessed Lee County Jail and Mississippi County Work Release. Office of State Procurement secured a State contract to purchase roofing materials. Work will begin at Varner on 10/10/22.
	Roof Repairs-Cummins Laundry		0				
	Construction/Maintenance		0				
	Roof Repairs-Delta		0				
	Roof Repairs-East Arkansas		0				
	Roof Repairs-Max		0				
	Roof Repair-McPherson		0				
	Roof Repair - NCU		0				
	Roof Repair - RLW		0				
	Roof Repairs-Tucker		0				
Roof Repairs-Varner	0						
Roof Repairs-Wrightsville	0						
Subtotal	\$ 1,000,700		\$ 46,391				
New Projects	Additional Metal Fab	10,000	0	10,000	0%	0%	
	PB Warehouse Drive Replacement	158,000	51,673	106,327	33%	49%	The fuel island portion of this project is 90% complete. We have some additional concrete that needs to be applied to the apron and it will be 100% complete.
	Subtotal	\$ 168,000	\$ 51,673	116,327			
	Architect Fees	30,000	29,278	723	98%		
Total	\$ 1,900,200	\$ 254,601	\$ 1,645,599				

Notes Report has not been reconciled against Accountings Reconciled Reports. Tolerance/Deviation is with in 1% of Projected Spending.