



BOARD REPORT

May 2022



Dexter Payne,
Director

DIVISION OF
CORRECTION



@ARDeptofCorrections



@adcpio



@arcorrections

POPULATION REPORT

RESEARCH/PLANNING

April 2022 Admissions and Releases –

Admissions for April 2022 totaled **611** (531-males and 80-females) while releases totaled **453** (374-males and 79 females) for a net increase in-house of **158** inmates.

Inmate Population Growth/Projection –

At the end of April 2022, the jurisdictional population for the Division of Correction totaled **17,059**, representing an increase of **36** inmates since the first of January 2022. At reporting time, calendar year 2022 has seen an increase of **9** inmates per month, which is down from an average monthly increase of **77** inmates per month during calendar year 2021.

Average County Jail Back-up –

The backup in the county jails averaged **1,463** inmates per day during the month of April 2022, which was down from the per-day average of **1,605** inmates during the month of March 2022. Of the **1,463** average, short-term revocations accounted for **541** (453 males and 88 females) during the month.

INSTITUTIONS

INMATE INSTITUTIONAL GRIEVANCES

Inmate Formal/Informal Grievances: During April, a total of 1,256 formal grievances and 2,018 informal grievances were filed at various units.

Institutional Grievances Appeals: There was a total of 406 appeals of institutional grievances received in April. Of those, 303 were acknowledged and 103 were rejected for various reasons. Of the total 274 appeals answered, 273 had no merit and one had merit.

FARM

The month of April brought warmer temperatures and drier conditions. The planting of corn and rice was started at the Cummins Unit, but Tucker Unit and East Arkansas Regional Unit weren't able to begin because of wet conditions. Several storms that blew through the state during the month missed the farms, so there was no hail or wind damage to the wheat crop.

Garden planting started around the state as ground conditions allowed. Onions were harvested at the Cummins Unit during the month.

During the month, a very successful calving season, with minimal problems for the beef operation, began winding down. In the fall, a decision was made to retain all of the heifer calves. Those heifers were placed on wheat for the winter. After evaluating them, it was determined that 217 met the standards to go into the breeding herd in 2022.

Milk production was up for the month and egg production remained steady.

REGIONAL MAINTENANCE HOURS

Regional Maintenance Hours	April 2022
Benton Unit	7,115
Delta Regional Unit	2,592
East Arkansas Regional Unit	1,456
Grimes Unit	2,024
McPherson Unit	2,412
Mississippi County Work Release	1,344
North Central Unit	7,656
Ouachita River Correctional Unit	2,264
Randall L. Williams Unit	4,584
Texarkana Regional Correctional Center	248
Tucker Unit	1,472
Varner Unit	3,680
Wrightsville Unit	4,488
Total Hours	41,335

WORK RELEASE RENT REPORT

Unit	April 2022
Benton Unit	\$82,025.00
Mississippi County Work Release	\$54,740.00
Northwest Arkansas Work Release	\$37,978.00
Pine Bluff Work Release	\$32,878.00
Texarkana Regional Correctional Center	\$44,285.00
Wrightsville Hawkins Unit	\$26,588.00
Total	\$278,494.00

REENTRY

RANDALL L. WILLIAMS
JUVENILE EDUCATION PROGRAM

April 2022 Capacity: 20	Beginning Count	New Commitments	DCR/Punitive	Transferred/ Turned 18*	Paroled	End Count
Juveniles*	8	1	0	0	0	9

*Juveniles are transferred from the program once they reach the age of 18.

WORKFORCE ALLIANCE FOR GROWTH IN THE ECONOMY (WAGE)

April 2022 Capacity: 120 Unit:	Beginning Count	Admissions During Mo.	Removed*	Completed	End Count
Delta	0	0	0	0	0
Ester	0	0	0	0	0
Hawkins	19	11	3	1	26
McPherson	0	0	0	0	0
Ouachita River	0	0	0	0	0
Tucker	0	0	0	0	0
Wrightsville	6	9	6	1	8
TOTAL	25	20	9	2	34

*The "Removed" column indicates the number of participants who transferred, signed out, received a disciplinary, were removed because test scores were not returned/were too low to continue, or were released from prison.

ADVANCED PRINCIPLES AND APPLICATIONS FOR LIFE PROGRAM (APAL)

April 2022 Capacity: 86	Beginning Count	Admissions During Mo.	Removed*	End Count
Ester	50	20	18	52
Hawkins	25	0	7	18
TOTAL	75	20	25	70

Advanced PAL is an 18-month reentry program that combines a pre-release curriculum with the PAL program.

*The "Removed" column indicates the number of participants who paroled, completed the program, withdrew from the program, transferred, or were removed from the program for another reason.

WRIGHTSVILLE-HAWKINS
PATHWAY TO FREEDOM PROGRAM

April 2022 Capacity: 200	Beginning Count	Enrolled During the Month	Removed	End Count*
Wrightsville-Hawkins PTF	198	22	28	192

THINK LEGACY

April 2022 Capacity: 635 Unit	Beginning Count	Admitted	Graduated	Removed*	End Count
Cummins	48	0	0	11	37
Delta Regional	24	0	0	9	15
East Arkansas Regional	41	0	0	24	17
McPherson	39	0	0	2	37
North Central	43	0	0	3	40
Ouachita River	33	0	0	6	27
Tucker	35	0	0	0	35
Total	263	0	0	55	208

*The "Removed" column indicates the total number of participants who paroled, signed out, transferred, or were removed from the program for any other reason and are no longer in the barracks.

TRAINING

DIVISION OF CORRECTION
TRAINING - APRIL 2022

BASIC TRAINING DIVISION –

Under the direction of Instructor Nicholas Reed, 54 cadets graduated from **BCOT Class 2022-C** on April 1. The Willis H. Sargent Award was presented to Cedron Jackson of the Varner Unit.

Academic Awards were presented to the following:

- 1st – Ryan Caldwell, North Central Unit
- 2nd – Jacquelyn Peterman, North Central Unit
- 3rd – Robin Collins, Maximum Security Unit

Recipients of *Physical Fitness Awards* were:

- 1st – Kerie Nelson, Tucker Unit
- 2nd – Abasse Diarrassouba, Tucker Unit
- 3rd – Teresa Hanlon, Grimes Unit

Instructor Michael Lennox's **BCOT Class 2022-D** graduated on April 22, with a total of 50 cadets. Rachael Head, of the McPherson Unit, was presented with the Willis H. Sargent Award for the class.

ADC TRAINING, continued

Academic Awards were presented to the following:

- 1st – Rachael Head, McPherson Unit
- 2nd – William Young, Ouachita River Correctional Unit
- 3rd – Austin Blevins, Cummins Unit

Recipients of Physical Fitness Awards were:

- 1st – Michael Harris Jr., Randall L. Williams Unit
- 2nd – Joseph Adkisson, Grimes Unit
- 3rd – Devon Glasper, Cummins Unit

IN-SERVICE DIVISION –

Classes offered by the Training Academy during the month included:

- April 6 – *Management Level I*, Various Instructors (39 students)
- April 12 – *CPR Instructor Course*, Instructor TyJunia Clark, ACC (14 students)
- April 15 – *OC Instructor Training*, Instructor Randy Shores (22 students)
- April 18 – *Train the Trainer Class*, Various Instructors (20 students)
- April 25 – *Firearms Instructor Course*, Instructor Robert Potter and Lyn McCallister (20 students)

eCADEMY –

During April, 463 ADC employees completed a total of 8,184 hours of eCADEMY training.

HEALTH/CORRECTIONAL PROGRAMS

CHAPLAINCY SERVICES

All Facilities – The Islamic month of Ramadan began on April 3. Accommodations were made in fulfillment of agency policy in order that Muslim inmates in all facilities may observe Ramadan practices. A total of 1,227 inmates statewide signed up to observe Ramadan. The only facility without any observing residents was Hawkins.

East Arkansas Regional Unit – Volunteers from the Institute for Basic Life Principles conducted the Advanced Seminar from April 25-28 in the PAL program. A total of 42 inmates completed the seminar.

Ester Unit – The PAL and APAL programs held a joint graduation on April 22, with 12 inmates graduating from PAL and six graduating from APAL. Deputy Warden Emmer Branch served as the guest speaker, and refreshments were provided by volunteers for all of the graduates and attendees.

Maximum Security Unit – The first post-pandemic in-person chapel worship service took place on April 1 with 22 inmates in attendance.

Six inmates took part in the first in-person post-pandemic Jumu’ah Prayer service on 04/08.

On 04/17, 12 inmates observed the Feast of Unleavened Bread.

McPherson Unit – An Easter treat of a bag of cookies was given to every inmate at the unit on April 15.

Randall L. Williams Unit – Worship services resumed on Sundays during the month of April. Barracks attended in rotation in keeping with security and health precautions. An average of 35 inmates participated in each general population service, and an average of 42 inmates attended the reinstated in-person Jumu’ah Prayer gatherings.

ACCREDITATION

ACA Internal Audits Completed:

- 04/06–04/07 NWAARC Reaccreditation (100% on Mandatory Standards/Best Practices and 100% on Non-Mandatory Standards/Best Practices)
- 04/12–04/13 Correctional Industries Reaccreditation (100% on Mandatory Standards/Best Practices and 100% on Non-Mandatory Standards/Best Practices)
- 04/19–04/20 TRCC Reaccreditation (100% on Mandatory Standards/Best Practices and 99% on Non-Mandatory Standards/Best Practices)

Fire/Safety and Sanitation Independent Audits Conducted by the Fire and Sanitation Coordinator:

- 04/25–04/29 Wrightsville Independent Audit

VOLUNTEER SERVICES

Total Number of Volunteer Hours for April 2022:

Unit/Program	Hours
Delta Unit	0
East Arkansas Regional Unit	0
McPherson Unit	0
Mississippi County Work Release Center	0
Northwest Arkansas Work Release Center	16
Ouachita River Correctional Unit	0
Pine Bluff Complex	0
Texarkana Regional Correctional Center	0
Varner	0
PAWS	10
Think Legacy	0
WAGE	302
Religious Services/Chaplaincy	1,958
Total Hours	2,286

MENTAL HEALTH SERVICES

Reduction of Sexual Victimization Program (RSVP) and Sex Offender Treatment Programs (SOFT):

April 2022	Capacity	Beginning Count	Completed	Removed	Admissions	End Count
RSVP	238	235	87	3	0	145
SOFT	30	6	1	1	0	4
Total	268	241	88	4	0	149

There are 1,258 males on the waiting list for RSVP and 11 females on the waiting list for SOFT who are within five years of their TE date. Of those, 14 inmates are mandated by the Parole Board.

The average time on the waiting list from request is between one and two months for those stipulated.

*The total on the waiting list, including those not currently within the identified timeframe, is 1,548 males and 13 females. Of these, 1,215 are eligible and 346 are ineligible for the program. There is one PREA inmate in the program at this time.

***Ineligibility is due to being in restrictive housing, having class IV status, or receiving a major disciplinary within the last 60 days.**

Therapeutic Community (TC):

April 2022	Capacity	Beginning Count	Completed	Removed	Admissions	End Count
Tucker	62	58	0	2	3	59
Wrightsville	50	48	0	3	3	48
Total	112	106	0	5	6	107

There are 651 males and 188 females on the waiting list who are within ten years of their release date. Of those, 26 are mandated by the Parole Board.

The average time on the waiting list from request is ten days.

*The total on the waiting list, including those not currently within the identified timeframe, is 865 males and 202 females. Of these, 865 are eligible and 202 are ineligible for the program.

***Ineligibility is due to being in restrictive housing, having class IV status, or receiving a major disciplinary within the last 60 days.**

Substance Abuse Treatment Program (SATP):

April 2022	Capacity	Beginning Count	Completed	Removed	Admissions	End Count
Benton	20	18	6	0	3	15
Cummins	45	45	6	5	10	44
Maximum Security	4	4	3	0	0	1
Randall L. Williams	150	143	11	6	19	145
Wrightsville	100	102	11	1	9	99
Total	319	312	37	12	41	304

There are 2,148 males and 200 females on the waiting list who are within five years of their release date. Of those, 59 are mandated by the Parole Board.

The average time on the waiting list from request is 14 days.

*The total on the waiting list, including those not currently within the identified timeframe, is 2,824 males and 227 females. Of these, 2,407 are eligible and 644 are ineligible for the program.

***Ineligibility is due to being in restrictive housing, having class IV status, or receiving a major disciplinary within the last 60 days.**

PILOT PROGRAM – Substance User Rehabilitation Services (SURS):

April 2022	Capacity	Beginning Count	Completed	Removed	Admissions	End Count
McPherson	150	126	42	10	61	135
Grimes	50	44	25	2	32	49
Total	200	170	67	12	93	184

MENTAL HEALTH SERVICES, continued

Substance Use Intervention Program:

The Substance Use Intervention Program had no admissions and five discharges for an end-of-month count of 26 in April. This program is housed at the Varner Unit and is for inmates found guilty of a disciplinary violation for drug use or drug possession.

Ouachita River Correctional Unit (ORCU) Residential Program Unit (RPU):

The RPU had eight admissions and two discharges in April for an end-of-month count of 126.

McPherson Unit Mental Health Residential Program Unit (RPU):

There were four admissions and four discharges in April for an end-of-month count of 40.

Habilitation Program:

The Habilitation Program at the Ouachita River Correctional Unit provided treatment services to 47 inmates in April. There were three admissions and one discharge, which resulted in an end-of-month count of 46.

Anger Management Treatment:

The Anger Management Treatment Program at the Cummins Unit did not provide treatment services to any inmates in April. There were no admissions or discharges, for an end-of-month count of zero.

Suicide:

There were 110 suicidal threats in April. There were three attempts, which resulted in one death.

Staffing:

The following Mental Health Services and Substance Abuse Treatment Program (SATP) positions were vacant in March and April 2022:

Positions	FTE's*	March 2022	April 2022
Psychologists	14	5	6
Psychological Examiners	2	2	2
Social Workers	31	16	16
Licensed Professional Counselors	2	1	1
Rehab Director	1	1	1
Rehab Facility Supervisors	3	1	1
Advisors	64	20	22
Substance Abuse Program Coord.	6	2	3
Substance Abuse Program Leaders	40	9	8
Administrative Specialists	17	2	2

*FTE refers to authorized Full Time Equivalent positions.

ADDITIONAL MENTAL HEALTH AND MEDICAL INFORMATION

Self-Study Classes:

Classes	Number of Participants	Number Completed	Waiting List
Anger Management	200	198	957
Thinking Errors	184	184	995
Substance Abuse Education	234	224	658
Communication Skills	152	152	879
Domestic Violence	54	54	183
Victims of Domestic Violence	26	26	136
Stress Management	249	249	876
Parenting	122	122	369

Outpatient:

There were 2,219 inmates on the mental health medical log at the beginning of April. Mental Health staff conducted the following contacts during the month:

Case Management Contacts	2,034
Requests for Interviews	986
Testing	1
Intakes	658
Unit Requests	1,754
Pre-Lockup Reviews	419
Routine Restrictive Housing Reviews	754
Restrictive Housing Rounds	17,766
PREA Evaluations	64
Routine Follow-up	186
834 Requests	129

ADDITIONAL MENTAL HEALTH AND MEDICAL INFORMATION, *continued*

County Mental Health Requests:

During April, there were 280 requests received of a mental health nature. Of those, 118 inmates were fast-tracked to ADC.

Note: Most inmates were not transferred due to COVID-19.

County Medical Health Requests:

During April, there were 489 requests received of a medical nature. A total of six inmates were fast-tracked to ADC.

Medical Contract Reimbursements:

Sanction reimbursements for ADC in March amounted to \$35,350.00.

Deaths:

There were four inmate deaths during the month of April. Three were claimed and one was cremated.

Wellpath:

See attachment for Wellpath’s report regarding outside beds and emergency room visits.

Medical Grievances:

In April, there were 120 appeals of medical grievances received and 133 appeals were answered. Eight were found to be with merit.

SEX OFFENDER ASSESSMENT

Assessments Completed:

Risk Level	April	September 1999 through April 2022
Level 1	1	1,223
Level 2	46	8,810
Level 3	20	7,559
Level 4	0	735
Default 3	10	*
Total	77	18,327
*Default Level 3’s are included in the total number of Level 3’s to date.		

ACIC Numbers:

The total number of sex offenders registered from September 1999 through April 2022:

Compliant	8,565
Delinquent	1,452
Confined	3,488
Out-of-State	4,037
Address Unknown	148
Deported	210
Incapacitated	111
Out of USA	20
Total	18,031

Consistent with current Arkansas law, deceased offenders no longer remain on the registry.

PAWS IN PRISON

April 2022 Unit	Enrolled	Graduated	Foster	Volunteer Hours
Hawkins Unit	7	2	0	0
Maximum Security Unit	9	3	0	2
McPherson Unit	8	0	0	0
North Central Unit	3	2	0	0
Ouachita River Correctional Unit	8	1	0	0
Randall L. Williams Unit	4	0	0	6
Tucker Unit	11	5	0	2
Total	50	13	0	10

Completed Paws in Prison Training:

April 2022 Program Graduates	13
YTD 2022 Program Graduates	64
Total Graduates Since Inception (December 2011)	1,934
Dogs Currently in Foster (Graduated, but Not Adopted)	0
April 2022 Volunteer Hours	10
YTD Volunteer Hours	38

INFORMATION TECHNOLOGY

INMATE TABLETS – Within the Division of Correction, a total of 10,732 inmate tablets were leased during April.

INMATE VIDEO VISITS – Inmates completed 10,751 video visits during the month and missed 329 within the Division of Correction.

CONSTRUCTION/MAINTENANCE

PROJECT UPDATES

SEE CONSTRUCTION BUDGET / STATUS REPORT IN ATTACHMENTS SECTION (PAGES 24-25).

AGENCY HIGHLIGHTS

APRIL 2022

ACA REACCREDITATION AWARDED TO THREE ADC FACILITIES

Reaccreditation was the word in April for three ADC facilities facing auditors from the American Correctional Association (ACA).

On April 7, Deputy Warden Stephen Simmons and the outstanding staff at the **Northwest Arkansas Work Release Center** earned ACA reaccreditation with stellar results: 100% on both Mandatory and Non-Mandatory Standards/Best Practices.



Assistant Director Rick Cooper, **Correctional Industries** Administrator Eddie Powell and their wonderful staff followed suit on April 13 when they were also awarded ACA reaccreditation by earning 100% on both Mandatory and Non-Mandatory Standards/Best Practices.



Finishing out the month strong, Deputy Warden Lillie Phillips and the excellent staff at the **Texarkana Regional Correctional Center** were reaccredited by ACA with scores of 100% on Mandatory Standards/Best Practices and 99% on Non-Mandatory Standards/Best Practices on April 20.



PROMOTIONS

Some of the security promotions highlighted during the month of April included:

Cummins Unit

- Sgt. Markies Bass
- Sgt. Bryan Johnston
- Sgt. Dreifus Smith

East Arkansas Regional Unit

- Sgt. Brittany Edmond

Ester Unit

- Lt. Jared Womble

Grimes Unit

- Sgt. Jeremy Haverstick

Hawkins Unit

- Sgt. Lyunna Thompson
- Sgt. Jimmy Via Jr.

Maximum Security Unit

- Sgt. Stacy Davis
- Sgt. Cadijah Jackson
- Sgt. John Martin

McPherson Unit

- Sgt. Jacob Cook
- Sgt. Gage Garland
- Sgt. Stephanie LaChance
- Sgt. Randall Malott
- Lt. Jessica Smith
- Sgt. Monica Williams

North Central Unit

- Sgt. Corey Brewer

Ouachita River Correctional Unit

- Sgt. Wyeth Champion
- Sgt. Dean Lane
- Sgt. Shaquita Webster

Pine Bluff Unit

- Sgt. Majestic Dismute

Randall L. Williams Unit

- Lt. Kentarious Tate

Tucker Unit

- Sgt. Shamond Pugh
- Sgt. Tavian Ross
- Sgt. Antoine White

Varner Unit

- Lt. Lequista Swopes
- Sgt. Hattie Treadwell

Wrightsville Unit

- Sgt. Jacquese Rainey



Sgt. Monica Williams



Sgt. Monica Williams



Sgt. Majestic Dismute



Lt. Kentarious Tate

AGENCY HIGHLIGHTS, *continued*

STAFF APPRECIATION

Cummins Unit Warden Gary Musselwhite presented four of his staff members with a certificate of recognition. Honored for going above and beyond the call of duty were Capt. Quintin Mixon, Cpl. Caterius Monroe, Lt. Angela Haynie and Sgt. Moni Stinyard.



CHALLENGE COIN AWARDED

Director Payne presented Sgt. Jared Womble of the Barbara Ester Unit with the Director's Challenge Coin and Letter of Commendation for going above and beyond the call of duty.



ADC REENTRY SUMMIT


On April 25, ADC hosted a Reentry Summit at New Life Church in downtown Little

Rock to kick off Reentry Week. The theme for the event was "Rewriting the Story to Reentry." Featuring speakers from ADC, counseling centers and treatment facilities, the summit proved to be an excellent opportunity for networking with other agencies and professionals while discussing strategies to reduce recidivism.



VARNER UNIT HORSEMANSHIP CLASS

During the month, Capt. Hector Cendejas of the Cummins Unit held a Horsemanship Class for Field Security staff at the Varner Unit, instructing them on safe horse-riding practices.



CRIMINAL JUSTICE STUDENTS HEAR FROM BENTON UNIT

In April, Cheryl Carroll, HR Assistant and Cpl. Jacqueline Cox of the Benton Unit had the opportunity to speak to the Criminal Justice students at Arkansas State University Three Rivers in Malvern.



Their presentation covered recruiting, the hiring process, benefits and incentives offered by ADC as well as what it's like to work for ADC.

FAITH-BASED PROGRAM GRADUATIONS HELD AT NORTH CENTRAL UNIT


During the month, the North Central Unit held the Principles and Applications for Life (PAL) and Prison Fellowship Academy (PFA) graduation.



We congratulate the recent graduates, staff and volunteers on this huge accomplishment.

THANK YOU FROM RAZORBACKS COACH

A talented inmate from the Ouachita River Correctional Unit created an amazing art piece celebrating the Arkansas Razorbacks victory over the Texas Longhorns. Head Football Coach Sam Pittman sent a personal thank you for the special gift.



REGIONAL MAINTENANCE PROJECT HIGHLIGHTS
APRIL 2022

Wrightsville Ballpark Cleanup

Wrightsville Regional Maintenance – April 1:



Hickey Park Baseball Field Cleanup (Flippin)

North Central Regional Maintenance – April 4:



Tent/Chairs Set Up at Calhoun Co. Fairgrounds

Pine Bluff Regional Maintenance – April 5:



McCabe Park Cleanup (Mountain Home)

North Central Regional Maintenance – April 6:



Baseball Field Weeding/Trash Pickup (Dumas)

Vanner Regional Maintenance 1 – April 8:



Grinding Tires at Jefferson Co. Recycling Center

Pine Bluff Regional Maintenance – April 28:



2022 INFORMAL GRIEVANCE REPORT

Month	BENTON	HAWK/M	HAWK/F	WRTS	EARU & MX	GRIMES	RLW	MCWR	MCPH	MSU	NCU	PBU	NWA	TU	TRCC	VSMX	VU	CU & CMU	ORCU	Ester	DRU	TOTAL
JAN	3	18	36	92	227	198	42	0	262	122	100	58	0	55	1	436	40	172	135	46	159	2,202
FEB	1	8	37	54	188	166	15	0	375	111	111	54	0	43	1	309	43	112	130	38	125	1,921
MAR	1	35	32	105	197	184	31	0	326	90	67	66	0	48	5	434	45	96	88	30	149	2,029
APR	0	15	25	72	207	176	18	0	285	95	86	46	0	68	0	487	33	143	139	25	98	2,018
MAY	0	0	0	0	0	0	0	0	0	0	0	0	0	0	0	0	0	0	0	0	0	0
JUN	0	0	0	0	0	0	0	0	0	0	0	0	0	0	0	0	0	0	0	0	0	0
JUL	0	0	0	0	0	0	0	0	0	0	0	0	0	0	0	0	0	0	0	0	0	0
AUG	0	0	0	0	0	0	0	0	0	0	0	0	0	0	0	0	0	0	0	0	0	0
SEPT	0	0	0	0	0	0	0	0	0	0	0	0	0	0	0	0	0	0	0	0	0	0
OCT	0	0	0	0	0	0	0	0	0	0	0	0	0	0	0	0	0	0	0	0	0	0
NOV	0	0	0	0	0	0	0	0	0	0	0	0	0	0	0	0	0	0	0	0	0	0
DEC	0	0	0	0	0	0	0	0	0	0	0	0	0	0	0	0	0	0	0	0	0	0
TOTAL	5	76	130	323	819	724	106	0	1,248	418	364	224	0	214	7	1,666	161	523	492	139	531	8,170

2022 FORMAL GRIEVANCE REPORT

Month	BENTON	HAWK/M	HAWK/F	WRTS	EARU & MX	GRIMES	RLW	MCWR	MCPH	MSU	NCU	PBU	NWA	TU	TRCC	VSMX	VU	CU & CMU	ORCU	Ester	DRU	TOTAL
JAN	2	4	14	42	310	103	33	0	115	136	61	29	0	49	0	193	12	134	83	23	87	1,430
FEB	0	1	13	32	244	98	11	0	126	132	58	54	0	27	1	177	25	90	66	22	75	1,252
MAR	0	11	10	35	208	122	31	0	139	135	40	33	0	46	1	204	19	66	75	12	68	1,255
APR	0	3	11	38	287	98	15	0	114	105	44	13	0	37	0	243	17	82	81	6	62	1,256
MAY	0	0	0	0	0	0	0	0	0	0	0	0	0	0	0	0	0	0	0	0	0	0
JUN	0	0	0	0	0	0	0	0	0	0	0	0	0	0	0	0	0	0	0	0	0	0
JUL	0	0	0	0	0	0	0	0	0	0	0	0	0	0	0	0	0	0	0	0	0	0
AUG	0	0	0	0	0	0	0	0	0	0	0	0	0	0	0	0	0	0	0	0	0	0
SEPT	0	0	0	0	0	0	0	0	0	0	0	0	0	0	0	0	0	0	0	0	0	0
OCT	0	0	0	0	0	0	0	0	0	0	0	0	0	0	0	0	0	0	0	0	0	0
NOV	0	0	0	0	0	0	0	0	0	0	0	0	0	0	0	0	0	0	0	0	0	0
DEC	0	0	0	0	0	0	0	0	0	0	0	0	0	0	0	0	0	0	0	0	0	0
TOTAL	2	19	48	147	1,049	421	90	0	494	508	203	129	0	159	2	817	73	372	305	63	292	5,193

INMATE INSTITUTIONAL GRIEVANCE APPEAL REPORT – APRIL 2022

	Acknowledged	Rejected	Processed W/O Merit	Processed W/ Merit
Benton Unit	0	0	0	0
Benton Work Release	0	0	0	0
Cummins Unit	16	2	12	0
Cummins Modular Unit	0	0	0	0
Delta Regional Unit	9	10	3	0
East Arkansas Regional Unit	17	1	15	0
East Arkansas Regional Max Unit	49	10	45	1
Ester Unit	3	0	2	0
Grimes Unit	31	9	33	0
Maximum Security Unit	24	11	22	0
Tucker Re-Entry	0	0	0	0
McPherson Unit	23	11	23	0
McPherson Mental Health Residential Program Unit	0	0	0	0
Mississippi County Work Release Center	0	0	0	0
Northwest Arkansas Work Release Center	0	0	0	0
North Central Unit	3	2	5	0
Ouachita River Correctional Unit	9	5	7	0
ORCU Hospital	0	0	0	0
ORCU New Commitment	0	0	0	0
ORCU Mental Health Residential Program Unit	0	0	0	0
Pine Bluff Unit	1	5	8	0
Pine Bluff Re-Entry	0	0	0	0
Randall L. Williams Correctional Facility	7	3	4	0
Texarkana Regional Correctional Center	0	0	0	0
Tucker Unit	6	3	4	0
Varner Super Max	86	27	74	0
Varner Unit	3	1	3	0
Wrightsville Unit	14	1	11	0
Hawkins Center	2	1	2	0
Hawkins for Males	0	1	0	0
Hawkins SPU	0	0	0	0
Total	303	103	273	1

ADMISSIONS AND RELEASES – APRIL 2022

<u>Admissions</u>	<u>Male</u>	<u>Female</u>	<u>Total</u>
Asian	2	0	2
Black	194	16	210
Hispanic	18	0	18
Native American Indian	1	0	1
Native Hawaiian or Pacific Isl.	3	0	3
White	310	64	374
Other	1	0	1
Unknown	2	0	2
Total	531	80	611

<u>Releases</u>	<u>Male</u>	<u>Female</u>	<u>Total</u>
Asian	0	0	0
Black	126	11	137
Hispanic	13	5	18
Native American Indian	1	0	1
Native Hawaiian or Pacific Isl.	0	0	0
White	234	63	297
Other	0	0	0
Unknown	0	0	0
Total	374	79	453

ADC INMATE POPULATION GROWTH 2000-2028 - APRIL 2022

Updated 04/30/2022

Mo.	2000	2001	2002	2003	2004	2005	2006	2007	2008	2009	2010	2011	2012	2013	2014	2015	2016	2017	2018	2019	2020	2021	2022
Jan.	11,984	11,908	12,402	13,015	13,105	13,595	13,481	13,839	14,518	14,796	15,334	16,312	15,134	14,815	17,481	18,142	17,785	17,824	18,201	17,958	17,989	16,119	17,154
Feb.	12,169	12,022	12,529	13,054	13,166	13,783	13,633	14,012	14,603	14,883	15,374	16,209	14,990	15,008	17,438	18,082	17,625	17,608	17,998	17,846	18,181	16,120	17,077
March	12,006	12,033	12,299	13,108	13,088	13,418	13,534	13,772	14,580	14,843	15,290	16,095	14,964	14,665	17,395	18,233	17,573	17,666	18,089	17,898	17,860	16,085	16,992
April	12,069	12,167	12,465	13,213	13,323	13,469	13,554	13,851	14,769	14,937	15,570	16,172	15,124	14,850	17,604	18,703	17,815	17,798	18,227	17,977	17,331	16,250	17,059
May	12,109	12,384	12,558	13,463	13,556	13,528	13,711	14,146	14,880	15,146	15,694	16,062	15,132	15,074	17,593	18,693	17,769	17,652	17,945	17,817	16,694	16,476	
June	12,005	12,108	12,439	13,418	13,389	13,251	13,430	13,915	14,700	15,025	15,564	15,554	14,832	14,825	17,340	18,813	17,973	17,963	17,972	17,942	16,552	16,560	
July	12,030	12,190	12,622	13,509	13,528	13,286	13,560	14,082	14,868	15,195	15,807	15,519	14,879	15,379	17,522	18,870	18,130	18,180	18,005	18,002	16,511	16,638	
August	12,087	12,371	12,815	13,565	13,632	13,419	13,646	14,224	15,100	15,385	15,829	15,240	14,675	16,103	17,549	18,806	17,919	18,051	17,751	18,090	16,367	16,655	
September	11,983	12,289	12,774	13,341	13,516	13,237	13,652	14,217	14,850	15,285	16,025	15,172	14,724	16,412	17,605	18,549	18,026	18,179	17,865	17,856	16,215	16,698	
October	12,119	12,348	12,942	13,341	13,584	13,363	13,775	14,349	14,836	15,381	16,311	15,271	14,856	16,993	17,880	18,430	18,127	18,348	17,943	17,947	16,311	16,821	
November	12,094	12,408	13,162	13,408	13,706	13,587	13,913	14,437	15,025	15,340	16,460	15,205	14,625	17,168	17,848	17,981	17,573	17,973	17,666	18,060	16,165	16,982	
December	11,856	12,333	12,845	13,106	13,470	13,338	13,728	14,315	14,716	15,199	16,204	15,062	14,654	17,235	17,874	17,707	17,537	18,078	17,799	17,759	16,094	17,023	
Net Ann. Inc.	29	477	512	261	364	-132	390	587	401	483	1,005	-1,142	-408	2,581	639	-167	-170	541	-279	-40	-1,665	929	36
Avg. Mo. Inc.	2	40	43	22	30	-11	33	49	33	40	84	-95	-34	215	53	-14	-14	45	-23	-3	-139	77	9

Population is total jurisdictional count at end of each month. Population at end of month December 1999 was 11,827.

Average monthly population increased for past fifteen years 2007 - 2021 is 18

Average monthly population increased for past ten years Jan. 2012 - Dec 2021 is 16

Average monthly population decreased for past five years 2017 - 2021 is -9

Projected at Growth of 18 per Month

Mo.	2008	2009	2010	2011	2012	2013	2014	2015	2016	2017	2018	2019	2020	2021	2022	2023	2024	2025	2026	2027	2028
	Actual	Actual	Actual	Actual	Actual	Actual	Actual	Actual	Actual	Actual	Actual	Actual	Actual	Actual	Actual/Proj	Proj.	Proj.	Proj.	Proj.	Proj.	Proj.
January	14,518	14,796	15,334	16,312	15,134	14,815	17,481	18,142	17,785	17,824	18,201	17,958	17,989	16,119	17,154	17,221	17,437	17,653	17,869	18,085	18,301
February	14,603	14,883	15,374	16,209	14,990	15,008	17,438	18,082	17,625	17,608	17,998	17,846	18,181	16,120	17,077	17,239	17,455	17,671	17,887	18,103	18,319
March	14,580	14,843	15,290	16,095	14,964	14,665	17,395	18,233	17,573	17,666	18,089	17,898	17,860	16,085	16,992	17,257	17,473	17,689	17,905	18,121	18,337
April	14,769	14,937	15,570	16,172	15,124	14,850	17,604	18,703	17,815	17,798	18,227	17,977	17,331	16,250	17,059	17,275	17,491	17,707	17,923	18,139	18,355
May	14,880	15,146	15,694	16,062	15,132	15,074	17,593	18,693	17,769	17,652	17,945	17,817	16,694	16,476	17,077	17,293	17,509	17,725	17,941	18,157	18,373
June	14,700	15,025	15,564	15,554	14,832	14,825	17,340	18,813	17,973	17,963	17,972	17,942	16,552	16,560	17,095	17,311	17,527	17,743	17,959	18,175	18,391
July	14,868	15,195	15,807	15,519	14,879	15,379	17,522	18,870	18,130	18,180	18,005	18,002	16,511	16,638	17,113	17,329	17,545	17,761	17,977	18,193	18,409
August	15,100	15,385	15,829	15,240	14,675	16,103	17,549	18,806	17,919	18,051	17,751	18,090	16,367	16,655	17,131	17,347	17,563	17,779	17,995	18,211	18,427
September	14,850	15,285	16,025	15,172	14,724	16,412	17,605	18,549	18,026	18,179	17,865	17,856	16,215	16,698	17,149	17,365	17,581	17,797	18,013	18,229	18,445
October	14,836	15,381	16,311	15,271	14,856	16,993	17,880	18,430	18,127	18,348	17,943	17,947	16,311	16,821	17,167	17,383	17,599	17,815	18,031	18,247	18,463
November	15,025	15,340	16,460	15,205	14,625	17,168	17,848	17,981	17,573	17,973	17,666	18,060	16,165	16,982	17,185	17,401	17,617	17,833	18,049	18,265	18,481
December	14,716	15,199	16,204	15,062	14,654	17,235	17,874	17,707	17,537	18,078	17,799	17,759	16,094	17,023	17,203	17,419	17,635	17,851	18,067	18,283	18,499
Net Ann. Inc.	401	483	1,005	-1,142	-408	2,581	639	-167	-170	541	-279	-40	-1,665	929	180	216	216	216	216	216	216
Ave. Mo. Inc.	33	40	84	-95	-34	215	53	-14	-14	45	-23	-3	-139	77	15	18	18	18	18	18	18

MONTHLY POPULATION AVERAGES - APRIL 2022

Unit/Center	4/1	4/4	4/5	4/6	4/7	4/8	4/11	4/12	4/13	4/14	4/15	4/18	4/19	4/20	4/21	4/22	4/25	4/26	4/27	4/28	4/29	AVG
Benton	288	287	285	285	291	294	297	307	309	309	321	319	326	330	330	326	323	324	315	311	317	309
Cummins	1,965	1,959	1,959	1,956	1,956	1,952	1,960	1,958	1,955	1,951	1,946	1,947	1,945	1,950	1,962	1,957	1,956	1,956	1,954	1,952	1,957	1,955
Delta	607	606	616	616	615	613	613	613	611	611	608	607	603	597	597	604	604	613	613	613	613	609
E AR Reg	1,558	1,558	1,556	1,550	1,561	1,560	1,563	1,561	1,561	1,558	1,549	1,548	1,545	1,535	1,557	1,556	1,555	1,559	1,556	1,554	1,563	1,555
Ester	539	559	559	575	575	573	577	574	569	575	577	578	579	580	581	580	581	579	579	578	577	574
Grimes	1,057	1,055	1,054	1,053	1,045	1,045	1,034	1,037	1,036	1,024	1,019	1,014	1,042	1,042	1,043	1,041	1,067	1,069	1,071	1,069	1,069	1,047
Max Sec	558	560	560	560	559	559	559	559	560	560	560	559	557	559	559	559	563	558	557	558	556	559
McPherson	986	986	989	992	989	987	986	991	999	990	991	991	993	992	994	995	996	999	991	990	989	991
MCWRC	135	135	134	134	134	134	130	130	130	130	130	133	133	133	134	134	137	137	137	138	138	134
N Central	826	824	834	832	833	832	832	821	821	834	834	833	829	827	827	824	824	824	822	822	814	827
NWAWRC	99	100	100	100	100	99	99	100	100	100	100	100	100	100	100	100	100	100	100	100	100	100
Ouachita River	1,744	1,741	1,721	1,759	1,714	1,757	1,780	1,778	1,774	1,756	1,759	1,733	1,727	1,760	1,723	1,750	1,754	1,774	1,811	1,801	1,767	1,756
Randall L Williams	540	516	536	503	544	543	542	543	537	533	534	536	540	539	547	546	539	544	542	540	536	537
Pine Bluff	515	510	510	523	526	524	524	524	527	526	527	527	528	527	532	525	526	525	530	530	535	525
PB Reentry	53	53	53	54	54	54	54	54	54	54	54	54	53	52	52	53	53	53	53	53	53	53
TRCC	115	117	117	116	117	117	116	116	116	116	116	116	116	116	116	116	116	116	124	124	124	117
Tucker	603	596	596	596	595	595	595	595	594	594	596	596	596	593	592	592	590	590	589	587	595	594
Varner	1,585	1,580	1,599	1,599	1,616	1,614	1,614	1,613	1,611	1,608	1,615	1,612	1,612	1,609	1,615	1,613	1,622	1,621	1,621	1,619	1,627	1,611
Wrightsville	853	850	857	857	846	841	839	840	838	837	838	837	849	849	851	851	850	849	849	848	844	846
WR Hawkins-Females	259	259	259	259	259	257	256	256	256	254	254	255	255	254	254	254	254	247	255	255	254	255
WR Hawkins-Males	198	197	190	187	185	184	182	184	184	184	192	196	195	196	198	197	197	197	197	197	193	192
Total ADC	15,083	15,048	15,084	15,106	15,114	15,134	15,152	15,154	15,142	15,104	15,120	15,091	15,123	15,140	15,164	15,173	15,207	15,234	15,266	15,239	15,221	15,146
ALETA	15	15	15	15	15	17	17	17	17	17	17	17	17	17	17	17	17	17	17	17	17	17
Ar State Police	55	55	55	54	54	53	52	52	55	55	55	55	55	55	55	55	55	56	56	56	56	55
Co Jail / M	1,399	1,420	1,397	1,383	1,364	1,351	1,323	1,351	1,373	1,398	1,373	1,414	1,409	1,391	1,374	1,349	1,317	1,287	1,287	1,309	1,328	1,362
Co Jail / F	99	97	93	97	103	107	110	105	99	96	97	96	95	94	96	98	103	106	108	101	102	100
Total Co Jail BK	1,498	1,517	1,490	1,480	1,467	1,458	1,433	1,456	1,472	1,494	1,470	1,510	1,504	1,485	1,470	1,447	1,420	1,393	1,395	1,410	1,430	1,462
309/M	223	221	221	223	222	221	222	223	223	223	223	223	223	223	223	223	222	222	222	221	221	222
309/F	91	91	91	91	91	91	91	91	91	92	92	92	92	92	92	92	92	92	91	91	90	91
Total Act 309	314	312	312	314	313	312	313	314	314	315	315	315	315	315	315	315	314	314	313	312	311	313
Total Non ADC	1,882	1,899	1,872	1,863	1,849	1,840	1,815	1,839	1,858	1,881	1,857	1,897	1,891	1,872	1,857	1,834	1,806	1,780	1,781	1,795	1,814	1,846
Total	16,965	16,947	16,956	16,969	16,963	16,974	16,967	16,993	17,000	16,985	16,977	16,988	17,014	17,012	17,021	17,007	17,013	17,014	17,047	17,034	17,035	16,992

FISCAL YEAR 2022 COUNTY JAIL BACKUP - APRIL 2022

DAY	Jul-21	Aug-21	Sep-21	Oct-21	Nov-21	Dec-21	Jan-22	Feb-22	Mar-22	Apr-22
1	1,059	* 1,294	1,583	1,777	2,050	2,125	* 2,117	2,350	1,889	1,498
2	1,090	1,309	1,612	* 1,777	2,023	2,108	* 2,117	2,375	1,853	* 1,498
3	* 1,090	1,342	1,624	* 1,777	2,045	2,092	2,114	2,333	1,808	* 1,498
4	* 1,090	1,356	* 1,624	1,792	2,076	* 2,092	2,100	2,341	1,769	1,517
5	1,096	1,370	* 1,624	1,773	2,111	* 2,092	2,117	* 2,341	* 1,769	1,490
6	1,096	1,396	1,645	1,773	* 2,111	2,099	2,102	* 2,341	* 1,769	1,480
7	1,114	* 1,396	1,645	1,789	* 2,111	2,133	2,134	2,361	1,756	1,467
8	1,089	* 1,396	1,603	1,816	2,103	2,103	* 2,134	2,310	1,705	1,458
9	1,090	1,408	1,620	* 1,816	2,118	2,099	* 2,134	2,277	1,662	* 1,458
10	* 1,090	1,405	1,649	* 1,816	2,135	2,080	2,141	2,252	1,622	* 1,458
11	* 1,090	1,404	* 1,649	1,856	2,099	* 2,080	2,144	2,230	1,617	1,433
12	1,121	1,416	* 1,649	1,875	2,098	* 2,080	2,174	* 2,230	* 1,617	1,456
13	1,125	1,436	1,638	1,841	* 2,098	2,093	2,196	* 2,230	* 1,617	1,472
14	1,146	* 1,436	1,606	1,868	* 2,098	2,098	2,227	2,206	1,581	1,494
15	1,131	* 1,436	1,628	1,913	2,123	2,101	* 2,227	2,177	1,549	1,470
16	1,155	1,435	1,657	* 1,913	2,105	2,134	* 2,227	2,154	1,525	* 1,470
17	1,189	1,460	1,693	* 1,913	2,135	2,158	2,251	2,127	1,533	* 1,470
18	* 1,189	1,485	* 1,693	1,926	2,150	* 2,158	2,251	2,090	1,528	1,510
19	* 1,189	1,499	* 1,693	1,935	2,180	* 2,158	2,282	* 2,090	* 1,528	1,504
20	1,208	1,499	1,711	1,953	* 2,180	2,212	2,311	* 2,090	* 1,528	1,485
21	1,228	* 1,499	1,721	1,956	* 2,180	2,228	2,335	2,040	1,505	1,470
22	1,237	* 1,499	1,752	1,956	2,144	2,196	2,336	2,040	1,509	1,447
23	1,259	1,514	1,722	* 1,956	2,151	2,172	* 2,336	2,022	1,538	* 1,447
24	* 1,259	1,527	1,719	* 1,956	2,165	2,172	* 2,336	1,964	1,511	* 1,447
25	* 1,259	1,511	* 1,719	1,975	2,192	* 2,172	2,301	1,950	1,493	1,420
26	1,248	1,523	* 1,719	2,003	2,191	* 2,172	2,313	* 1,950	* 1,493	1,393
27	1,233	1,540	1,727	1,987	* 2,191	2,172	2,323	* 1,950	* 1,493	1,395
28	1,248	* 1,540	1,757	2,013	* 2,191	2,184	2,322	1,911	1,510	1,410
29	1,266	* 1,540	1,780	2,026	2,190	2,175	* 2,322		1,494	1,430
30	1,294	1,526	1,804	* 2,026	2,153	2,158	* 2,322		1,500	* 1,430
31	* 1,294	1,562		* 2,026		2,117	2,345		1,481	
Avg Daily Backup	1,170	1,450	1,676	1,896	2,130	2,136	2,229	2,169	1,605	1,463

Notes: Totals do not include 309 Contracts in County Jails (maximum of 336)

County Jail Back-up for April 2022 - 1,463

County Jail Back-up Fiscal Year Average as of April 30, 2022 - 1,792

Short-Term Revocation Program Average for April 2022 - 540

Short-Term Revocation Program Fiscal Year Average as of April 30, 2022 - 615

STTG UNIT COUNTS – APRIL 2022

Unit	Beginning Total	Confirmed	Suspected	In	Out	Paroled	Removed	Ending Total	Total Unit Population	Unit % of STTG's
Benton	71	0	0	23	4	1	0	89	325	27.38%
Cummins	638	0	0	33	22	7	0	642	1,961	32.74%
Delta	220	0	0	16	10	12	0	214	606	35.31%
EARU	613	1	0	28	10	8	0	624	1,570	39.75%
Ester	119	1	0	32	13	14	0	125	574	21.78%
Grimes	379	0	0	30	5	23	0	381	1,065	35.77%
Hawkins	47	1	1	3	3	0	0	49	445	11.01%
Max	276	0	0	12	6	2	0	280	557	50.27%
Mcperson	37	0	0	4	0	0	0	41	989	4.15%
MCWR	41	0	0	3	3	0	0	41	137	29.93%
NCU	284	0	0	22	23	9	0	274	814	33.66%
NWAWR	29	0	0	0	1	0	0	28	96	29.17%
ORCU	470	0	0	193	151	6	0	506	1,535	32.96%
ORCU Intake	73	196	0	0	165	0	0	104	252	41.27%
Pine Bluff	184	0	0	36	21	1	1	197	579	34.02%
RLW	200	0	0	60	57	2	0	201	544	36.95%
TWR	39	0	0	5	1	0	0	43	123	34.96%
Tucker	202	0	0	14	9	5	0	209	614	34.04%
Varner	668	0	0	72	60	0	0	680	1,617	42.05%
Wrightsville	297	0	3	20	5	11	0	304	842	36.10%
Total	4,887	199	4	606	569	101	1	5,032	15,245	33.01%

ORCU Intake brought in 196 new STTG members into ADC last month.

STTG DISCIPLINARY REPORT – APRIL 2022

Unit	STTG Incidents	STTG Suspected Incidents	Total Unit Disciplinary	Disciplinary Involving STTG	Percentage
Benton	0	0	9	3	33.33%
Cummins	0	0	177	82	46.33%
Delta	0	0	156	100	64.10%
EARU	0	0	203	114	56.16%
Easter	0	0	20	9	45.00%
Grimes	0	0	218	102	46.79%
Hawkins	0	0	1	0	0.00%
Max	0	0	71	39	54.93%
Mcperson	0	0	118	3	2.54%
MCWR	0	0	3	2	66.67%
NCU	1	0	80	51	63.75%
NWAWR	0	0	11	2	18.18%
ORCU	0	0	72	36	50.00%
ORCU Intake	0	0	4	2	50.00%
Pine Bluff	0	0	27	16	59.26%
RLW	0	0	64	38	59.38%
TWR	0	0	1	0	0.00%
Tucker	0	0	34	13	38.24%
Varner	0	0	193	127	65.80%
Wrightsville	0	0	93	55	59.14%
Total	1	0	1,555	794	51.06%

STTG COUNTS BY STTG SET – APRIL 2022

STTG Set	Benton	Cummins	Delta	EARU	Ester	Grimes	Hawkins	Max	Mcperson	MCWR	NCU	NWAWR	ORCU	Intake	PB	RLW	TWR	Tucker	Varner	Wrightsville	Total
Asian	1	2	0	1	0	0	0	0	0	1	1	0	1	0	0	0	0	1	0	0	8
Bloods	15	144	38	123	22	70	7	67	3	7	47	12	75	10	29	35	8	31	150	58	951
Crips	7	73	21	71	14	36	8	34	8	5	26	2	49	9	22	17	2	14	96	43	557
Folk	4	60	8	43	4	35	10	28	7	1	14	5	118	13	10	9	10	16	64	19	478
GD	14	142	61	171	26	78	1	68	0	13	51	0	24	10	50	42	0	63	146	58	1,018
Mexican	1	16	7	15	8	15	3	3	5	2	7	1	13	2	7	9	0	5	25	13	157
Motorcycle	0	2	0	1	0	0	1	1	1	0	2	0	2	0	1	2	0	0	1	3	17
Other	4	18	12	21	12	11	3	9	3	1	15	1	21	5	9	11	2	8	25	6	197
People	1	24	9	21	1	27	2	19	2	0	13	1	14	2	11	5	0	9	21	9	191
Unknown	1	17	2	18	0	1	1	4	0	0	3	0	23	7	2	0	3	5	5	8	100
W/S	22	59	27	47	19	46	4	8	12	7	46	6	136	31	33	32	16	24	63	39	677
AB	0	8	1	5	1	4	1	1	0	1	3	0	3	1	0	1	0	3	11	3	47
AC	0	8	3	12	3	8	0	4	0	0	9	0	1	1	2	3	0	2	13	5	74
NAE	7	37	10	34	4	20	2	15	0	2	13	0	13	6	13	14	0	8	27	17	242
WAR	12	32	15	41	11	30	6	19	0	1	24	0	13	7	8	21	2	20	33	23	318
Total	89	642	214	624	125	381	49	280	41	41	274	28	506	104	197	201	43	209	680	304	5,032

Key:

GD = Gangster Disciples

W/S = White Supremacist

NAE = New Aryan Empire

WAR = White Aryan Resistance

AC = Aryan Circle

AB = Aryan Brotherhood

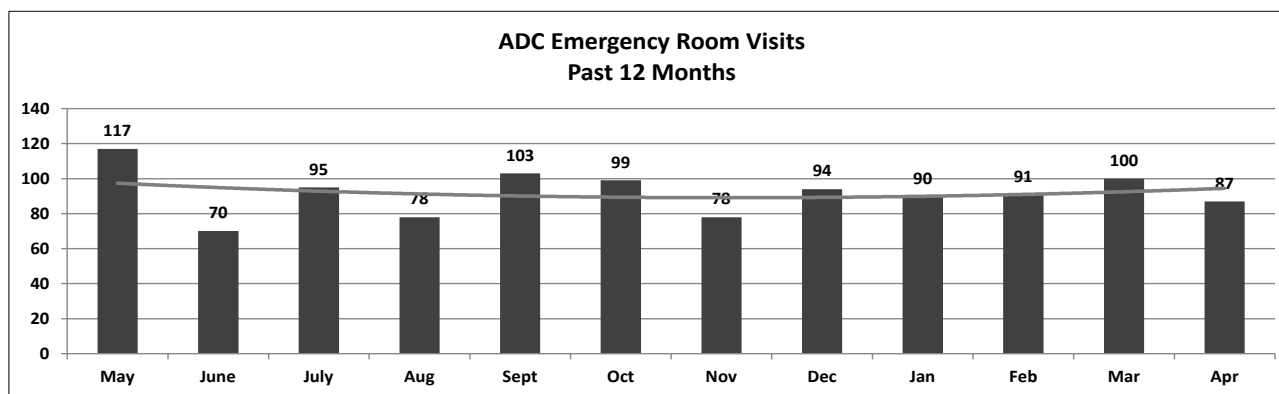
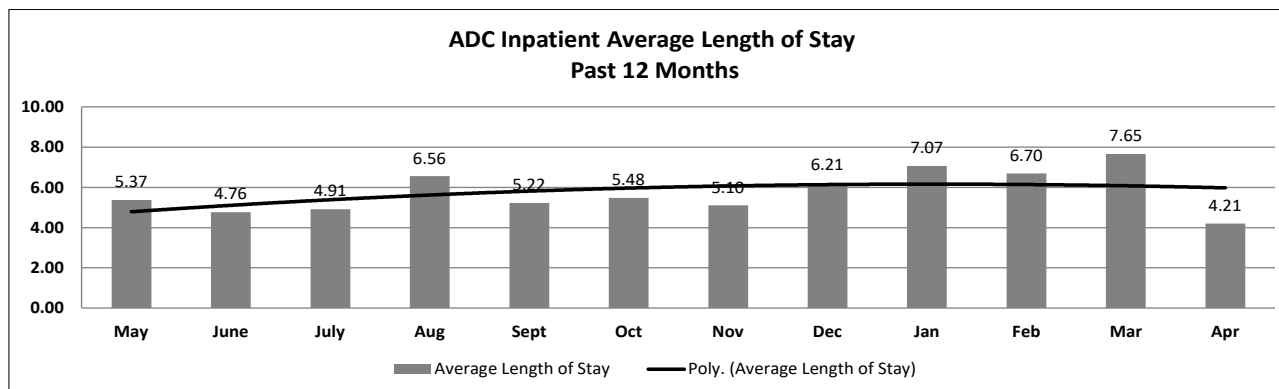
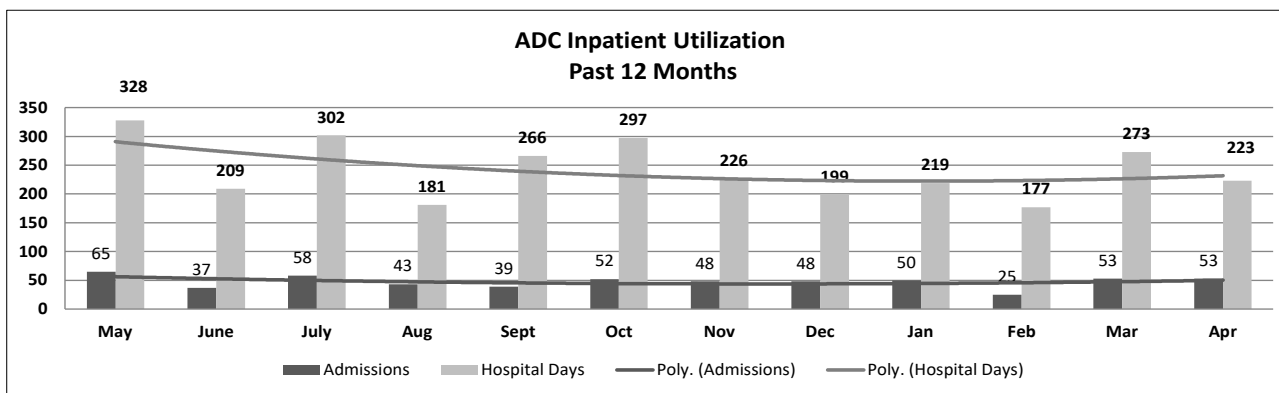
ADC INPATIENT AND EMERGENCY ROOM UTILIZATION

ADC Inpatient Statistics Past 12 Months

	2021								2022				Average
	May	June	July	Aug	Sept	Oct	Nov	Dec	Jan	Feb	Mar	Apr	
Admissions	65	37	58	43	39	52	48	48	50	25	53	53	47.6
Hospital Days	328	209	302	181	266	297	226	199	219	177	273	223	241.7
Average Length of Stay	5.37	4.76	4.91	6.56	5.22	5.48	5.10	6.21	7.07	6.70	7.65	4.21	5.08

ADC ER Visits Past 12 Months

	2021								2022				Average
	May	June	July	Aug	Sept	Oct	Nov	Dec	Jan	Feb	Mar	Apr	
Emergency Room Visits	117	70	95	78	103	99	78	94	90	91	100	87	91.8



CONFIDENTIAL: This report is prepared for quality assurance or peer review purposes, is absolutely privileged, and will not be discoverable or admissible in any legal proceeding, pursuant to ACA§16-46-105, ACA§20-9-501, and ACA§20-9-503.

MEDICAL GRIEVANCE BOARD REPORT – APRIL 2022

Unit	Acknowledged/ Received	Rejected	Reviewed & Signed by Dep Director	With Merit	With Merit, but Resolved	% With Merit	Without Merit
Benton	0	0	0	0	0	0%	0
CMU	1	1	0	0	0	0%	0
Cummins	12	2	24	2	0	8%	22
Delta	4	1	4	0	0	0%	4
EARU	18	1	7	0	0	0%	7
EARU Max	18	0	15	0	0	0%	15
Ester	0	0	2	1	0	50%	1
Grimes	13	3	7	1	0	14%	6
Hawkins	0	0	0	0	0	0%	0
McPherson	8	4	11	1	0	9%	10
MCWRC	0	0	0	0	0	0%	0
MSU	11	0	12	1	0	8%	11
North Central	6	1	9	0	0	0%	9
NWAWRC	0	0	0	0	0	0%	0
Ouachita	6	2	6	0	0	0%	6
Pine Bluff	0	1	4	1	0	25%	3
Randall L. Williams	3	1	1	0	0	0%	1
SNN	0	0	0	0	0	0%	0
TRCC	0	0	0	0	0	0%	0
Tucker	5	0	10	0	0	0%	10
Varner	2	0	3	0	0	0%	3
Varner Super Max	10	0	17	1	0	6%	16
WRU	3	1	1	0	0	0%	1
WHM	0	0	0	0	0	0%	0
WWR	0	0	0	0	0	0%	0
Total	120	18	133	8	0	6%	125

CHAPLAINCY

Month: April Year: 2022	CUMMINS	DELTA REGIONAL	EAST ARKANSAS	EAST ARKANSAS MAX	ESTER	GRIMES	HAWKINS	MAXIMUM	MCPHERSON	NORTH CENTRAL	OUACHITA RIVER	PINE BLUFF	RANDALL L. WILLIAMS	TUCKER	VARNER	VARNER MAX	WRIGHTSVILLE	TOTAL
Services Chaplains Oversaw																		
Christian																		
Population	0	2	5	0	5	0	0	2	4	12	12	4	3	2	15	0	0	66
Segregation	0	0	0	0	0	0	0	2	0	0	0	0	0	0	0	0	0	2
Muslim																		
Population	0	8	5	0	4	0	0	4	5	4	5	5	4	0	5	0	0	49
Segregation	0	0	0	0	0	0	0	4	0	0	0	0	0	0	0	0	0	4
121																		
Volunteers in Charge																		
Protestant	0	6	6	0	7	0	0	0	0	0	0	0	2	6	0	0	0	27
Catholic	0	0	0	0	0	0	0	0	0	2	1	0	0	0	0	0	0	3
Muslim	0	0	0	0	0	0	0	0	0	0	0	0	0	1	0	0	0	1
Other	0	0	0	0	0	0	0	0	0	0	0	0	0	0	0	0	0	0
Baptism	0	0	0	0	0	0	0	0	0	0	0	0	0	0	0	0	0	0
Marriages																		
	0	0	0	0	0	0	0	0	0	0	0	0	0	0	0	0	0	0
Distributed by Chaplains																		
Greeting Cards	289	263	0	0	345	1,032	0	48	596	96	85	56	183	53	15	197	75	3,333
Bibles, Quran, Torah, Etc.	70	21	24	34	26	35	30	8	86	16	225	15	56	14	8	14	15	697
Study Course	0	1	6	12	85	0	5	0	78		38	20	5	12	1	1	0	264
Writing Supplies	0	0	0	0	60	210	100	12	0	0	450	0	0	150	0	0	100	1,082
Literature	2,367	575	482	362	23	126	100	26	238	216	375	101	88	751	386	349	275	6,840
Chaplain's Visits																		
Barracks	57	32	22	0	20	88	7	17	25	65	44	85	29	0	216	34	15	756
Approximate Hours Spent in Barracks	60	7	5	0	8	52	1	9	15	17	22	20	17	0	115	20	4	372
Inmate Office visits	35	104	76	0	28	58	45	4	60	0	29	80	106	113	103	0	17	858
Other Office visits	57	8	9	0	10	48	9	5	7	0	38	61	7	56	52	8	6	381
Hospital	0	0	0	0	0	0	0	0	0	0	28	0	0	0	0	0	0	28
Infirmery/Sick Call	4	3	1	0	5	3	0	4	0	4	19	0	2	3	4	5	3	60
Restrictive/Punitive Housing	6	3	0	18	4	8	5	11	0	4	24	2	4	12	0	7	3	111
PC - DRU		3		0						0	0							3
Visitation Days	0	0	0	0	0	0	0	0	0	0	0	0	0	0	0	0	0	0
Volunteer Visits																		
RCV	0	0	0	0	0	0	0	0	4	0	0	0	0	0	0	0	0	4
OCV	0	0	3	0	0	0	0	0	0	0	5	0	0	21	0	0	0	29
Spiritual Advisor	0	0	0	0	0	0	0	0	0	0	1	0	0	0	0	0	0	1
CRA	10	9	27	8	8	53	40	26	53	111	31	5	6	97	0	0	14	498
Religious Volunteer Hours																		
Volunteer Hours	32	9	86	18	40	270	40	42	261	111	147	22	32	205	0	0	32	1,347
Denominational/Volunteer Chaplain Hours	20	15	7	0	130	10	61	19	10	305	7	2	0	7	0	0	18	611
1,958																		
Other Activities of Chaplain																		
Counseled Employees	5	5	6	0	7	5	5	2	12	6	24	5	12	4	116	0	6	220
Orientation Sessions	5	0	0	0	1	1	0	0	0	1	0	0	0	0	0	0	0	8
Free World Devotions	0	0	5	0	4	10	0	1	1	1	4	0	0	2	25	0	0	53
Spoke in Churches	15	0	5	0	4	0	1	1	1	0	0	0	0	4	20	0	0	51
Crisis Intervention Sessions	24	12	3	0	0	2	0	7	6	19	4	14	12	6	3	8	120	
Marriage Counseling	0	0	1	0	0	0	0	0	0	0	0	0	0	0	0	0	0	1
Denominational Meeting	0	0	1	0	1	1	0	0	0	0	0	0	0	0	0	0	0	3
Chaplain's Meeting	1	1	1	0	1	1	2	0	1	1	1	3	1	1	4	0	1	20
Volunteer Training Session	0	0	1	0	0	0	0	0	0	0	0	0	1	0	0	0	0	2
Chaplain Transfers																		
	0	0	0	0	0	0	0	0	0	0	0	0	0	0	0	0	0	0
Chaplain Promotions																		
	0	0	0	0	0	0	0	0	0	0	0	1	0	0	0	0	0	1
PAL PROGRAM																		
Enrolled at start of month	45	22	47	0	50	48	25	18	56	60	29	0	0	49	50	0	30	529
Enrolled during the month	5	1	7	0	20	8	0	4	9	9	4	0	0	3	11	0	2	83
Removed From PAL Program																		
# Paroled	0	0	2	0	0	0	2	1	6	0	0	0	0	2	1	0	0	14
# Completed	2	2	4	0	18	6	1	0	1	5	4	0	0	0	11	0	0	54
# Withdrew	0	0	0	0	0	1	0	0	1	3	0	0	0	0	0	0	2	7
# Removed	0	0	4	0	0	0	0	0	0	2	0	0	0	0	0	0	2	8
# Transferred	1	1	1	0	0	2	4	0	1	1	0	0	0	0	0	0	2	13
Total Removed from PAL Program	3	3	11	0	18	9	7	1	9	11	4	0	0	2	12	0	6	96
Total Enrolled at the End of the Month	47	20	43	0	52	47	18	21	56	58	29	0	0	50	49	0	26	516
Volunteers in PAL																		
	8	0	6	0	7	0	12	5	11	6	0	0	0	0	0	0	5	60
Special Events:																		
	1	1	2	1	2	1	0	4	2	1	1	1	2	1	1	1	1	23

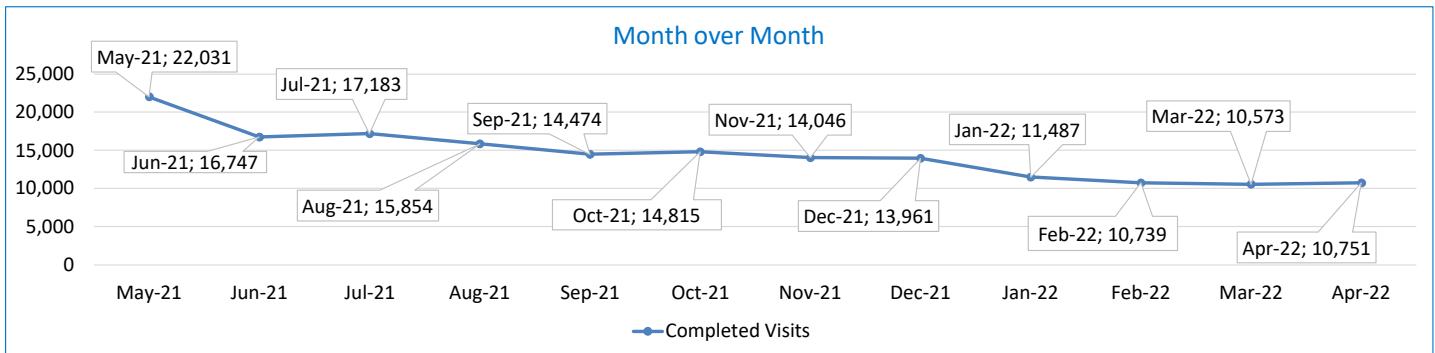
SECURUS VIDEO VISITATION REPORT APRIL 2022

AR-DOC SVV Activity Tracker

Total ADP 15,321

Total Visits by Month	May-21	Jun-21	Jul-21	Aug-21	Sep-21	Oct-21	Nov-21	Dec-21	Jan-22	Feb-22	Mar-22	Apr-22
Total (Includes SuperMax)	22,031	16,747	17,183	15,854	14,474	14,815	14,046	13,961	11,487	10,739	10,573	10,751
Target Objective	15,587	15,587	15,587	15,587	15,587	15,587	15,587	15,587	15,587	15,587	15,587	15,587

Anywhere Visitation Performance:



Completed Visits

Site	Current Month	Previous Month
Benton	216	229
Cummins	880	782
Delta Regional	346	322
East Arkansas Regional	1,239	1,233
Ester	478	469
Grimes	888	923
J Aaron Hawkins Sr.	649	536
Tucker Max	538	615
Mcperson	536	465
Mississippi County WRC	117	127
North Central	1,148	1,031
NW Arkansas WRC	40	39
Ouachita River	972	990
Pine Bluff Complex	308	291
Randall L Williams	229	259
State Police Barracks	107	77
Texarkana Regional	49	85
Tucker Unit	177	208
Varner	1,067	1,108
Wrightsville Unit	751	766
Pine Bluff Re-Entry	16	18
Tucker Re-entry	0	0
Total:	10,751	10,573

Missed by Inmate

Site	Current Month	Previous Month
Benton	5	8
Cummins	65	65
Delta Regional	15	27
East Arkansas Regional	20	44
Ester	13	18
Grimes	7	22
J Aaron Hawkins Sr.	18	20
Tucker Max	7	38
Mcperson	17	52
Mississippi County WRC	3	15
North Central	25	18
NW Arkansas WRC	4	8
Ouachita River	39	34
Pine Bluff Complex	9	6
Randall L Williams	4	15
State Police Barracks	6	1
Texarkana Regional	3	5
Tucker Unit	4	8
Varner	57	46
Wrightsville Unit	7	14
Pine Bluff Re-Entry	1	1
Tucker Re-entry	0	0
Total:	329	465

**SECURUS TABLET REPORT
APRIL 2022**

Facility Name	Subscription	Facility	Officer	Total	New Subscriptions
Benton Unit	306	73	8	387	3
Cummins Unit	1,381	850	14	2,245	77
Delta Regional Unit	436	252	16	704	51
East Arkansas Regional Unit	865	776	10	1,651	122
Ester Unit	522	266	20	808	23
Grimes Unit	756	416	14	1,186	119
J. Aaron Hawkins Sr. Center For Women	350	144	19	513	8
McPherson Unit	744	485	15	1,244	129
Mississippi County Work Release Center	138	53	9	200	1
North Central Unit	653	224	10	887	71
Northwest Arkansas Work Release Center	99	14	8	121	0
Ouachita River Correctional Unit	960	1,169	14	2,143	61
Pine Bluff Reentry Center	53	20	0	73	0
Pine Bluff Unit	408	174	8	590	35
Randall L. Williams Facility	428	87	15	530	129
State Police Barracks	56	9	3	68	2
Texarkana Regional Correctional Center	122	46	10	178	2
Tucker Maximum Security Unit	275	358	15	648	23
Tucker Reentry Center	0	45	2	47	0
Tucker Unit	469	283	10	762	21
Varner Unit	946	798	21	1,765	118
Wrightsville Unit	765	293	8	1,066	99
TOTAL	10,732	6,835	249	17,816	1,094

CONSTRUCTION BUDGET / STATUS REPORT - MAY 5, 2022 — [Page 1 of 2]

Fund	Project Description	Approved Budget	Actual Budget Spent	Available Budget	\$ % Complete	Construction % Complete	Notes
700483A	EARU Max Rec Expanded Metal Rec Yard	879,000	812,795	66,205	92%	64%	Construction of the Rec Pens at EARU began on 1/03/2022. Currently working on demolition of old rec pens. The funds spent on this project is reflective of the engineering fees, material and construction of the panels. The remaining balance of construction completion will be actual construction of the rec pens.
700483A	Tucker Max Expanded Metal Rec Yard	1,800,000	1,139,825	660,175	63%	25%	DBA Approved to proceed. We are constructing the panels on-site. Material list has been ordered and delivered. The funds spent on this project is reflective of engineering fees and the material needed to construct the rec pen panels.
700483A	Cummins Expanded Metal Rec Yard	368,617	50,012	318,605	14%	0%	Plans on hold, will modify for exp. Metal. Funds spent on this project is reflective of engineering fees spent against this portion of the overall project.
KBR4Q95	Bullpens	851,999	388,676	463,323	46%	45%	Varner & EARU complete. Installation underway at Max. Locks delivered. Working on bullpens now.
KBR4Q95	13 & 15 Barracks Door Revisions	174,000	119,111	54,889	68%	68%	All doors and locks installed in 13 Barracks. 15 barracks has been remeasured for quality assurance and we are fabricating the revisions at this time at Central Maintenance.
7004828	Entegrity Energy Improvements Phase 2 at Tucker and Max	18,603,150	7,245,071	11,358,079	39%	35%	Lighting is complete at the Max and Tucker Unit. HVAC has began at the Max and Tucker Unit. Plumbing has also began at the MAX and Tucker Unit.
KBSHW18	Tucker Water Treatment	1,093,848	107,182	986,666	10%	0%	The original blueprints has been completed and approved. The detail drawings are complete. Submittals has been presented to DBA for final approval. Awaiting notice to proceed.
KBSFW18	Max Armory	100,000	67,089	32,911	67%	10%	We have our notice to proceed from DBA. Project was put on HOLD because reduction in staff and covering maintenance on several units. Dedicated staff to be on-site by 4/15 to begin preparation of site for construction. Project projected to begin on-site 4/25/2022.
KBR4Q95			-				
7004810	Administrative East Roof Replacement	1,802,000	63,961	1,738,039	4%	0%	No change in the report given Friday 4/22/2022. The funds spent is reflective of engineering fees. Pre-con meeting was held on May 3rd to discuss start of project. All material on-site for RLW modified bitumen roof. Work will begin Monday May 9th.
7004810	Central Warehouse Roof Replacement	424,000	21,292	402,708	5%	0%	
7004810	RLW Roof Replacement	3,074,000	126,703	2,947,297	4%	0%	
865C	NCU Perimeter Security	600,000	20,625	547,799	9%	0%	We have received the notice to proceed from DBA. There has been a pre-con meeting set for May 12 to assess mobilization and start date for the project. The funds spent is reflective of on-call design fees.
7004820			25,301				
KBR4Q95			6,275				
N98	Max Re-Entry Generator Project	135,000	16,635	118,365	12%	0%	Plans submitted to DBA. We have received our notice to proceed on this project. Funds spent are reflective of engineering fees.
KBR4Q95	NCU Replacement Generator Project	202,000	20,081	181,919	10%	10%	DBA Approved. Generator is purchased. ETA is June 6, 2022. Funds spent on this project is on-call design fees and material needed once generator is received.
7004820	Tucker 10 Barracks Sidewalk	70,259	14,863	55,395	21%	85%	Sidewalk is complete. We have installed post and wrapping with fence. Conduit and wire for lighting and cameras are ran. The difference in funds spent and construction complete is due to use of on-site material identified after the budget was approved.
7004820	Lethal Fence Control for Cummins, Varner SuperMax, Tucker Max, & EARU	1,090,000	59,357	1,030,643	5%	0%	Project has cleared DBA. The project has been awarded to Tri-State. Working with the vendor on start date of this project. Funds spent on this project is reflective of on-call design fees.



CONSTRUCTION BUDGET / STATUS REPORT - MAY 5, 2022 — [Page 2 of 2]

Fund	Project Description	Approved Budget	Actual Budget Spent	Available Budget	\$ % Complete	Construction % Complete	Notes
<u>Telephone Projects</u>							
Maintenance & Operations	Fire Alarm Upgrades (All Units)	41,000	21,230	19,770	52%	52%	on-going
	Stainless Steel - Kitchen/Shower/Restrooms - All Units	20,000	18,368	1,632	92%	90%	continual need
	Gates and Fences all units	25,000	13,609	11,391	54%	54%	to improve security
	ACA Maintenance	100,000	98,045	1,955	98%	90%	Working with Wrightsville, Texarkana, Benton and Tucker with 2022 ACA.
	ADA Projects - All Units	10,000	9,558	442	96%	96%	Working with Varner for the sports field sidewalk.
	Fast Top Floor Systems (kitchen/laundry/showers all units)	25,000	15,920	9,080	64%	64%	Benton complete. MCWRC flooring has been delivered. Ouachita kitchen material has been ordered and awaiting arrival.
	Camera Equipment - All Units	320,000	169,990	150,010	53%	53%	cameras as requested/approved.
	Lock/Riot Gates - All Units	90,500	61,590	28,910	68%	65%	on-going.
	AC Units-All Units	70,000	68,143	1,857	97%	96%	repairing & replacing daily.
Subtotal	\$ 701,500	\$ 476,454	\$ 225,046				
Capital Projects FY21 Carry Forward	Metal Ceilings	25,000	-	25,000	0%	0%	Wrightsville showers are underway.
	ORCU Gravel Pit Operations	35,000	13,585	21,415	39%	39%	on-going.
	Dog Kennel/Horse Stable Malvern	48,000	42,062	5,938	88%	75%	Pad poured, walls erected roof installed. Finishing up metal work for the interior design.
	Emergency Generator - All Units	130,000	49,266	80,734	38%	38%	Cummins 300kW generator complete. Hawkins Unit Gen is installed and operational. Max Gen mat'l rec'd, Generator rec'd. Cummins East Bldg. we have approval awaiting Max generator install.
	Tucker 4 new filters & one aeration tank	10,000	8,943	1,057	89%	100%	Project is complete.
	Roof Repairs-Cummins	130,700	-	125,343	4%	4%	Prepared large order for multiple Units. Need repairs at ORCU, Wrightsville, Cummins & others. Varner & ORCU working on repairs, received TPO. Office of State Procurement secured a State contract to purchase roofing materials.
	Roof Repairs-Cummins Laundry		-				
	Construction/Maintenance		-				
	Roof Repairs-Delta		3,758				
	Roof Repairs-East Arkansas		-				
	Roof Repairs-Max		-				
	Roof Repair-McPherson		-				
	Roof Repair - NCU		842				
	Roof Repair - RLW		-				
	Roof Repairs-Tucker		757				
Roof Repairs-Varner	-						
Roof Repairs-Wrightsville	-						
Subtotal	\$ 378,700	\$ 119,214	\$ 259,486				
New Projects	Delta Perimeter	622,000	25,677	596,323	4%	0%	Notice to proceed has been issued by DBA. We have a pre-con meeting scheduled for May 12th to discuss start date for this project. Funds spent on this project is reflective of on-call design fees.
	Wrightsville Perimeter		-	0	0%	0%	
	PB Warehouse Drive Replacement	118,000	-	118,000	0%	0%	Project suspended.
	Subtotal	\$ 740,000	\$ 25,677	714,323			
Architect Fees	80,000	20,257	59,743	25%			
Total	\$ 1,900,200	\$ 641,601	\$ 1,258,598.67				

Notes Report has not been reconciled against Accountings Reconciled Reports. Tolerance/Deviation is with in 1% of Projected Spending.