



BOARD REPORT

June 2022



Dexter Payne,
Director

DIVISION OF
CORRECTION



@ARDeptofCorrections



@adcpio



@arcorrections

POPULATION REPORT

RESEARCH/PLANNING

May 2022 Admissions and Releases –

Admissions for May 2022 totaled **499** (417-males and 82-females) while releases totaled **420** (318-males and 102 females) for a net increase in-house of **79** inmates.

Inmate Population Growth/Projection –

At the end of May 2022, the jurisdictional population for the Division of Correction totaled **17,229**, representing an increase of **206** inmates since the first of January 2022. At reporting time, calendar year 2022 has seen an increase of **41** inmates per month, which is down from an average monthly increase of 77 inmates per month during calendar year 2021.

Average County Jail Back-up –

The backup in the county jails averaged **1,494** inmates per day during the month of May 2022, which was up from the per-day average of **1,463** inmates during the month of April 2022. Of the **1,494** average, short-term revocations accounted for **556** (468 males and 88 females) during the month.

INSTITUTIONS

INMATE INSTITUTIONAL GRIEVANCES

Inmate Formal/Informal Grievances: During May, a total of 1,181 formal grievances and 1,740 informal grievances were filed at various units.

Institutional Grievances Appeals: There was a total of 432 appeals of institutional grievances received in May. Of those, 332 were acknowledged and 100 were rejected for various reasons. Of the total 293 appeals answered, 286 had no merit and seven had merit.

FARM

The month of May was a busy one at all farms. All of the full-season soybeans were planted before the end of the month, which marks the first time in at least 13 years that all soybeans were planted before the wheat was ready to harvest.

Vegetables are starting to come out of the gardens and into the kitchens.

Egg production is holding steady. New pullets will move into the laying house at the end of June.

The beef herd staff performed heifer evaluations during the

month and 170 new replacement heifers were selected. They will remain at the Cummins Farm for the year. Heifers that did not meet our requirements for replacements were sold through Superior Livestock Auctions, Inc. This year's calf crop is on the ground and starting to be worked and is a strong one. New Simangus bulls, which is the breed that has been previously purchased by the Farms division, were bought for Cummins and Wrightsville. Some Balancer bulls, which is a fast-growing and easy-calving breed, were also purchased. Some hay has been laid down for the winter feeding.

The wheat crop continues to look good, having missed all of the hailstorms that crossed the state throughout the spring. Harvest is scheduled to kick off in early June.

REGIONAL MAINTENANCE HOURS

Regional Maintenance Hours	May 2022
Benton Unit	8,067
Delta Regional Unit	3,176
East Arkansas Regional Unit	2,208
Grimes Unit	2,028
McPherson Unit	2,424
Mississippi County Work Release	1,730
North Central Unit	11,984
Ouachita River Correctional Unit	2,688
Randall L. Williams Unit	4,576
Texarkana Regional Correctional Center	1,001
Tucker Unit	1,440
Varner Unit	5,024
Wrightsville Unit	4,488
Total Hours	50,834

WORK RELEASE RENT REPORT

Unit	May 2022
Benton Unit	\$80,546.00
Mississippi County Work Release	\$57,035.00
Northwest Arkansas Work Release	\$48,467.00
Pine Bluff Work Release	\$32,895.00
Texarkana Regional Correctional Center	\$40,086.00
Wrightsville Hawkins Unit	\$26,214.00
Total	\$285,243.00

REENTRY

RANDALL L. WILLIAMS
JUVENILE EDUCATION PROGRAM

May 2022 Capacity: 20	Beginning Count	New Commitments	DCR/Punitive	Transferred/ Turned 18*	Paroled	End Count
Juveniles*	9	0	0	0	0	9

*Juveniles are transferred from the program once they reach the age of 18.

WORKFORCE ALLIANCE FOR
GROWTH IN THE ECONOMY (WAGE)

May 2022 Capacity: 120 Unit:	Beginning Count	Admissions During Mo.	Removed*	Completed	End Count
Delta	0	0	0	0	0
Ester	0	0	0	0	0
Hawkins	26	4	9	0	21
McPherson	0	0	0	0	0
Ouachita River	0	0	0	0	0
Tucker	0	0	0	0	0
Wrightsville	8	0	3	0	5
TOTAL	34	4	12	0	26

*The "Removed" column indicates the number of participants who transferred, signed out, received a disciplinary, were removed because test scores were not returned/were too low to continue, or were released from prison.

ADVANCED PRINCIPLES
AND APPLICATIONS FOR
LIFE PROGRAM (APAL)

May 2022 Capacity: 86	Beginning Count	Admissions During Mo.	Removed*	End Count
Ester	52	4	0	56
Hawkins	18	1	4	15
TOTAL	70	5	4	71

Advanced PAL is an 18-month reentry program that combines a pre-release curriculum with the PAL program.

*The "Removed" column indicates the number of participants who paroled, completed the program, withdrew from the program, transferred, or were removed from the program for another reason.

WRIGHTSVILLE-HAWKINS
PATHWAY TO FREEDOM PROGRAM

May 2022 Capacity: 200	Beginning Count	Enrolled During the Month	Removed	End Count*
Wrightsville-Hawkins PTF	192	9	2	199

THINK LEGACY

May 2022 Capacity: 635 Unit	Beginning Count	Admitted	Graduated	Removed*	End Count
Cummins	33	0	0	7	26
Delta Regional	15	0	0	3	12
East Arkansas Regional	17	0	0	1	16
McPherson	35	0	0	7	28
North Central	30	0	0	3	27
Ouachita River	24	0	0	0	24
Tucker	33	0	0	4	29
Total	187	0	0	25	162

*The "Removed" column indicates the total number of participants who paroled, signed out, transferred, or were removed from the program for any other reason and are no longer in the barracks.

TRAINING

DIVISION OF CORRECTION
TRAINING - MAY 2022

BASIC TRAINING DIVISION –

Instructor Nicholas Reed's **BCOT Class 2022-E** graduated on May 13, with a total of 44 cadets.

Academic Awards were presented to the following:

- 1st – August Grey, Ouachita River Correctional Unit
- 2nd – Christopher Demitropoulos, McPherson Unit
- 3rd – Cord Baxter, Construction

Recipients of *Physical Fitness Awards* were:

- 1st – Heath Branscum, North Central Unit
- 2nd – Joseph Ledoux, North Central Unit
- 3rd – Darrell Toles, Hawkins Unit

eCADEMY –

During May, 388 ADC employees completed a total of 1,750 hours of eCADEMY training.

HEALTH/CORRECTIONAL PROGRAMS

CHAPLAINCY SERVICES

All Facilities – The Chaplaincy Division at all facilities assisted the Islamic population’s observation of the ending of Ramadan on May 2. The Eid al-Fitr Feast that follows the conclusion of Ramadan was accommodated at each facility with Islamic residents. More than 800 inmates statewide participated in Ramadan and Eid al-Fitr observances.

East Arkansas Regional Unit – On May 12, 18 inmates who graduated from the PAL program during COVID and remain at the unit were honored with a special ceremony.

Maximum Security Unit – Unit Chaplaincy hosted a UALR Criminal Justice Reform Study on May 3 led by Dr. Mary Parker with 66 inmates participating.

McPherson Unit – In celebration of Mother’s Day, hygiene bags were given out to 986 inmates.

ACCREDITATION

ACA Internal Audits Completed:

- 05/03 Tucker Unit Pre-Audit
- 05/09–05/13 Wrightsville Unit Files
- 05/17 Wrightsville Unit Pre-Audit
- 05/16–05/20 Wrightsville Unit Files

Classes Taught:

- 05/12 BCOT
- 05/25 Quarterly Meeting and Training for ACA Managers

Fire/Safety and Sanitation Independent Audits Conducted by the Fire and Sanitation Coordinator:

- 05/03–05/06 Wrightsville Independent Audit

VOLUNTEER SERVICES

Total Number of Volunteer Hours for May 2022:

Unit/Program	Hours
Delta Unit	0
East Arkansas Regional Unit	0
McPherson Unit	0
Mississippi County Work Release Center	0
Northwest Arkansas Work Release Center	14
Ouachita River Correctional Unit	0
Pine Bluff Complex	0
Texarkana Regional Correctional Center	0
Varner	0
PAWS	12
Think Legacy	0
WAGE	652
Religious Services/Chaplaincy	2,207
Total Hours	2,885

MENTAL HEALTH SERVICES

Reduction of Sexual Victimization Program (RSVP) and Sex Offender Treatment Programs (SOFT):

May 2022	Capacity	Beginning Count	Completed	Removed	Admissions	End Count
RSVP	238	145	0	3	94	236
SOFT	30	4	0	4	7	7
Total	268	149	0	7	101	243

There are 1,157 males on the waiting list for RSVP and 12 females on the waiting list for SOFT who are within five years of their TE date. Of those, seven inmates are mandated by the Parole Board.

The average time on the waiting list from request is between one and two months for those stipulated.

*The total on the waiting list, including those not currently within the identified timeframe, is 1,563 males and 14 females. Of these, 1,176 are eligible and 401 are ineligible for the program. There is one PREA inmate in the program at this time.

*Ineligibility is due to being in restrictive housing, having class IV status, or receiving a major disciplinary within the last 60 days.

Therapeutic Community (TC):

May 2022 Unit	Capacity	Beginning Count	Completed	Removed	Admissions	End Count
Tucker	62	59	0	2	0	57
Wrightsville	50	48	2	2	4	48
Total	112	107	2	4	4	105

There are 684 males and 164 females on the waiting list who are within ten years of their release date. Of those, 32 are mandated by the Parole Board.

The average time on the waiting list from request is 13 days.

*The total on the waiting list, including those not currently within the identified timeframe, is 903 males and 179 females. Of these, 880 are eligible and 202 are ineligible for the program.

*Ineligibility is due to being in restrictive housing, having class IV status, or receiving a major disciplinary within the last 60 days.

Substance Abuse Treatment Program (SATP):

May 2022 Unit	Capacity	Beginning Count	Completed	Removed	Admissions	End Count
Benton	20	15	0	0	5	20
Cummins	45	44	4	2	7	45
Maximum Security	4	1	0	0	0	1
Randall L. Williams	150	145	15	10	26	146
Wrightsville	100	99	29	3	23	90
Total	319	304	48	15	61	302

There are 2,162 males and 183 females on the waiting list who are within five years of their release date. Of those, 36 are mandated by the Parole Board.

The average time on the waiting list from request is 11 days.

*The total on the waiting list, including those not currently within the identified timeframe, is 2,822 males and 210 females. Of these, 2,381 are eligible and 651 are ineligible for the program.

*Ineligibility is due to being in restrictive housing, having class IV status, or receiving a major disciplinary within the last 60 days.

PILOT PROGRAM – Substance User Rehabilitation Services (SURS):

May 2022 Unit	Capacity	Beginning Count	Completed	Removed	Admissions	End Count
McPherson	150	135	32	16	31	118
Grimes	50	49	7	3	8	47
Total	200	184	39	19	39	165

Substance Use Intervention Program:

The Substance Use Intervention Program had 21 admissions and 19 discharges for an end-of-month count of 28 in May. This program is housed at the Varner Unit and is for inmates found guilty of a disciplinary violation for drug use or drug possession.

Ouachita River Correctional Unit (ORCU) Residential Program Unit (RPU):

The RPU had three admissions and six discharges in May for an end-of-month count of 123.

McPherson Unit Mental Health Residential Program Unit (RPU):

There were six admissions and seven discharges in May for an end-of-month count of 39.

Habilitation Program:

The Habilitation Program at the Ouachita River Correctional Unit provided treatment services to 46 inmates in May. There were no admissions and one discharge, which resulted in an end-of-month count of 45.

Anger Management Treatment:

The Anger Management Treatment Program at the Cummins Unit did not provide treatment services to any inmates in May. There were no admissions or discharges, for an end-of-month count of zero.

Suicide:

There were 109 suicidal threats in May. There were 17 attempts, which resulted in one death.

Staffing:

The following Mental Health Services and Substance Abuse Treatment Program (SATP) positions were vacant in April and May 2022:

Positions	FTE's*	April 2022	May 2022
Psychologists	14	6	6
Psychological Examiners	2	2	2
Social Workers	31	16	14
Licensed Professional Counselors	2	1	1
Rehab Director	1	1	1
Rehab Facility Supervisors	3	1	1
Advisors	64	22	21
Substance Abuse Program Coord.	6	3	3
Substance Abuse Program Leaders	40	8	7
Administrative Specialists	17	2	2

*FTE refers to authorized Full Time Equivalent positions.

ADDITIONAL MENTAL HEALTH AND MEDICAL INFORMATION

Self-Study Classes:

Classes	Number of Participants	Number Completed	Waiting List
Anger Management	266	237	930
Thinking Errors	420	377	843
Substance Abuse Education	318	279	614
Communication Skills	277	275	848
Domestic Violence	145	144	175
Victims of Domestic Violence	49	49	112
Stress Management	333	313	854
Parenting	184	183	341

Outpatient:

There were 2,216 inmates on the mental health medical log at the beginning of May. Mental Health staff conducted the following contacts during the month:

Case Management Contacts	2,020
Requests for Interviews	1,168
Testing	0
Intakes	460
Unit Requests	2,106
Pre-Lockup Reviews	328
Routine Restrictive Housing Reviews	846
Restrictive Housing Rounds	16,617
PREA Evaluations	52
Routine Follow-up	297
834 Requests	38

County Mental Health Requests:

During May, there were 270 requests received of a mental health nature. Of those, 101 inmates were fast-tracked to ADC. *Note: Most inmates were not transferred due to COVID-19.*

County Medical Health Requests:

During May, there were 473 requests received of a medical nature. A total of six inmates were fast-tracked to ADC.

Medical Contract Reimbursements:

Sanction reimbursements for ADC in March amounted to \$17,750.00.

Deaths:

There were five inmate deaths during the month of May. Two were claimed, two were cremated and one is pending.

Wellpath:

See attachment for Wellpath’s report regarding outside beds and emergency room visits.

Medical Grievances:

In May, there were 136 appeals of medical grievances received and 108 appeals were answered. Four were found to be with merit and two with merit but resolved.

SEX OFFENDER ASSESSMENT

Assessments Completed:

Risk Level	May	September 1999 through May 2022
Level 1	1	1,223
Level 2	76	8,896
Level 3	17	7,560
Level 4	0	735
Default 3	0	*
Total	94	18,414
<i>*Default Level 3’s are included in the total number of Level 3’s to date.</i>		

ACIC Numbers:

The total number of sex offenders registered from September 1999 through May 2022:

Compliant	8,570
Delinquent	1,448
Confined	3,500
Out-of-State	4,059
Address Unknown	148
Deported	210
Incapacitated	113
Out of USA	20
Total	18,068

Consistent with current Arkansas law, deceased offenders no longer remain on the registry.

PAWS IN PRISON

May 2022 Unit	Enrolled	Graduated	Foster	Volunteer Hours
Hawkins Unit	7	1	0	0
Maximum Security Unit	8	4	1	2
McPherson Unit	8	8	0	0
North Central Unit	4	0	0	0
Ouachita River Correctional Unit	6	6	2	0
Randall L. Williams Unit	4	2	1	8
Tucker Unit	9	4	0	2
Total	46	25	4	12

Completed Paws in Prison Training:

May 2022 Program Graduates	25
YTD 2022 Program Graduates	89
Total Graduates Since Inception (December 2011)	1,959
Dogs Currently in Foster (Graduated, but Not Adopted)	4
May 2022 Volunteer Hours	12
YTD Volunteer Hours	50

INFORMATION TECHNOLOGY

INMATE TABLETS – Within the Division of Correction, a total of 10,666 inmate tablets were utilized during May. Of those, 6,353 were base tablets at no cost. A total of 4,311 tablets were leased at \$5 per month and include premium content.

INMATE VIDEO VISITS – Inmates completed 10,637 video visits during the month and missed 366 within the Division of Correction.

CONSTRUCTION/MAINTENANCE

PROJECT UPDATES


SEE CONSTRUCTION BUDGET / STATUS REPORT IN ATTACHMENTS SECTION (PAGES 25-26).

AGENCY HIGHLIGHTS

MAY 2022

ADC'S FALLEN OFFICERS HONORED IN INAUGURAL SERVICE

The ADC Inaugural Fallen Officer Memorial Service was held Monday, May 2 at the Cummins Unit Pavilion. Family members of Sgt. Joshua D. Caudell, Cpl. Barbara A. Dukes Ester, Sgt. Scott A. Grimes and Lt. Ronald O. McPherson gathered along with members of DOC staff and the Board of Corrections to reflect upon the brave and heroic lives of our fallen officers. Speakers at the event included ADC Director Dexter Payne, Board of Corrections member Dr. William "Dubs" Byers, DOC Secretary Solomon Graves, former ADC Director Larry Norris, ADC Deputy Director William Straughn, Board of Corrections member Rev. Tyrone Broomfield, and former ADC Deputy Director Marvin Evans. The ADC Honor Guard posted the colors as well as reverently presented a rose to each of the families. Secretary Graves stated, "This memorial service will be an annual day of celebration and day of thanksgiving."



Former ADC Dir. Norris



CORRECTIONAL OFFICERS AND EMPLOYEES, NURSES AND TEACHERS CELEBRATED THROUGHOUT THE DIVISION

Gov. Asa Hutchinson proclaimed May 1-7, as Correctional Officers and Employees Week. "Thousands of men and women serve as correctional officers and employees at the Arkansas Division of Correction and the Division of Community Correction," said Hutchinson. "Without accolades or fanfare, they serve with honor and are deserving of our gratitude and respect."

ADC units celebrated their Correctional Officers, Teachers, Nurses, and staff with "Selfless Service" recognitions, food and treats throughout the week.

AGENCY HIGHLIGHTS, *continued*

Director Payne made a stop at the Tucker Unit on May 1 to show his appreciation to Team Tucker during National Correctional Officers and Employees Week. Many officers and employees were featured on the DOC social media accounts throughout the week.



To show the Pine Bluff Unit's appreciation, Deputy Warden Kennie Bolden delivered a special treat to PBU Instructor Mark Marshall for National Teacher Appreciation Week. Mr. Marshall was only one of several of our teachers featured in our teacher appreciation posts.



We also highlighted our WellPath nursing staff across the state during National Nurses Week, including the hard workers at the Ouachita River Correctional Unit.



During National Correctional Officers and Employees Week, Director Payne and members of the DOC recruitment team participated in the 2022 Jefferson County Chamber of Commerce Business Expo.



Grimes Unit D Shift



CO Week "Yard Card" at East Arkansas Regional Unit

AGENCY HIGHLIGHTS, continued



Varner Unit CO Week BBQ Cookoff

Ouachita River Correctional Unit

- Sgt. Geneva Burkland

Pine Bluff Unit

- Sgt. Brandon Shepherd

Texarkana Regional Correctional Center

- Sgt. Kamisha Fedrick
- Sgt. Jonathan Sanders

Tucker Unit

- Sgt. Cherry Lamar

Varner Unit

- Sgt. Tyshonda Hampton
- Sgt. Kimberly Kirkpatrick
- Sgt. Kwasi Williams



Sgt. Brandon Shepherd

PROMOTIONS

Some of the security promotions during the month of May included:

Benton Unit

- Sgt. Adam Franklin

Cummins Unit

- Lt. Darryl James
- Lt. James Raper
- Maj. Rosieanna Smith-Lee



Sgt. Adam Franklin

East Arkansas Regional Unit

- Lt. Barbara Rucker

Ester Unit

- Sgt. Rachelle Beggs
- Cpl. George Duncan
- Sgt. Victoria Wade



Lt. Darryl James

Hawkins Unit

- Lt. Sylvester White

Maintenance

- Cpl. Phillip Puckett

Maximum Security Unit

- Sgt. Christopher Stewart
- Lt. Takellia Wiley



Sgt. Rachelle Beggs

Mississippi County Work Release Center

- Sgt. Morrissa Stapleton
- Sgt. Cecil Wright



Sgt. Victoria Wade

North Central Unit

- Sgt. Trenton Hatman

STAFF APPRECIATION

During the month, Lt. Latoya Johnson presented Sgt. Freddie Childs and Sgt. Gloria Bell with awards for going above and beyond the call of duty at the Cummins Unit.



The Benton Unit recognized Sgt. Jerry Applegarth for his “Selfless Service” during National Correctional Officers and Employees Week. Sgt. Applegarth earned Employee of the Month accolades for rising to the challenge and exceeding expectations.



ADC REPRESENTED AT STATE PEACE OFFICERS' MEMORIAL SERVICE

Several members of the DOC staff, including Director Payne, ACC Director



Jerry Bradshaw and DOC Secretary Solomon Graves, joined with law enforcement agencies from around the state for the 41st Annual State Peace Officers’ Memorial Service held at the Law Enforcement Memorial at the Arkansas State Capitol on May 9.

AGENCY HIGHLIGHTS, continued

WELLPATH OPENS CHEMO CLINIC

Leaders of the DOC and the Grimes and McPherson Units were thrilled to help Wellpath celebrate the opening of a new chemotherapy clinic at the Grimes Unit in Newport.



COMMUNICATIONS TEAM RECEIVES INTERNATIONAL AWARD

In May, the Arkansas Department of Corrections received an international award's highest honor for its outreach and recruitment campaign – AR DOC Family. The DOC's social media campaign was recognized with the Award of Excellence in the Government Content & Marketing category at the 2022 Communicator Awards. The campaign has featured many ADC employees and helped foster a sense of unity and camaraderie within the DOC.



MOMENT OF SILENCE OBSERVED FOLLOWING UVALDE AND BUFFALO TRAGEDIES

Chaplain Joshua Mayfield led Central Office staff in a moment of silence and prayer in memory of the lives lost in the tragic events that took place during the month in Uvalde, Texas and Buffalo, New York.



ARKANSAS CORRECTIONAL SCHOOL AND SHORTER COLLEGE GRADUATION HELD

For the first time since 2019, 250 students of the Arkansas Correctional School and Shorter College gathered together to take part in a graduation ceremony at the Ouachita River Correctional Unit

on May 20. Haven Brown, a teacher at the Pine Bluff Unit was presented with the Teacher of the Year Award. Dr. Fitz Hill, a member of the Arkansas Board of



Education, served as the guest speaker and offered the graduates a challenging and encouraging word. Shorter College President O. Jerome Green and Acting Director of Second Chance Pell Program Dr. Edwina Mosby awarded 13 with Associate of Arts Degrees in Entrepreneurial Studies. Members of the Board of Corrections took turns awarding GED certificates to men and women from the prison units across the state.

2022 BALL AND CHAIN CHALLENGE GOLF TOURNAMENT A SUCCESS

The 2022 ADC Ball and Chain Challenge golf tournament, benefiting the Arkansas Association of Correctional Employees Trust (AACET), was held May 22 and 23 at Maumelle's Country Club of

Arkansas. Proceeds from the annual tournament totaled \$50,000, which directly supports the mission and good work of AACET in providing bereavement and disaster relief, scholarship programs and special



events for its members. We appreciate all of the participants and sponsors who turned out and made the event a great success.

REGIONAL MAINTENANCE PROJECT HIGHLIGHTS MAY 2022

Chairs Set Up for UAPB Graduation

Pine Bluff Regional Maintenance – May 3:



Tree Cutting and Ditch Cleanup (Star City)

Varner Regional Maintenance 1 – May 4:



Teardown of Old Southside School Gym (Batesville)

Grimes Regional Maintenance – May 6:



Sod Removal from Public Golf Course (Pine Bluff)

Pine Bluff Regional Maintenance – May 11-12:



Street Cleanup (Dermott)

Delta Regional Maintenance – May 18-19:



UAM Softball Field Cleanup (Monticello)

Delta Regional Maintenance – May 17 and 24:



2022 INFORMAL GRIEVANCE REPORT

Month	BENTON	HAWK/M	HAWK/F	WRTS	EARU & MX	GRIMES	RLW	MCWR	MCPH	MSU	NCU	PBU	NWA	TU	TRCC	VSMX	VU	CU & CMU	ORCU	Ester	DRU	TOTAL
JAN	3	18	36	92	227	198	42	0	262	122	100	58	0	55	1	436	40	172	135	46	159	2,202
FEB	1	8	37	54	188	166	15	0	375	111	111	54	0	43	1	309	43	112	130	38	125	1,921
MAR	1	35	32	105	197	184	31	0	326	90	67	66	0	48	5	434	45	96	88	30	149	2,029
APR	0	15	25	72	207	176	18	0	285	95	86	46	0	68	0	487	33	143	139	25	98	2,018
MAY	0	7	17	40	209	187	39	0	283	75	91	34	0	41	1	343	31	87	138	34	83	1,740
JUN	0	0	0	0	0	0	0	0	0	0	0	0	0	0	0	0	0	0	0	0	0	0
JUL	0	0	0	0	0	0	0	0	0	0	0	0	0	0	0	0	0	0	0	0	0	0
AUG	0	0	0	0	0	0	0	0	0	0	0	0	0	0	0	0	0	0	0	0	0	0
SEPT	0	0	0	0	0	0	0	0	0	0	0	0	0	0	0	0	0	0	0	0	0	0
OCT	0	0	0	0	0	0	0	0	0	0	0	0	0	0	0	0	0	0	0	0	0	0
NOV	0	0	0	0	0	0	0	0	0	0	0	0	0	0	0	0	0	0	0	0	0	0
DEC	0	0	0	0	0	0	0	0	0	0	0	0	0	0	0	0	0	0	0	0	0	0
TOTAL	5	83	147	363	1,028	911	145	0	1,531	493	455	258	0	255	8	2,009	192	610	630	173	614	9,910

2022 FORMAL GRIEVANCE REPORT

Month	BENTON	HAWK/M	HAWK/F	WRTS	EARU & MX	GRIMES	RLW	MCWR	MCPH	MSU	NCU	PBU	NWA	TU	TRCC	VSMX	VU	CU & CMU	ORCU	Ester	DRU	TOTAL
JAN	2	4	14	42	310	103	33	0	115	136	61	29	0	49	0	193	12	134	83	23	87	1,430
FEB	0	1	13	32	244	98	11	0	126	132	58	54	0	27	1	177	25	90	66	22	75	1,252
MAR	0	11	10	35	208	122	31	0	139	135	40	33	0	46	1	204	19	66	75	12	68	1,255
APR	0	3	11	38	287	98	15	0	114	105	44	13	0	37	0	243	17	82	81	6	62	1,256
MAY	0	1	7	25	288	100	22	0	113	97	59	21	0	34	0	183	13	73	82	15	48	1,181
JUN	0	0	0	0	0	0	0	0	0	0	0	0	0	0	0	0	0	0	0	0	0	0
JUL	0	0	0	0	0	0	0	0	0	0	0	0	0	0	0	0	0	0	0	0	0	0
AUG	0	0	0	0	0	0	0	0	0	0	0	0	0	0	0	0	0	0	0	0	0	0
SEPT	0	0	0	0	0	0	0	0	0	0	0	0	0	0	0	0	0	0	0	0	0	0
OCT	0	0	0	0	0	0	0	0	0	0	0	0	0	0	0	0	0	0	0	0	0	0
NOV	0	0	0	0	0	0	0	0	0	0	0	0	0	0	0	0	0	0	0	0	0	0
DEC	0	0	0	0	0	0	0	0	0	0	0	0	0	0	0	0	0	0	0	0	0	0
TOTAL	2	20	55	172	1,337	521	112	0	607	605	262	150	0	193	2	1,000	86	445	387	78	340	6,374

INMATE INSTITUTIONAL GRIEVANCE APPEAL REPORT – MAY 2022

	Acknowledged	Rejected	Processed W/O Merit	Processed W/ Merit
Benton Unit	0	0	0	0
Benton Work Release	0	0	0	0
Cummins Unit	20	8	23	0
Cummins Modular Unit	2	0	1	0
Delta Regional Unit	19	1	9	0
East Arkansas Regional Unit	11	6	23	0
East Arkansas Regional Max Unit	81	7	56	7
Ester Unit	0	0	6	0
Grimes Unit	23	11	13	0
Maximum Security Unit	33	12	29	0
Tucker Re-Entry	0	0	0	0
McPherson Unit	15	7	7	0
McPherson Mental Health Residential Program Unit	1	1	1	0
Mississippi County Work Release Center	0	0	0	0
Northwest Arkansas Work Release Center	0	0	0	0
North Central Unit	11	6	7	0
Ouachita River Correctional Unit	15	5	16	0
ORCU Hospital	0	0	0	0
ORCU New Commitment	0	0	0	0
ORCU Mental Health Residential Program Unit	2	0	2	0
Pine Bluff Unit	1	1	2	0
Pine Bluff Re-Entry	0	0	0	0
Randall L. Williams Correctional Facility	4	3	10	0
Texarkana Regional Correctional Center	0	0	0	0
Tucker Unit	7	1	7	0
Varner Super Max	77	26	66	0
Varner Unit	5	0	3	0
Wrightsville Unit	4	3	4	0
Hawkins Center	1	2	1	0
Hawkins for Males	0	0	0	0
Hawkins SPU	0	0	0	0
Total	332	100	286	7

ADMISSIONS AND RELEASES – MAY 2022

<u>Admissions</u>	<u>Male</u>	<u>Female</u>	<u>Total</u>
Asian	4	0	4
Black	122	12	134
Hispanic	8	0	8
Native American Indian	1	0	1
Native Hawaiian or Pacific Isl.	3	0	3
White	279	70	349
Other	0	0	0
Unknown	0	0	0
Total	417	82	499

<u>Releases</u>	<u>Male</u>	<u>Female</u>	<u>Total</u>
Asian	2	0	2
Black	94	9	103
Hispanic	14	1	15
Native American Indian	0	1	1
Native Hawaiian or Pacific Isl.	0	0	0
White	207	91	298
Other	1	0	1
Unknown	0	0	0
Total	318	102	420

ADC INMATE POPULATION GROWTH 2000-2028 - MAY 2022

Updated 05/31/2022

Mo.	2000	2001	2002	2003	2004	2005	2006	2007	2008	2009	2010	2011	2012	2013	2014	2015	2016	2017	2018	2019	2020	2021	2022
Jan.	11,984	11,908	12,402	13,015	13,105	13,595	13,481	13,839	14,518	14,796	15,334	16,312	15,134	14,815	17,481	18,142	17,785	17,824	18,201	17,958	17,989	16,119	17,154
Feb.	12,169	12,022	12,529	13,054	13,166	13,783	13,633	14,012	14,603	14,883	15,374	16,209	14,990	15,008	17,438	18,082	17,625	17,608	17,998	17,846	18,181	16,120	17,077
March	12,006	12,033	12,299	13,108	13,088	13,418	13,534	13,772	14,580	14,843	15,290	16,095	14,964	14,665	17,395	18,233	17,573	17,666	18,089	17,898	17,860	16,085	16,992
April	12,069	12,167	12,465	13,213	13,323	13,469	13,554	13,851	14,769	14,937	15,570	16,172	15,124	14,850	17,604	18,703	17,815	17,798	18,227	17,977	17,331	16,250	17,059
May	12,109	12,384	12,558	13,463	13,556	13,528	13,711	14,146	14,880	15,146	15,694	16,062	15,132	15,074	17,593	18,693	17,769	17,652	17,945	17,817	16,694	16,476	17,229
June	12,005	12,108	12,439	13,418	13,389	13,251	13,430	13,915	14,700	15,025	15,564	15,554	14,832	14,825	17,340	18,813	17,973	17,963	17,972	17,942	16,552	16,560	
July	12,030	12,190	12,622	13,509	13,528	13,286	13,560	14,082	14,868	15,195	15,807	15,519	14,879	15,379	17,522	18,870	18,130	18,180	18,005	18,002	16,511	16,638	
August	12,087	12,371	12,815	13,565	13,632	13,419	13,646	14,224	15,100	15,385	15,829	15,240	14,675	16,103	17,549	18,806	17,919	18,051	17,751	18,090	16,367	16,655	
September	11,983	12,289	12,774	13,341	13,516	13,237	13,652	14,217	14,850	15,285	16,025	15,172	14,724	16,412	17,605	18,549	18,026	18,179	17,865	17,856	16,215	16,698	
October	12,119	12,348	12,942	13,341	13,584	13,363	13,775	14,349	14,836	15,381	16,311	15,271	14,856	16,993	17,880	18,430	18,127	18,348	17,943	17,947	16,311	16,821	
November	12,094	12,408	13,162	13,408	13,706	13,587	13,913	14,437	15,025	15,340	16,460	15,205	14,625	17,168	17,848	17,981	17,573	17,973	17,666	18,060	16,165	16,982	
December	11,856	12,333	12,845	13,106	13,470	13,338	13,728	14,315	14,716	15,199	16,204	15,062	14,654	17,235	17,874	17,707	17,537	18,078	17,799	17,759	16,094	17,023	
Net Ann. Inc.	29	477	512	261	364	-132	390	587	401	483	1,005	-1,142	-408	2,581	639	-167	-170	541	-279	-40	-1,665	929	206
Avg. Mo. Inc.	2	40	43	22	30	-11	33	49	33	40	84	-95	-34	215	53	-14	-14	45	-23	-3	-139	77	41

Population is total jurisdictional count at end of each month. Population at end of month December 1999 was 11,827.

Average monthly population increased for past fifteen years 2007 - 2021 is 18

Average monthly population increased for past ten years Jan. 2012 - Dec 2021 is 16

Average monthly population decreased for past five years 2017 - 2021 is -9

Projected at Growth of 18 per Month

Mo.	2008	2009	2010	2011	2012	2013	2014	2015	2016	2017	2018	2019	2020	2021	2022	2023	2024	2025	2026	2027	2028
	Actual	Actual	Actual	Actual	Actual	Actual	Actual	Actual	Actual	Actual	Actual	Actual	Actual	Actual	Actual/ Proj	Proj.	Proj.	Proj.	Proj.	Proj.	Proj.
January	14,518	14,796	15,334	16,312	15,134	14,815	17,481	18,142	17,785	17,824	18,201	17,958	17,989	16,119	17,154	17,373	17,589	17,805	18,021	18,237	18,453
February	14,603	14,883	15,374	16,209	14,990	15,008	17,438	18,082	17,625	17,608	17,998	17,846	18,181	16,120	17,077	17,391	17,607	17,823	18,039	18,255	18,471
March	14,580	14,843	15,290	16,095	14,964	14,665	17,395	18,233	17,573	17,666	18,089	17,898	17,860	16,085	16,992	17,409	17,625	17,841	18,057	18,273	18,489
April	14,769	14,937	15,570	16,172	15,124	14,850	17,604	18,703	17,815	17,798	18,227	17,977	17,331	16,250	17,059	17,427	17,643	17,859	18,075	18,291	18,507
May	14,880	15,146	15,694	16,062	15,132	15,074	17,593	18,693	17,769	17,652	17,945	17,817	16,694	16,476	17,229	17,445	17,661	17,877	18,093	18,309	18,525
June	14,700	15,025	15,564	15,554	14,832	14,825	17,340	18,813	17,973	17,963	17,972	17,942	16,552	16,560	17,247	17,463	17,679	17,895	18,111	18,327	18,543
July	14,868	15,195	15,807	15,519	14,879	15,379	17,522	18,870	18,130	18,180	18,005	18,002	16,511	16,638	17,265	17,481	17,697	17,913	18,129	18,345	18,561
August	15,100	15,385	15,829	15,240	14,675	16,103	17,549	18,806	17,919	18,051	17,751	18,090	16,367	16,655	17,283	17,499	17,715	17,931	18,147	18,363	18,579
September	14,850	15,285	16,025	15,172	14,724	16,412	17,605	18,549	18,026	18,179	17,865	17,856	16,215	16,698	17,301	17,517	17,733	17,949	18,165	18,381	18,597
October	14,836	15,381	16,311	15,271	14,856	16,993	17,880	18,430	18,127	18,348	17,943	17,947	16,311	16,821	17,319	17,535	17,751	17,967	18,183	18,399	18,615
November	15,025	15,340	16,460	15,205	14,625	17,168	17,848	17,981	17,573	17,973	17,666	18,060	16,165	16,982	17,337	17,553	17,769	17,985	18,201	18,417	18,633
December	14,716	15,199	16,204	15,062	14,654	17,235	17,874	17,707	17,537	18,078	17,799	17,759	16,094	17,023	17,355	17,571	17,787	18,003	18,219	18,435	18,651
Net Ann. Inc.	401	483	1,005	-1,142	-408	2,581	639	-167	-170	541	-279	-40	-1,665	929	332	216	216	216	216	216	216
Ave. Mo. Inc.	33	40	84	-95	-34	215	53	-14	-14	45	-23	-3	-139	77	28	18	18	18	18	18	18

MONTHLY POPULATION AVERAGES - MAY 2022

Unit/Center	5/2	5/3	5/4	5/5	5/6	5/9	5/10	5/11	5/12	5/13	5/16	5/17	5/18	5/19	5/20	5/23	5/24	5/25	5/26	5/27	5/30	5/31	AVG
Benton	316	325	325	317	318	318	318	322	312	312	317	327	326	321	320	325	325	326	325	323	325	323	321
Cummins	1,962	1,961	1,960	1,960	1,954	1,949	1,947	1,958	1,956	1,956	1,954	1,952	1,945	1,958	1,959	1,957	1,957	1,977	1,974	1,974	1,976	1,974	1,960
Delta	607	606	604	603	603	601	601	611	610	609	608	605	604	602	595	593	593	602	602	602	598	602	603
East AR Reg	1,571	1,570	1,568	1,568	1,566	1,564	1,562	1,560	1,559	1,568	1,564	1,560	1,556	1,554	1,566	1,559	1,556	1,556	1,565	1,563	1,562	1,563	1,563
Ester	577	574	578	574	571	567	570	573	569	567	575	576	575	576	572	570	576	573	569	577	577	577	573
Grimes	1,065	1,065	1,065	1,060	1,070	1,066	1,066	1,068	1,062	1,060	1,066	1,067	1,067	1,066	1,069	1,065	1,065	1,064	1,060	1,070	1,070	1,070	1,066
Max Sec	557	557	556	556	556	556	556	557	555	557	557	557	557	557	558	558	558	558	558	561	563	561	558
McPherson	991	989	984	992	986	979	973	989	977	969	972	971	972	966	969	967	967	967	961	968	972	968	975
MCWRC	138	137	140	138	138	138	138	138	141	141	142	142	142	146	145	145	145	148	148	148	148	148	142
N Central	816	814	825	824	831	830	826	826	822	822	836	832	832	832	833	831	831	825	824	812	824	812	825
NWAWRC	98	96	99	100	99	99	100	100	100	100	98	100	100	100	100	100	100	100	100	100	99	100	99
Ouachita River	1,759	1,787	1,771	1,788	1,807	1,807	1,808	1,804	1,792	1,763	1,771	1,763	1,804	1,779	1,789	1,790	1,784	1,781	1,811	1,788	1,799	1,788	1,788
Randall L Williams	540	544	544	545	545	546	550	549	548	542	537	536	536	536	545	538	544	547	544	542	541	542	543
Pine Bluff	528	526	525	535	532	531	529	528	526	529	530	531	534	534	523	528	527	522	520	525	535	525	528
PB Reentry	53	53	53	53	53	53	53	51	51	54	52	52	52	52	51	51	50	54	54	54	54	54	53
TRCC	123	123	123	123	123	123	123	123	123	122	122	122	122	121	121	121	121	121	121	124	124	124	122
Tucker	602	614	614	610	609	610	611	610	610	616	616	616	615	616	613	613	613	612	612	612	612	612	612
Varner	1,627	1,617	1,615	1,612	1,609	1,607	1,604	1,605	1,607	1,619	1,613	1,620	1,614	1,612	1,613	1,613	1,613	1,620	1,619	1,614	1,616	1,614	1,614
Wrightsville	844	842	838	846	846	844	843	849	853	849	849	850	849	850	845	843	841	836	832	835	835	835	843
WR Hawkins-Females	254	253	256	256	253	253	253	253	253	252	251	249	248	247	246	246	255	255	255	255	255	255	252
WR Hawkins-Males	192	192	192	192	199	200	200	200	200	200	200	200	200	200	200	199	199	199	199	199	199	199	198
Total ADC	15,220	15,245	15,235	15,252	15,268	15,241	15,231	15,274	15,226	15,207	15,230	15,228	15,250	15,225	15,232	15,213	15,211	15,243	15,253	15,246	15,284	15,246	15,238
ALETA	17	17	17	17	17	17	17	17	17	17	17	17	17	17	17	17	17	17	17	17	17	17	17
Ar State Police	56	56	55	55	55	56	56	56	56	55	55	55	55	55	55	55	54	54	53	53	53	53	55
Co Jail / M	1,361	1,338	1,333	1,330	1,319	1,338	1,364	1,369	1,366	1,404	1,367	1,393	1,382	1,407	1,398	1,453	1,482	1,438	1,402	1,437	1,435	1,437	1,389
Co Jail / F	106	103	104	109	110	118	118	99	97	102	102	108	107	110	109	107	115	107	108	105	107	105	107
Total Co Jail BK	1,467	1,441	1,437	1,439	1,429	1,456	1,482	1,468	1,463	1,506	1,469	1,501	1,489	1,517	1,507	1,560	1,597	1,545	1,510	1,542	1,542	1,542	1,496
309M	222	222	221	220	220	220	217	216	216	213	213	211	215	215	215	215	215	215	220	219	219	219	217
309F	90	91	91	89	89	89	89	88	88	88	88	89	89	90	89	89	89	89	88	88	88	88	89
Total Act 309	312	313	312	309	309	309	306	304	304	301	301	300	304	305	304	304	304	304	308	307	307	307	306
Total Non ADC	1,852	1,827	1,821	1,820	1,810	1,838	1,861	1,845	1,840	1,879	1,842	1,873	1,865	1,894	1,883	1,936	1,973	1,920	1,889	1,919	1,919	1,919	1,874
Total	17,072	17,072	17,056	17,072	17,078	17,079	17,092	17,119	17,066	17,086	17,072	17,101	17,115	17,119	17,115	17,149	17,184	17,163	17,142	17,165	17,203	17,165	17,112

FISCAL YEAR 2022 COUNTY JAIL BACKUP - MAY 2022

DAY	Jul-21	Aug-21	Sep-21	Oct-21	Nov-21	Dec-21	Jan-22	Feb-22	Mar-22	Apr-22	May-22
1	1,059	* 1,294	1,583	1,777	2,050	2,125	* 2,117	2,350	1,889	1,498	* 1,430
2	1,090	1,309	* 1,612	* 1,777	2,023	2,108	* 2,117	2,375	1,853	* 1,498	1,467
3	* 1,090	1,342	1,624	* 1,777	2,045	2,092	2,114	2,333	1,808	* 1,498	1,441
4	* 1,090	1,356	* 1,624	1,792	2,076	* 2,092	2,100	2,341	1,769	1,517	1,437
5	1,096	1,370	* 1,624	1,773	2,111	* 2,092	2,117	* 2,341	* 1,769	1,490	1,439
6	1,096	1,396	1,645	1,773	* 2,111	2,099	2,102	* 2,341	* 1,769	1,480	1,429
7	1,114	* 1,396	1,645	1,789	* 2,111	2,133	2,134	2,361	1,756	1,467	* 1,429
8	1,089	* 1,396	1,603	1,816	2,103	2,103	* 2,134	2,310	1,705	1,458	* 1,429
9	1,090	1,408	1,620	* 1,816	2,118	2,099	* 2,134	2,277	1,662	* 1,458	1,456
10	* 1,090	1,405	1,649	* 1,816	2,135	2,080	2,141	2,252	1,622	* 1,458	1,482
11	* 1,090	1,404	* 1,649	1,856	2,099	* 2,080	2,144	2,230	1,617	1,433	1,468
12	1,121	1,416	* 1,649	1,875	2,098	* 2,080	2,174	* 2,230	* 1,617	1,456	1,463
13	1,125	1,436	1,638	1,841	* 2,098	2,093	2,196	* 2,230	* 1,617	1,472	1,506
14	1,146	* 1,436	1,606	1,868	* 2,098	2,098	2,227	2,206	1,581	1,494	* 1,506
15	1,131	* 1,436	1,628	1,913	2,123	2,101	* 2,227	2,177	1,549	1,470	* 1,506
16	1,155	1,435	1,657	* 1,913	2,105	2,134	* 2,227	2,154	1,525	* 1,470	1,469
17	1,189	1,460	1,693	* 1,913	2,135	2,158	2,251	2,127	1,533	* 1,470	1,501
18	* 1,189	1,485	* 1,693	1,926	2,150	* 2,158	2,251	2,090	1,528	1,510	1,489
19	* 1,189	1,499	* 1,693	1,935	2,180	* 2,158	2,282	* 2,090	* 1,528	1,504	1,517
20	1,208	1,499	1,711	1,953	* 2,180	2,212	2,311	* 2,090	* 1,528	1,485	1,507
21	1,228	* 1,499	1,721	1,956	* 2,180	2,228	2,335	2,040	1,505	1,470	* 1,507
22	1,237	* 1,499	1,752	1,956	2,144	2,196	2,336	2,040	1,509	1,447	* 1,507
23	1,259	1,514	1,722	* 1,956	2,151	2,172	* 2,336	2,022	1,538	* 1,447	1,560
24	* 1,259	1,527	1,719	* 1,956	2,165	2,172	* 2,336	1,964	1,511	* 1,447	1,597
25	* 1,259	1,511	* 1,719	1,975	2,192	* 2,172	2,301	1,950	1,493	1,420	1,545
26	1,248	1,523	* 1,719	2,003	2,191	* 2,172	2,313	* 1,950	* 1,493	1,393	1,510
27	1,233	1,540	1,727	1,987	* 2,191	2,172	2,323	* 1,950	* 1,493	1,395	1,542
28	1,248	* 1,540	1,757	2,013	* 2,191	2,184	2,322	1,911	1,510	1,410	* 1,542
29	1,266	* 1,540	1,780	2,026	2,190	2,175	* 2,322		1,494	1,430	* 1,542
30	1,294	1,526	1,804	* 2,026	2,153	2,158	* 2,322		1,500	* 1,430	1,542
31	* 1,294	1,562		* 2,026		2,117	2,345		1,481		1,542
Avg Daily Backup	1,170	1,450	1,676	1,896	2,130	2,136	2,229	2,169	1,605	1,463	1,494

Notes: Totals do not include 309 Contracts in County Jails (maximum of 336)

County Jail Back-up for May 2022 - 1,494

County Jail Back-up Fiscal Year Average as of May 31, 2022 - 1

Short-Term Revocation Program Average for May 2022 - 556

Short-Term Revocation Program Fiscal Year Average as of May 31, 2022 - 610

STTG UNIT COUNTS – MAY 2022

Unit	Beginning Total	Confirmed	Suspected	In	Out	Paroled	Removed	Ending Total	Total Unit Population	Unit % of STTG's
Benton	89	0	0	13	2	7	1	92	325	28.31%
Cummins	642	0	0	64	48	0	0	658	1,973	33.35%
Delta	216	0	0	11	13	0	0	214	594	36.03%
EARU	624	0	0	16	11	3	0	626	1,553	40.31%
Ester	125	1	0	34	18	8	0	134	573	23.39%
Grimes	381	0	0	25	14	8	2	382	1,070	35.70%
Hawkins	46	0	0	4	0	0	0	50	454	11.01%
Max	280	0	0	12	10	0	0	282	565	49.91%
Mcperson	41	4	1	2	0	3	0	45	968	4.65%
MCWR	41	0	0	8	0	1	0	48	145	33.10%
NCU	274	0	0	33	15	16	0	276	824	33.50%
NWAWR	28	0	0	1	3	1	0	25	100	25.00%
ORCU	506	0	0	109	198	15	0	402	1,525	26.36%
ORCU Intake	104	119	0	0	128	0	0	95	253	37.55%
Pine Bluff	184	0	0	32	26	0	0	190	587	32.37%
RLW	209	0	0	24	16	9	0	208	547	38.03%
TWR	52	0	0	3	3	0	0	52	124	41.94%
Tucker	201	0	0	10	3	3	0	205	609	33.66%
Varner	668	0	0	34	24	9	0	669	1,615	41.42%
Wrightsville	304	0	0	6	17	10	0	283	845	33.49%
Total	5,015	124	1	441	549	93	3	4,936	15,249	32.37%

ORCU Intake brought in 119 new STTG members into ADC last month.

STTG DISCIPLINARY REPORT – MAY 2022

Unit	STTG Incidents	STTG Suspected Incidents	Total Unit Disciplinary	Disciplinary Involving STTG	Percentage
Benton	0	0	14	5	35.71%
Cummins	0	0	346	185	53.47%
Delta	0	0	95	55	57.89%
EARU	0	0	184	116	63.04%
Easter	0	0	24	8	33.33%
Grimes	2	0	219	111	50.68%
Hawkins	0	0	1	0	0.00%
Max	0	0	105	65	61.90%
Mcperson	0	0	100	8	8.00%
MCWR	0	0	1	0	0.00%
NCU	1	0	80	51	63.75%
NWAWR	0	0	8	5	62.50%
ORCU	0	0	80	40	50.00%
ORCU Intake	0	0	4	1	25.00%
Pine Bluff	0	0	67	39	58.21%
RLW	0	0	110	59	53.64%
TWR	0	0	1	0	0.00%
Tucker	0	0	54	27	50.00%
Varner	0	0	326	161	49.39%
Wrightsville	0	0	46	29	63.04%
Total	3	0	1,865	965	51.74%

STTG COUNTS BY STTG SET – MAY 2022

STTG Set	Benton	Cummins	Delta	EARU	Ester	Grimes	Hawkins	Max	Mcperson	MCWR	NCU	NWAWR	ORCU	Intake	PB	RLW	TWR	Tucker	Varnier	Wrightsville	Total
Asian	2	1	0	2	0	0	0	0	0	1	0	0	2	1	0	0	0	1	0	0	10
Bloods	18	150	34	121	23	69	8	63	3	8	51	10	64	10	33	28	10	32	148	54	937
Crips	8	74	22	70	14	33	6	34	7	6	26	3	40	7	19	20	4	17	95	38	543
Folk	3	60	0	55	5	35	11	29	6	2	16	5	99	13	10	10	15	15	64	15	468
GD	15	132	40	158	27	83	1	71	0	14	51	0	14	5	43	46	0	60	143	57	960
Mexican	4	17	7	16	6	14	3	4	5	2	7	0	10	3	7	9	0	4	25	13	156
Motorcycle	0	2	1	2	0	0	0	1	1	0	2	0	1	3	1	1	0	0	1	3	19
Other	4	19	9	22	14	11	3	8	3	1	15	0	16	3	8	14	2	8	25	5	190
People	1	29	9	20	2	27	2	19	3	0	14	1	13	4	11	7	0	9	21	9	201
Unknown	1	13	2	20	0	1	0	4	0	0	3	0	14	3	0	1	3	5	5	7	82
W/S	18	76	56	54	22	50	16	8	17	7	44	6	106	28	32	38	18	23	60	35	714
AB	0	8	0	5	2	4	0	1	0	1	1	0	2	1	0	2	0	3	11	3	44
AC	0	8	8	13	2	7	0	5	0	0	9	0	1	1	2	3	0	2	13	6	80
NAE	7	37	9	29	6	17	0	15	0	2	14	0	7	6	14	11	0	8	27	15	224
WAR	11	32	17	39	11	31	0	20	0	4	23	0	13	7	10	18	0	18	31	23	308
Total	92	658	214	626	134	382	50	282	45	48	276	25	402	95	190	208	52	205	669	283	4,936

Key:

GD = Gangster Disciples

W/S = White Supremacist

NAE = New Aryan Empire

WAR = White Aryan Resistance

AC = Aryan Circle

AB = Aryan Brotherhood

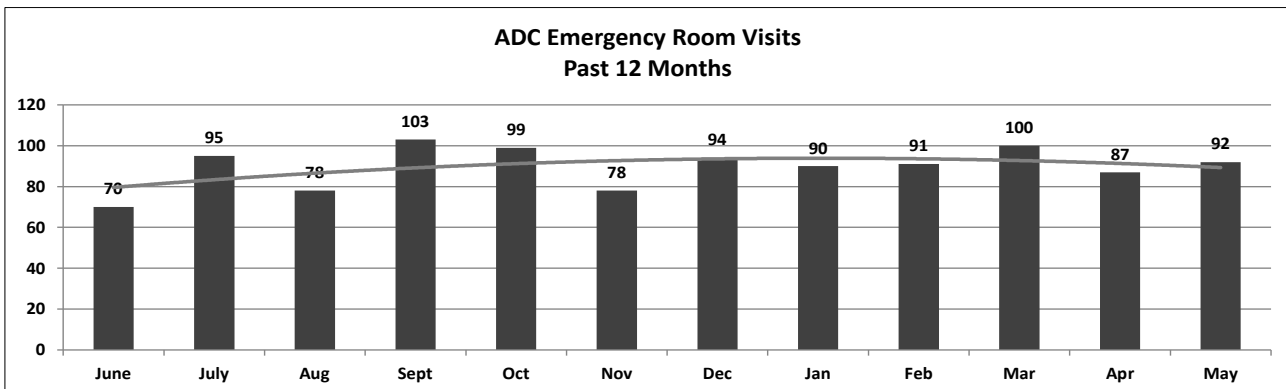
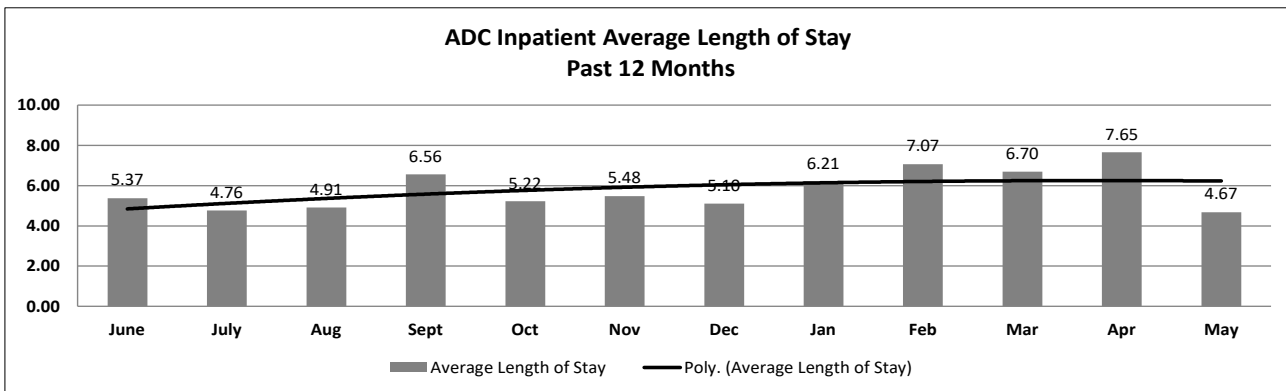
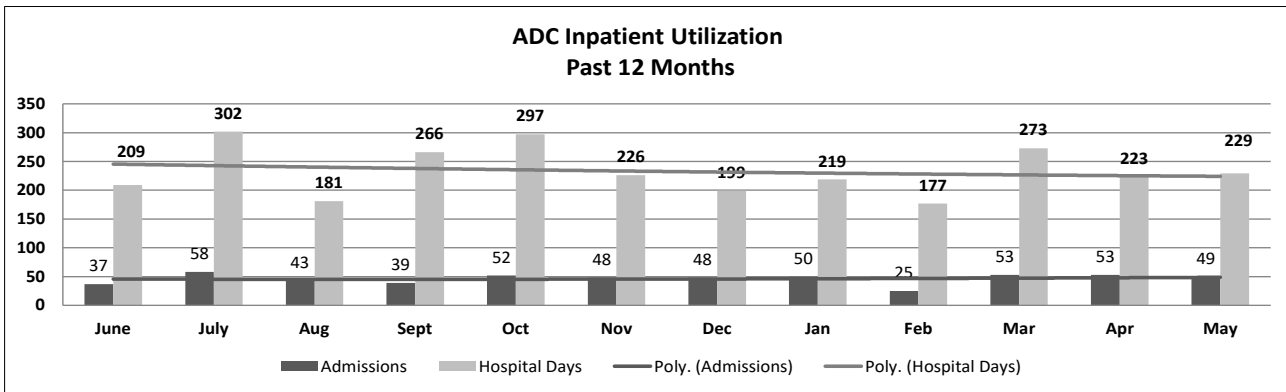
ADC INPATIENT AND EMERGENCY ROOM UTILIZATION

ADC Inpatient Statistics Past 12 Months

	2021							2022					Average
	June	July	Aug	Sept	Oct	Nov	Dec	Jan	Feb	Mar	Apr	May	
Admissions	37	58	43	39	52	48	48	50	25	53	53	49	46.3
Hospital Days	209	302	181	266	297	226	199	219	177	273	223	229	233.4
Average Length of Stay	5.37	4.76	4.91	6.56	5.22	5.48	5.10	6.21	7.07	6.70	7.65	4.67	5.05

ADC ER Visits Past 12 Months

	2021							2022					Average
	June	July	Aug	Sept	Oct	Nov	Dec	Jan	Feb	Mar	Apr	May	
Emergency Room Visits	70	95	78	103	99	78	94	90	91	100	87	92	89.8



CONFIDENTIAL: This report is prepared for quality assurance or peer review purposes, is absolutely privileged, and will not be discoverable or admissible in any legal proceeding, pursuant to ACA§16-46-105, ACA§20-9-501, and ACA§20-9-503.

MEDICAL GRIEVANCE BOARD REPORT – MAY 2022

Unit	<i>Acknowledged/ Received</i>	<i>Rejected</i>	<i>Reviewed & Signed by Dep Director</i>	<i>With Merit</i>	<i>With Merit, but Resolved</i>	<i>% With Merit</i>	<i>Without Merit</i>
Benton	0	0	0	0	0	0%	0
CMU	1	0	1	0	0	0%	1
Cummins	15	0	11	0	0	0%	11
Delta	9	1	5	1	0	20%	4
EARU	19	0	15	1	0	7%	14
EARU Max	22	1	6	0	0	0%	6
Ester	0	0	0	0	0	0%	0
Grimes	6	2	11	0	1	9%	10
Hawkins	0	0	0	0	0	0%	0
McPherson	9	1	7	0	1	14%	6
MCWRC	0	0	0	0	0	0%	0
MSU	6	0	10	1	0	10%	9
North Central	10	0	3	0	0	0%	3
NWAWRC	0	0	0	0	0	0%	0
Ouachita	9	2	8	0	0	0%	8
Pine Bluff	0	1	1	1	0	100%	0
Randall L. Williams	1	0	0	0	0	0%	0
SNN	0	0	0	0	0	0%	0
TRCC	0	0	0	0	0	0%	0
Tucker	16	0	13	0	0	0%	13
Varner	1	2	0	0	0	0%	0
Varner Super Max	8	2	16	0	0	0%	16
WRU	3	2	1	0	0	0%	1
WHM	1	0	0	0	0	0%	0
WWR	0	0	0	0	0	0%	0
Total	136	14	108	4	2	6%	102

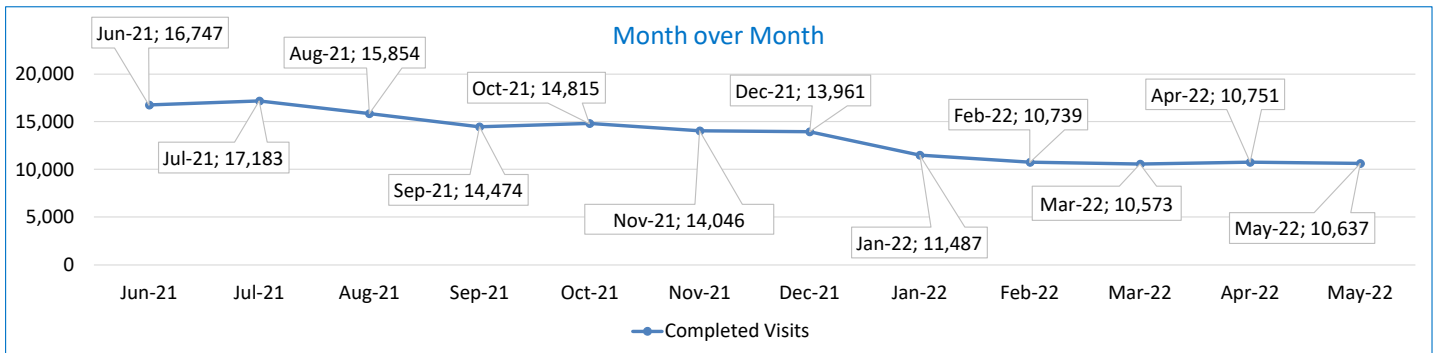
SECURUS VIDEO VISITATION REPORT MAY 2022

AR-DOC SVV Activity Tracker

Total ADP 15,364

Total Visits by Month	Jun-21	Jul-21	Aug-21	Sep-21	Oct-21	Nov-21	Dec-21	Jan-22	Feb-22	Mar-22	Apr-22	May-22
Total (Includes SuperMax)	16,747	17,183	15,854	14,474	14,815	14,046	13,961	11,487	10,739	10,573	10,751	10,637
Target Objective	15,587	15,587	15,587	15,587	15,587	15,587	15,587	15,587	15,587	15,587	15,587	15,587

Anywhere Visitation Performance:



Completed Visits

Site	Current Month	Previous Month
Benton	196	216
Cummins	980	880
Delta Regional	379	346
East Arkansas Regional	1,284	1,239
Ester	409	478
Grimes	817	888
J Aaron Hawkins Sr.	632	649
Tucker Max	489	538
Mcpherson	564	536
Mississippi County WRC	127	117
North Central	1,176	1,148
NW Arkansas WRC	26	40
Ouachita River	930	972
Pine Bluff Complex	389	308
Randall L Williams	184	229
State Police Barracks	109	107
Texarkana Regional	67	49
Tucker Unit	183	177
Varner	964	1,067
Wrightsville Unit	701	751
Pine Bluff Re-Entry	31	16
Tucker Re-entry	0	0
Total:	10,637	10,751

Missed by Inmate

Site	Current Month	Previous Month
Benton	9	5
Cummins	41	65
Delta Regional	16	15
East Arkansas Regional	35	20
Ester	4	13
Grimes	10	7
J Aaron Hawkins Sr.	16	18
Tucker Max	13	7
Mcpherson	13	17
Mississippi County WRC	10	3
North Central	12	25
NW Arkansas WRC	5	4
Ouachita River	25	39
Pine Bluff Complex	17	9
Randall L Williams	4	4
State Police Barracks	5	6
Texarkana Regional	5	3
Tucker Unit	11	4
Varner	101	57
Wrightsville Unit	13	7
Pine Bluff Re-Entry	1	1
Tucker Re-entry	0	0
Total:	366	329

**SECURUS TABLET REPORT
MAY 2022**

Facility Name	Personal Tablets (All)	\$0	\$5	Community / Inventory	Officer	Total	New Subscriptions
Benton Unit	320	120	200	69	8	397	4
Cummins Unit	1,383	873	509	772	14	2,169	109
Delta Regional Unit	431	252	179	208	16	655	56
East Arkansas Regional Unit	870	543	327	715	10	1,595	78
Ester Unit	533	340	193	207	20	760	36
Grimes Unit	759	467	292	322	14	1,095	73
J. Aaron Hawkins Sr. Center For Women	361	226	135	140	19	520	13
McPherson Unit	711	427	284	467	17	1,195	82
Mississippi County Work Release Center	148	65	83	56	9	213	0
North Central Unit	638	388	250	164	10	812	87
Northwest Arkansas Work Release Center	98	40	58	15	8	121	1
Ouachita River Correctional Unit	950	559	391	1,156	14	2,120	59
Pine Bluff Reentry Center	54	10	44	22	0	76	0
Pine Bluff Unit	427	266	161	174	9	610	30
Randall L. Williams Facility	390	229	161	91	15	496	27
State Police Barracks	53	28	25	9	3	65	0
Texarkana Regional Correctional Center	122	38	84	40	10	172	0
Tucker Maximum Security Unit	264	153	110	359	15	638	17
Tucker Reentry Center	0	0	0	45	2	47	0
Tucker Unit	484	285	199	257	10	751	46
Varner Unit	920	586	334	766	21	1,707	81
Wrightsville Unit	750	458	292	304	9	1,063	34
TOTAL	10,666	6,353	4,311	6,358	253	17,277	833

CONSTRUCTION BUDGET / STATUS REPORT - JUNE 6, 2022 — [Page 1 of 2]

Fund	Project Description	Approved Budget	Actual Budget Spent	Available Budget	\$ % Complete	Construction % Complete	Notes
700483A	EARU Max Rec Expanded Metal Rec Yard	879,000	812,795	66,205	92%	64%	Construction of the Rec Pens at EARU began on 1/03/2022. We are making great progress with this project. The funds spent on this project is reflective of the engineering fees, material and construction of the panels. The remaining balance of construction completion will be actual construction of the rec pens.
700483A	Tucker Max Expanded Metal Rec Yard	1,800,000	1,139,825	660,175	63%	25%	DBA Approved to proceed. We are constructing the panels on-site. Material list has been ordered and delivered. The funds spent on this project is reflective of engineering fees and the material needed to construct the rec pen panels.
700483A	Cummins Expanded Metal Rec Yard	368,617	50,012	318,605	14%	10%	Plans on hold, will modify for exp. Metal. Funds spent on this project is reflective of engineering fees spent against this portion of the overall project.
KBR4Q95	Bullpens	851,999	388,676	463,323	46%	45%	Varner & EARU complete. Installation underway at Max. Locks delivered. Working on bullpens now.
KBR4Q95	13 & 15 Barracks Door Revisions	174,000	119,111	54,889	68%	68%	All doors and locks installed in 13 Barracks. 15 barracks has been remeasured for quality assurance and we are fabricating the revisions at this time at Central Maintenance.
7004828	Entegrity Energy Improvements Phase 2 at Tucker and Max	18,603,150	7,245,071	11,358,079	39%	39%	Lighting is complete at the Max and Tucker Unit. HVAC has began at the Max and Tucker Unit and is expected to for the next several months, depending on weather. Plumbing has also began at the MAX and Tucker Unit.
KBSHW18	Tucker Water Treatment	1,093,848	111,312	982,537	10%	0%	The original blueprints has been completed and approved. The detail drawings are complete. Submittals has been presented to DBA for final approval. Awaiting notice to proceed. The funds spent on this project is reflective of engineering and design fees.
KBSFW18	Max Armory	100,000	67,089	32,911	67%	20%	We have our notice to proceed from DBA. Dedicated staff to be on-site by 6/6/2022 to begin preparation of site for construction. Project projected to begin on-site 6/13/2022.
KBR4Q95			-				
7004810	Administrative East Roof Replacement	1,802,000	74,981	1,727,019	4%	0%	The funds spent is reflective of engineering fees. Pre-con meeting was held on May 3rd to discuss start of project. All material on-site for RLW modified bitumen roof. Work has began on RLW.
7004810	Central Warehouse Roof Replacement	424,000	27,372	396,628	6%	0%	
7004810	RLW Roof Replacement	3,074,000	141,903	2,932,097	5%	5%	
865C	NCU Perimeter Security	600,000	20,625	542,766	10%	0%	We have received the notice to proceed from DBA. There has been a pre-con meeting set for June 15th to assess mobilization and start date for the project. The funds spent is reflective of on-call design fees.
7004820			30,334				
KBR4Q95			6,275				
N98	Max Re-Entry Generator Project	135,000	16,635	118,365	12%	0%	Plans submitted to DBA. We have received our notice to proceed on this project. Funds spent are reflective of engineering fees.
KBR4Q95	NCU Replacement Generator Project	202,000	20,081	181,919	10%	10%	DBA Approved. Generator is purchased. ETA is June 13, 2022. Funds spent on this project is on-call design fees and material needed once generator is received.
7004820	Tucker 10 Barracks Sidewalk	70,259	15,891	54,368	23%	80%	Sidewalk is complete. We have installed post and wrapping with fence. Conduit and wire for lighting and cameras are ran. This project has several additional elements added that will better secure movement through the compound. The difference in funds spent and construction complete is due to use of on-site material identified after the budget was approved.
7004820	Lethal Fence Control for Cummins, Varner SuperMax, Tucker Max, & EARU	1,090,000	64,207	1,025,793	6%	0%	Project has cleared DBA. The project has been awarded to Tri-State. Working with the vendor on start date of this project. Funds spent on this project is reflective of on-call design fees.



CONSTRUCTION BUDGET / STATUS REPORT - JUNE 6, 2022 — [Page 2 of 2]

Fund	Project Description	Approved Budget	Actual Budget Spent	Available Budget	\$ % Complete	Construction % Complete	Notes
<u>Telephone Projects</u>							
Maintenance & Operations	Fire Alarm Upgrades (All Units)	41,000	33,356	7,644	81%	80%	on-going
	Stainless Steel - Kitchen/Shower/Restrooms - All Units	20,000	18,368	1,632	92%	90%	continual need
	Gates and Fences all units	25,000	13,986	11,014	56%	54%	to improve security
	ACA Maintenance	100,000	98,525	1,475	99%	98%	Working with Wrightsville, Benton and Tucker with 2022 ACA.
	ADA Projects - All Units	10,000	9,915	85	99%	97%	Working with Varner for the sports field sidewalk.
	Fast Top Floor Systems (kitchen/laundry/showers all units)	25,000	15,920	9,080	64%	64%	Benton complete. MCWRC flooring has been delivered. Ouachita kitchen material has been ordered and awaiting arrival.
	Camera Equipment - All Units	320,000	299,579	20,421	94%	94%	cameras as requested/approved.
	Lock/Riot Gates - All Units	90,500	66,183	24,317	73%	72%	on-going.
	AC Units-All Units	70,000	69,679	321	100%	100%	repairing & replacing daily.
Subtotal	\$ 701,500	\$ 625,511	\$ 75,989				
Capital Projects FY21 Carry Forward	Metal Ceilings	25,000	-	25,000	0%	0%	Wrightsville showers are underway.
	ORCU Gravel Pit Operations	35,000	13,585	21,415	39%	39%	on-going.
	Dog Kennel/Horse Stable Malvern	48,000	47,476	524	99%	96%	This building project for the dog kennel is complete.
	Emergency Generator - All Units	130,000	49,266	80,734	38%	38%	Cummins 300kW generator complete. Hawkins Unit Gen is installed and operational. Max Gen mat'l rec'd, Generator rec'd. Cummins East Bldg. we have approval awaiting Max generator install.
	Tucker 4 new filters & one aeration tank	10,000	8,943	1,057	89%	100%	Project is complete.
	Roof Repairs-Cummins	130,700	-	90,070	31%	30%	Prepared large order for multiple Units. Need repairs at ORCU, Wrightsville, Cummins & others. Varner & ORCU working on repairs, received TPO. We have also assessed Mississippi County Work Release and identified need for repair. Office of State Procurement secured a State contract to purchase roofing materials.
	Roof Repairs-Cummins Laundry		-				
	Construction/Maintenance		23,443				
	Roof Repairs-Delta		3,758				
	Roof Repairs-East Arkansas		-				
	Roof Repairs-Max		-				
	Roof Repair-McPherson		197				
	Roof Repair - NCU		12,475				
	Roof Repair - RLW		-				
	Roof Repairs-Tucker		757				
Roof Repairs-Varner	-						
Roof Repairs-Wrightsville	-						
Subtotal	\$ 378,700	\$ 159,900	\$ 218,800				
New Projects	Delta Perimeter	622,000	30,812	591,188	5%	0%	Notice to proceed has been issued by DBA. We have a pre-con meeting scheduled for June 15th to discuss start date for this project. Funds spent on this project is reflective of on-call design fees.
	Wrightsville Perimeter		-	0	0%	0%	
	PB Warehouse Drive Replacement	118,000	-	118,000	0%	0%	The fuel island portion of this project is expected to be complete by June 30, 2022.
	Subtotal	\$ 740,000	\$ 30,812	709,188			
	Architect Fees	80,000	20,257	59,743	25%		
Total	\$ 1,900,200	\$ 836,480	\$ 1,063,719.55				

Notes Report has not been reconciled against Accountings Reconciled Reports. Tolerance/Deviation is with in 1% of Projected Spending.