



# BOARD REPORT

February 2022



Dexter Payne,  
Director

DIVISION OF  
CORRECTION



@ARDeptofCorrections



@adcpio



@arcorrections

## POPULATION REPORT

### RESEARCH/PLANNING

#### January 2022 Admissions and Releases –

Admissions for January 2022 totaled **251** (221-males and 30-females) while releases totaled **345** (264-males and 81 females) for a net decrease in-house of **94** inmates.

#### Inmate Population Growth/Projection –

At the end of January 2022, the jurisdictional population for the Division of Correction totaled **17,154**, representing an increase of **131** inmates since the first of January 2022. At reporting time, calendar year 2022 has seen an average increase of **131** inmates per month, which is up from an average monthly increase of **77** inmates per month during calendar year 2021. Under the Historical Data Projection, the tables for average monthly population growth for the last 15 years, the jurisdictional growth/rate, as well as the violent/nonviolent rates, have been updated.

#### Average County Jail Back-up –

The backup in the county jails averaged **2,229** inmates per day during the month of January 2022, which was up from the per-day average of **2,136** inmates during the month of December 2021. Of the **2,229** average, short-term revocations accounted for **550** (478 males and 72 females) during the month.

## INSTITUTIONS

### INMATE INSTITUTIONAL GRIEVANCES

**Inmate Formal/Informal Grievances:** During January, a total of 1,430 formal grievances and 2,202 informal grievances were filed at various units.

**Institutional Grievances Appeals:** There was a total of 405 appeals of institutional grievances received in January. Of those, 310 were acknowledged and 95 were rejected for various reasons. Of the total 435 appeals answered, 433 had no merit and two had merit.

### FARM

Throughout the month of January, farm workers stayed busy working on equipment in the shop to prepare for the next crop. With parts to repair equipment getting harder to find, work began on equipment leases for July 2023. Vendors have shared that it could take up to 18 months to receive the requested equipment.

Calves were shipped from Wrightsville in early January with one load staying in the state and two loads going to Oklahoma. The purchase of 15-20 bulls is being considered since artificial insemination will not be utilized for breeding season this year. Replacement heifers will be selected in March and April. Heifers that do not meet our standards will be sold through Superior Auctions in April or May.

A statewide meeting pertaining to the 2022 gardens was held during the month. The takeaway message to garden supervisors was to keep them simple and concentrate on what the kitchens will use. The wheat crop around the state looks very good. While the cold temperatures nipped it back a little, there was no damage. Fertilizing is planned for early February, with the remaining nitrogen split into two more applications spread out three weeks apart.

### REGIONAL MAINTENANCE HOURS

Regional Maintenance Hours	January 2022
Benton Unit	4,843
Delta Regional Unit	0
East Arkansas Regional Unit	0
Grimes Unit	0
McPherson Unit	152
Mississippi County Work Release	254
North Central Unit	0
Ouachita River Correctional Unit	2,856
Randall L. Williams Unit	1,088
Texarkana Regional Correctional Center	277
Tucker Unit	64
Varner Unit	0
Wrightsville Unit	1,696
<b>Total Hours</b>	<b>11,230</b>

### WORK RELEASE RENT REPORT

Unit	January 2022
Benton Unit	\$114,665.00
Mississippi County Work Release	\$54,655.00
Northwest Arkansas Work Release	\$43,928.00
Pine Bluff Work Release	\$31,924.00
Texarkana Regional Correctional Center	\$35,360.00
Wrightsville Hawkins Unit	\$17,935.00
<b>Total</b>	<b>\$298,467.00</b>

**REENTRY**

**RANDALL L. WILLIAMS**

**JUVENILE EDUCATION PROGRAM**

January 2022 Capacity: 20	Beginning Count	New Commitments	DCR/Punitive	Transferred/ Turned 18*	Paroled	End Count
Juveniles*	5	1	0	1	0	5

\*Juveniles are transferred from the program once they reach the age of 18.

**WORKFORCE ALLIANCE FOR  
GROWTH IN THE ECONOMY (WAGE)**

January 2022 Capacity: 120 Unit:	Beginning Count	Admissions During Mo.	Removed*	Completed	End Count
Delta	0	0	0	0	0
Hawkins	0	0	0	0	0
McPherson	0	0	0	0	0
Ouachita River	0	0	0	0	0
Tucker	0	0	0	0	0
<b>TOTAL</b>	<b>0</b>	<b>0</b>	<b>0</b>	<b>0</b>	<b>0</b>

\*The "Removed" column indicates the number of participants who transferred, signed out, received a disciplinary, were removed because test scores were not returned/were too low to continue, or were released from prison.

**ADVANCED PRINCIPLES  
AND APPLICATIONS FOR  
LIFE PROGRAM (APAL)**

January 2022 Capacity: 86	Beginning Count	Admissions During Mo.	Removed*	End Count
Ester	55	0	2	53
Hawkins	28	1	4	25
<b>TOTAL</b>	<b>83</b>	<b>1</b>	<b>6</b>	<b>78</b>

Advanced PAL is an 18-month reentry program that combines a pre-release curriculum with the PAL program.

\*The "Removed" column indicates the number of participants who paroled, completed the program, withdrew from the program, transferred, or were removed from the program for another reason.

**WRIGHTSVILLE-HAWKINS  
PATHWAY TO FREEDOM PROGRAM**

January 2022 Capacity: 200	Beginning Count	Enrolled During the Month	Removed	End Count*
Wrightsville-Hawkins PTF	192	9	9	192

\*The "End Count" column includes 12 graduates who remain in the Pathway to Freedom barracks.

**THINK LEGACY**

January 2022 Capacity: 635 Unit	Beginning Count	Admitted	Graduated	Removed*	End Count
Cummins	39	0	0	0	39
Delta Regional	22	0	0	0	22
East Arkansas Regional	38	0	0	0	38
McPherson	23	0	0	0	23
North Central	48	0	0	0	48
Ouachita River	0	0	0	0	0
Tucker	27	0	0	0	27
<b>Total</b>	<b>197</b>	<b>0</b>	<b>0</b>	<b>0</b>	<b>197</b>

\*The "Removed" column indicates the total number of participants who paroled, signed out, transferred, or were removed from the program for any other reason and are no longer in the barracks.

**TRAINING**

**DIVISION OF CORRECTION  
TRAINING - JANUARY 2022**

**BASIC TRAINING DIVISION –**

Under the direction of Instructor Perry Robinson, **BCOT Class 2021-P** graduated on January 7, 2022, with a total of 14 cadets.

The *Willis H. Sargent Award* recipient was Brittney Robinson of the North Central Unit.

*Academic Awards* were presented to the following:

- 1st – Robert Nichols, Transportation
- 2nd – Rickey Roberts, McPherson Unit
- 3rd – Arteria Heags, Varner Unit

Recipients of *Physical Fitness Awards* were:

- 1st – Rickey Roberts, McPherson Unit
- 2nd – Robert Nichols, Transportation
- 3rd – Tony Dawson, East Arkansas Regional Unit

**ADC TRAINING, continued**

Instructor Nicholas Reed's **BCOT Class 2021-Q** graduated on January 28, 2021, with a total of 8 cadets.

The *Willis H. Sargent Award* recipient was Gloria Norman of the Delta Regional Unit.

*Academic Awards* were presented to the following:

- 1st – Freddy Kendrick, Wrightsville Unit and David Moore, Delta Regional Unit
- 2nd – Icess Aldridge, East Arkansas Regional Unit
- 3rd – Samantha Thompson, Ouachita River Correctional Unit

Recipients of *Physical Fitness Awards* were:

- 1st – David Moore, Delta Regional Unit
- Quenton Walls, Northwest Arkansas Work Release
- Gloria Norman, Delta Regional Unit

**IN-SERVICE DIVISION –**

Classes held at the Training Academy during the month included *eOMIS Training: Basic* and *eOMIS Incident Report*. They each had 11 participants in attendance. A *ServSafe: Manager* class, attended by six students, was also held.

**eCADEMY –**

During January, 554 ADC employees completed a total of 11,156 hours of eCADEMY training.

**HEALTH/CORRECTIONAL PROGRAMS**

**CHAPLAINCY SERVICES**

**All Facilities** – With the return to essential movement restrictions implemented in January, volunteer services were suspended and general movement within the units was limited. Video systems served as the primary means of delivering religious teaching.

**Delta Regional Unit** – On January 22, 27 inmates completed the *Family Restoration* program.

A total of 36 inmates signed up for training called *33 The Series: A Man and His Traps*. It will be presented via the facility's video system beginning in February.

**Ester Unit** – On January 14, Ester Chaplaincy Services distributed 108 gift bags to the unit's indigent inmate population as a treat for the holiday weekend.

**ACCREDITATION**

**ACA Internal Audits Completed:**

- 01/05–01/09 ACA Conference in Phoenix and Panel Hearing for Varner Unit
- 01/17–01/19 Pine Bluff Complex File Review
- 01/21 Texarkana Regional Correctional Center File Review
- 01/24 Northeast Arkansas Work Release Center Visit
- 01/25 Texarkana Regional Correctional Center Visit
- 01/26–01/28 Correctional Industries File Review

**Classes Taught:**

01/27 Basic Correctional Officer Training

**Fire/Safety and Sanitation Independent Audits Conducted by the Fire and Sanitation Coordinator:**

- 01/24 Northeast Arkansas Work Release Center
- 01/25 Texarkana Regional Correctional Center
- 01/27–01/28 Benton Unit

**VOLUNTEER SERVICES**

**Total Number of Volunteer Hours for January 2022:**

Unit/Program	Hours
Delta Unit	0
East Arkansas Regional Unit	0
McPherson Unit	0
Mississippi County Work Release Center	0
Northwest Arkansas Work Release Center	4
Ouachita River Correctional Unit	0
Pine Bluff Complex	0
Texarkana Regional Correctional Center	0
Varner	0
PAWS	0
Think Legacy	0
Religious Services/Chaplaincy	162
<b>Total Hours</b>	<b>166</b>

**MENTAL HEALTH SERVICES**

**Reduction of Sexual Victimization Program (RSVP) and Sex Offender Treatment Programs (SOFT):**

January 2022	Capacity	Beginning Count	Completed	Removed	Admissions	End Count
RSVP	238	141	0	0	0	141
SOFT	30	7	0	1	0	6
<b>Total</b>	<b>268</b>	<b>148</b>	<b>0</b>	<b>1</b>	<b>0</b>	<b>147</b>

There are 1,192 males on the waiting list for RSVP and seven females on the waiting list for SOFT who are within five years of their TE date. Of those, 20 inmates are mandated by the Parole Board.

The average time on the waiting list from request is between one and two months for those stipulated.

\*The total on the waiting list, including those not currently within the identified timeframe, is 1,499 males and nine females. Of these, 1,191 are eligible and 317 are ineligible for the program. There is one PREA inmate in the program at this time.

\***Ineligibility is due to being in restrictive housing, having class IV status, or receiving a major disciplinary within the last 60 days.**

**MENTAL HEALTH SERVICES, *continued***

**Therapeutic Community (TC):**

January 2022 Unit	Capacity	Beginning Count	Completed	Removed	Admissions	End Count
Tucker	62	46	14	1	2	33
Wrightsville	50	36	2	1	0	33
<b>Total</b>	<b>112</b>	<b>82</b>	<b>16</b>	<b>2</b>	<b>2</b>	<b>66</b>

There are 589 males and 200 females on the waiting list who are within ten years of their release date. Of those, 32 are mandated by the Parole Board.

The average time on the waiting list from request is eight days.

\*The total on the waiting list, including those not currently within the identified timeframe, is 795 males and 213 females. Of these, 821 are eligible and 187 are ineligible for the program.

\*Ineligibility is due to being in restrictive housing, having class IV status, or receiving a major disciplinary within the last 60 days.

**Substance Abuse Treatment Program (SATP):**

January 2022 Unit	Capacity	Beginning Count	Completed	Removed	Admissions	End Count
Benton	20	18	0	0	0	18
Cummins	45	40	2	3	3	38
Maximum Security	4	4	0	0	0	4
Randall L. Williams	150	140	5	6	2	131
Wrightsville	100	95	9	4	9	91
<b>Total</b>	<b>319</b>	<b>297</b>	<b>16</b>	<b>13</b>	<b>14</b>	<b>282</b>

There are 1,924 males and 181 females on the waiting list who are within five years of their release date. Of those, 69 are mandated by the Parole Board.

The average time on the waiting list from request is 15 days.

\*The total on the waiting list, including those not currently within the identified timeframe, is 2,562 males and 212 females. Of these, 2,174 are eligible and 600 are ineligible for the program.

\*Ineligibility is due to being in restrictive housing, having class IV status, or receiving a major disciplinary within the last 60 days.

**PILOT PROGRAM – Substance User Rehabilitation Services (SURS):**

January 2022 Unit	Capacity	Beginning Count	Completed	Removed	Admissions	End Count
McPherson	150	99	4	12	0	83
Grimes	50	48	10	0	9	47
<b>Total</b>	<b>200</b>	<b>147</b>	<b>14</b>	<b>12</b>	<b>9</b>	<b>130</b>

**Substance Use Intervention Program:**

The Substance Use Intervention Program had no admissions and 19 discharges for an end-of-month count of 12 in January. This program is housed at the Varner Unit and is for inmates found guilty of a disciplinary violation for drug use or drug possession.

**Ouachita River Correctional Unit (ORCU) Residential Program Unit (RPU):**

The RPU had no admissions and three discharges in January for an end-of-month count of 116.

**McPherson Unit Mental Health Residential Program Unit (RPU):**

There were three admissions and three discharges in January for an end-of-month count of 40.

**Habilitation Program:**

The Habilitation Program at the Ouachita River Correctional Unit provided treatment services to 44 inmates in January. There were no admissions and one discharge, which resulted in an end-of-month count of 43.

**Anger Management Treatment:**

The Anger Management Treatment Program at the Cummins Unit did not provide treatment services to any inmates in January. There were no admissions or discharges, for an end-of-month count of zero.

**Suicide:**

There were 85 suicidal threats in January. There were four attempts, one of which resulted in death.

**MENTAL HEALTH SERVICES, continued**

**Staffing:**

The following Mental Health Services and Substance Abuse Treatment Program (SATP) positions were vacant in December 2021 and January 2022:

Positions	FTE's*	December 2021	January 2022
Psychologists	14	5	5
Psychological Examiners	2	2	2
Social Workers	31	18	19
Licensed Professional Counselors	2	1	1
Rehab Director	1	1	1
Rehab Facility Supervisors	3	1	1
Advisors	64	24	25
Substance Abuse Program Coord.	6	1	2
Substance Abuse Program Leaders	40	8	8
Administrative Specialists	17	3	3

\*FTE refers to authorized Full Time Equivalent positions.

**ADDITIONAL MENTAL HEALTH AND MEDICAL INFORMATION**

**Self-Study Classes:**

Classes	Number of Participants	Number Completed	Waiting List
Anger Management	72	72	842
Thinking Errors	67	67	782
Substance Abuse Education	100	100	591
Communication Skills	58	58	731
Domestic Violence	24	24	160
Victims of Domestic Violence	18	18	78
Stress Management	143	128	798
Parenting	43	43	259

**Outpatient:**

There were 2,061 inmates on the mental health medical log at the beginning of January. Mental Health staff conducted the following contacts during the month:

Case Management Contacts	1,786
Requests for Interviews	925
Testing	0
Intakes	326
Unit Requests	1,605
Pre-Lockup Reviews	322
Routine Restrictive Housing Reviews	778
Restrictive Housing Rounds	15,425
PREA Evaluations	67
Routine Follow-up	407
834 Requests	31

**County Mental Health Requests:**

During January, there were 466 requests received of a mental health nature. Of those, 262 inmates were fast-tracked to ADC. *Note: Most inmates were not transferred due to COVID-19.*

**County Medical Health Requests:**

During January, there were 789 requests received of a medical nature. A total of six inmates were fast-tracked to ADC.

**Medical Contract Reimbursements:**

Sanction reimbursements for ADC in December amounted to \$13,900.00.

**Deaths:**

There were six inmate deaths during the month of January. Three were claimed and three were cremated.

**Wellpath:**

See attachment for Wellpath's report regarding outside beds and emergency room visits.

**Medical Grievances:**

In January, there were 118 appeals of medical grievances received and 147 appeals were answered. Five were found to be with merit.

**SEX OFFENDER ASSESSMENT**

**Assessments Completed:**

Risk Level	January	September 1999 through January 2022
Level 1	4	1,217
Level 2	24	8,673
Level 3	20	7,468
Level 4	0	730
Default 3	2	*
<b>Total</b>	<b>50</b>	<b>18,088</b>
*Default Level 3's are included in the total number of Level 3's to date.		

**ACIC Numbers:**

The total number of sex offenders registered from September 1999 through January 2022:

Compliant	8,560
Delinquent	1,437
Confined	3,370
Out-of-State	3,995
Address Unknown	155
Deported	208
Incapacitated	105
Out of USA	19
<b>Total</b>	<b>17,849</b>

Consistent with current Arkansas law, deceased offenders no longer remain on the registry.

**PAWS IN PRISON**

January 2022 Unit	Enrolled	Graduated	Foster	Volunteer Hours
Hawkins Unit	5	2	0	0
Maximum Security Unit	8	3	0	0
McPherson Unit	8	0	0	0
North Central Unit	2	1	0	0
Ouachita River Correctional Unit	0	3	0	0
Randall L. Williams Unit	3	3	0	0
Tucker Unit	6	1	0	0
<b>Total</b>	<b>32</b>	<b>13</b>	<b>0</b>	<b>0</b>

**Completed Paws in Prison Training:**

January 2022 Program Graduates	13
YTD 2022 Program Graduates	13
Total Graduates Since Inception (December 2011)	1,883
Dogs Currently in Foster (Graduated, but Not Adopted)	0
January 2022 Volunteer Hours	0
YTD Volunteer Hours	0

**INFORMATION TECHNOLOGY**

**INMATE TABLETS** – Within the Division of Correction, a total of 1,836 inmate tablets were leased during January.

**INMATE VIDEO VISITS** – Inmates completed 11,487 video visits during the month and missed 565 within the Division of Correction.

**CONSTRUCTION/MAINTENANCE**

**PROJECT UPDATES**

**SEE CONSTRUCTION BUDGET / STATUS REPORT IN ATTACHMENTS SECTION (PAGES 23-24).**

**AGENCY HIGHLIGHTS**

**JANUARY 2022**

**PROMOTIONS**

Some of the promotions that occurred during the month of January included:

**Benton Unit**

- Sgt. Stephanie Jordan

**Delta Regional Unit**

- Lt. Clint Stanley

**Maximum Security Unit**

- Lt. Cantrell Bass
- Field Lt. Jake Beasley
- Captain William Freeman IV
- Field Sgt. Cierra Washington

**Mississippi Co. Work Release Center**

- Sgt. Jennifer Bricker

**Randall L. Williams Unit**

- Sgt. Jayla Burnett
- Sgt. Sa'Lexus Walls

**Tucker Unit**

- Lt. Austin Dancy
- EPC Lt. Jonathan Martin
- Field Lt. Justin Powell

**Varner Unit**

- Major Joseph Mahoney

**Wrightsville Unit**

- Sgt. Leman Bowers
- Lt. Steven Nelson
- Sgt. LaKendra Smith
- Sgt. Ukonu E. Ukonu

**HERRINGTON PRESENTED WITH SERVICE WEAPON UPON RETIREMENT**

A week after his January 1 retirement, Deputy Warden John Herrington was presented with his service weapon by Pine Bluff Complex Superintendent Joe Page III. He served 30 years with the Department of Corrections.



Sgt. Jordan



Lt. Stanley



Cpt. Freeman



Sgt. Bricker

**LEADERS ATTEND ACA WINTER CONFERENCE**

On January 8, Agency ACA Manager Shelly Lawrence, Secretary Solomon Graves, Deputy



Director William Straughn and ADC Director Dexter Payne attended the American Correctional Association Winter 2022 Conference in Phoenix, where the Varner Unit formally received ACA reaccreditation. They're pictured here with members of the Standards Commission after receiving their certificate.

**WILLIAMS SELECTED AS MEMBER OF LEADERSHIP PINE BLUFF**

Tameca Williams, ADC Division Policy Coordinator, was selected as a member of Leadership Pine Bluff's 2022 class by the Pine Bluff Regional Chamber of Commerce.



Williams

**DECADE MARKED WITH UNIT'S MEMORIAL TRIBUTE FOR CPL. BARBARA ESTER**

On January 20, staff of the East Arkansas Regional Unit observed the 10th anniversary of the death of Cpl. Barbara Ester with a memorial table honoring her legacy. Cpl. Ester, a 12-year veteran of the ADC, was killed at the hands of an inmate while on duty at the unit. Her service, dedication and memory lives on.



**309 PROGRAM PRESENTATION GIVEN TO SHERIFF'S ASSOCIATION MEMBERS**

During the month, Heather Bridges, Act 309 Coordinator, gave a presentation to jail administrators during the Arkansas Sheriffs' Association's Winter 2022 Conference.



Bridges

**TWO HONORED AT WRIGHTSVILLE**

Cpl. Jordan Boyd was announced as the January Employee of the Month.

Food Production Supervisor Katesha Simpkins was presented with the unit's "Caught Ya" award for doing an excellent job with kitchen operations.



Cpl. Boyd




Simpkins

## REGIONAL MAINTENANCE PROJECT HIGHLIGHTS JANUARY 2022

**Animal Shelter Kennel Repair/Winterizing (Malvern)**  
*Ouachita River Regional Maintenance – Jan. 3-7:*



**Court Removal and Cleanup after King Cotton Classic**  
*Pine Bluff Regional Maintenance – Jan. 5:*



**Centennial Park Cleanup (Malvern)**

*Ouachita River Regional Maintenance – Jan. 10-14:*



**Clean/Organize Parks Storage Building (Malvern)**

*Ouachita River Regional Maintenance – Jan. 21:*



**Thrasher Boys/Girls Club Cleanup (Little Rock)**

*Wrightsville Regional Maintenance – Jan. 26-31:*



**Thrasher Boys/Girls Club Cleanup (Little Rock)**

*Wrightsville Regional Maintenance – Jan. 26-31:*



2022 INFORMAL GRIEVANCE REPORT

Month	BENTON	HAWK/M	HAWK/F	WRTS	EARU & MX	GRIMES	RLW	MCWR	MCPH	MSU	NCU	PBU	NWA	TU	TRCC	VSMX	VU	CU & CMU	ORCU	Ester	DRU	TOTAL	
JAN	3	18	36	92	227	198	42	0	262	122	100	58	0	55	1	436	40	172	135	46	159	2,202	
FEB	0	0	0	0	0	0	0	0	0	0	0	0	0	0	0	0	0	0	0	0	0	0	0
MAR	0	0	0	0	0	0	0	0	0	0	0	0	0	0	0	0	0	0	0	0	0	0	0
APR	0	0	0	0	0	0	0	0	0	0	0	0	0	0	0	0	0	0	0	0	0	0	0
MAY	0	0	0	0	0	0	0	0	0	0	0	0	0	0	0	0	0	0	0	0	0	0	0
JUN	0	0	0	0	0	0	0	0	0	0	0	0	0	0	0	0	0	0	0	0	0	0	0
JUL	0	0	0	0	0	0	0	0	0	0	0	0	0	0	0	0	0	0	0	0	0	0	0
AUG	0	0	0	0	0	0	0	0	0	0	0	0	0	0	0	0	0	0	0	0	0	0	0
SEPT	0	0	0	0	0	0	0	0	0	0	0	0	0	0	0	0	0	0	0	0	0	0	0
OCT	0	0	0	0	0	0	0	0	0	0	0	0	0	0	0	0	0	0	0	0	0	0	0
NOV	0	0	0	0	0	0	0	0	0	0	0	0	0	0	0	0	0	0	0	0	0	0	0
DEC	0	0	0	0	0	0	0	0	0	0	0	0	0	0	0	0	0	0	0	0	0	0	0
TOTAL	3	18	36	92	227	198	42	0	262	122	100	58	0	55	1	436	40	172	135	46	159	2,202	

2022 FORMAL GRIEVANCE REPORT

Month	BENTON	HAWK/M	HAWK/F	WRTS	EARU & MX	GRIMES	RLW	MCWR	MCPH	MSU	NCU	PBU	NWA	TU	TRCC	VSMX	VU	CU & CMU	ORCU	Ester	DRU	TOTAL	
JAN	2	4	14	42	310	103	33	0	115	136	61	29	0	49	0	193	12	134	83	23	87	1,430	
FEB	0	0	0	0	0	0	0	0	0	0	0	0	0	0	0	0	0	0	0	0	0	0	0
MAR	0	0	0	0	0	0	0	0	0	0	0	0	0	0	0	0	0	0	0	0	0	0	0
APR	0	0	0	0	0	0	0	0	0	0	0	0	0	0	0	0	0	0	0	0	0	0	0
MAY	0	0	0	0	0	0	0	0	0	0	0	0	0	0	0	0	0	0	0	0	0	0	0
JUN	0	0	0	0	0	0	0	0	0	0	0	0	0	0	0	0	0	0	0	0	0	0	0
JUL	0	0	0	0	0	0	0	0	0	0	0	0	0	0	0	0	0	0	0	0	0	0	0
AUG	0	0	0	0	0	0	0	0	0	0	0	0	0	0	0	0	0	0	0	0	0	0	0
SEPT	0	0	0	0	0	0	0	0	0	0	0	0	0	0	0	0	0	0	0	0	0	0	0
OCT	0	0	0	0	0	0	0	0	0	0	0	0	0	0	0	0	0	0	0	0	0	0	0
NOV	0	0	0	0	0	0	0	0	0	0	0	0	0	0	0	0	0	0	0	0	0	0	0
DEC	0	0	0	0	0	0	0	0	0	0	0	0	0	0	0	0	0	0	0	0	0	0	0
TOTAL	2	4	14	42	310	103	33	0	115	136	61	29	0	49	0	193	12	134	83	23	87	1,430	

## INMATE INSTITUTIONAL GRIEVANCE APPEAL REPORT – JANUARY 2022

	Acknowledged	Rejected	Processed W/O Merit	Processed W/ Merit
Benton Unit	0	0	0	0
Benton Work Release	0	0	0	0
Cummins Unit	17	5	37	0
Cummins Modular Unit	0	0	1	0
Delta Regional Unit	1	1	4	0
East Arkansas Regional Unit	20	0	54	0
East Arkansas Regional Max Unit	72	12	67	1
Ester Unit	2	0	2	0
Grimes Unit	33	16	38	0
Maximum Security Unit	37	11	50	1
Tucker Re-Entry	0	0	0	0
McPherson Unit	12	4	35	0
McPherson Mental Health Residential Program Unit	0	0	0	0
Mississippi County Work Release Center	0	0	0	0
Northwest Arkansas Work Release Center	0	0	0	0
North Central Unit	10	4	19	0
Ouachita River Correctional Unit	2	0	7	0
ORCU Hospital	0	0	0	0
ORCU New Commitment	0	2	3	40
ORCU Mental Health Residential Program Unit	0	0	0	0
Pine Bluff Unit	7	5	4	0
Pine Bluff Re-Entry	0	0	0	0
Randall L. Williams Correctional Facility	1	2	3	0
Texarkana Regional Correctional Center	0	0	0	0
Tucker Unit	11	6	9	0
Varner Super Max	69	24	58	0
Varner Unit	11	2	16	0
Wrightsville Unit	5	1	15	0
Hawkins Center	0	0	6	0
Hawkins for Males	0	0	5	0
Hawkins SPU	0	0	0	0
<b>Total</b>	<b>310</b>	<b>95</b>	<b>433</b>	<b>42</b>

## ADMISSIONS AND RELEASES – JANUARY 2022

<u>Admissions</u>	<u>Male</u>	<u>Female</u>	<u>Total</u>
Asian	0	1	1
Black	63	4	67
Hispanic	3	0	3
Native American Indian	1	0	1
Native Hawaiian or Pacific Isl.	0	0	0
White	153	0	153
Other	1	25	26
Unknown	0	0	0
<b>Total</b>	<b>221</b>	<b>30</b>	<b>251</b>

<u>Releases</u>	<u>Male</u>	<u>Female</u>	<u>Total</u>
Asian	1	0	1
Black	100	10	110
Hispanic	7	1	8
Native American Indian	0	0	0
Native Hawaiian or Pacific Isl.	0	0	0
White	156	70	226
Other	0	0	0
Unknown	0	0	0
<b>Total</b>	<b>264</b>	<b>81</b>	<b>345</b>

## ADC INMATE POPULATION GROWTH 2000-2028 - JANUARY 2022

Updated 01/31/2022

Mo.	2000	2001	2002	2003	2004	2005	2006	2007	2008	2009	2010	2011	2012	2013	2014	2015	2016	2017	2018	2019	2020	2021	2022
Jan.	11,984	11,908	12,402	13,015	13,105	13,595	13,481	13,839	14,518	14,796	15,334	16,312	15,134	14,815	17,481	18,142	17,785	17,824	18,201	17,958	17,989	16,119	17,154
Feb.	12,169	12,022	12,529	13,054	13,166	13,783	13,633	14,012	14,603	14,883	15,374	16,209	14,990	15,008	17,438	18,082	17,625	17,608	17,998	17,846	18,181	16,120	
March	12,006	12,033	12,299	13,108	13,088	13,418	13,534	13,772	14,580	14,843	15,290	16,095	14,964	14,665	17,395	18,233	17,573	17,666	18,089	17,898	17,860	16,085	
April	12,069	12,167	12,465	13,213	13,323	13,469	13,554	13,851	14,769	14,937	15,570	16,172	15,124	14,850	17,604	18,703	17,815	17,798	18,227	17,977	17,331	16,250	
May	12,109	12,384	12,558	13,463	13,556	13,528	13,711	14,146	14,880	15,146	15,694	16,062	15,132	15,074	17,593	18,693	17,769	17,652	17,945	17,817	16,694	16,476	
June	12,005	12,108	12,439	13,418	13,389	13,251	13,430	13,915	14,700	15,025	15,564	15,554	14,832	14,825	17,340	18,813	17,973	17,963	17,972	17,942	16,552	16,560	
July	12,030	12,190	12,622	13,509	13,528	13,286	13,560	14,082	14,868	15,195	15,807	15,519	14,879	15,379	17,522	18,870	18,130	18,180	18,005	18,002	16,511	16,638	
August	12,087	12,371	12,815	13,565	13,632	13,419	13,646	14,224	15,100	15,385	15,829	15,240	14,675	16,103	17,549	18,806	17,919	18,051	17,751	18,090	16,367	16,655	
September	11,983	12,289	12,774	13,341	13,516	13,237	13,652	14,217	14,850	15,285	16,025	15,172	14,724	16,412	17,605	18,549	18,026	18,179	17,865	17,856	16,215	16,698	
October	12,119	12,348	12,942	13,341	13,584	13,363	13,775	14,349	14,836	15,381	16,311	15,271	14,856	16,993	17,880	18,430	18,127	18,348	17,943	17,947	16,311	16,821	
November	12,094	12,408	13,162	13,408	13,706	13,587	13,913	14,437	15,025	15,340	16,460	15,205	14,625	17,168	17,848	17,981	17,573	17,973	17,666	18,060	16,165	16,982	
December	11,856	12,333	12,845	13,106	13,470	13,338	13,728	14,315	14,716	15,199	16,204	15,062	14,654	17,235	17,874	17,707	17,537	18,078	17,799	17,759	16,094	17,023	
Net Ann. Inc.	29	477	512	261	364	-132	390	587	401	483	1,005	-1,142	-408	2,581	639	-167	-170	541	-279	-40	-1,665	929	131
Avg. Mo. Inc.	2	40	43	22	30	-11	33	49	33	40	84	-95	-34	215	53	-14	-14	45	-23	-3	-139	77	131

Population is total jurisdictional count at end of each month. Population at end of month December 1999 was 11,827.

Average monthly population increased for past fifteen years 2007 - 2021 is 18

Average monthly population increased for past ten years Jan. 2012 - Dec 2021 is 16

Average monthly population decreased for past five years 2017 - 2021 is -9

Projected at Growth of 18 per Month

Mo.	2008	2009	2010	2011	2012	2013	2014	2015	2016	2017	2018	2019	2020	2021	2022	2023	2024	2025	2026	2027	2028	
	Actual	Actual	Actual	Actual	Actual	Actual	Actual	Actual	Actual	Actual	Actual	Actual	Actual	Actual	Actual/Proj	Proj.	Proj.	Proj.	Proj.	Proj.	Proj.	
January	14,518	14,796	15,334	16,312	15,134	14,815	17,481	18,142	17,785	17,824	18,201	17,958	17,989	16,119	17,154	17,370	17,586	17,802	18,018	18,234	18,450	
February	14,603	14,883	15,374	16,209	14,990	15,008	17,438	18,082	17,625	17,608	17,998	17,846	18,181	16,120	17,172	17,388	17,604	17,820	18,036	18,252	18,468	
March	14,580	14,843	15,290	16,095	14,964	14,665	17,395	18,233	17,573	17,666	18,089	17,898	17,860	16,085	17,190	17,406	17,622	17,838	18,054	18,270	18,486	
April	14,769	14,937	15,570	16,172	15,124	14,850	17,604	18,703	17,815	17,798	18,227	17,977	17,331	16,250	17,208	17,424	17,640	17,856	18,072	18,288	18,504	
May	14,880	15,146	15,694	16,062	15,132	15,074	17,593	18,693	17,769	17,652	17,945	17,817	16,694	16,476	17,226	17,442	17,658	17,874	18,090	18,306	18,522	
June	14,700	15,025	15,564	15,554	14,832	14,825	17,340	18,813	17,973	17,963	17,972	17,942	16,552	16,560	17,244	17,460	17,676	17,892	18,108	18,324	18,540	
July	14,868	15,195	15,807	15,519	14,879	15,379	17,522	18,870	18,130	18,180	18,005	18,002	16,511	16,638	17,262	17,478	17,694	17,910	18,126	18,342	18,558	
August	15,100	15,385	15,829	15,240	14,675	16,103	17,549	18,806	17,919	18,051	17,751	18,090	16,367	16,655	17,280	17,496	17,712	17,928	18,144	18,360	18,576	
September	14,850	15,285	16,025	15,172	14,724	16,412	17,605	18,549	18,026	18,179	17,865	17,856	16,215	16,698	17,298	17,514	17,730	17,946	18,162	18,378	18,594	
October	14,836	15,381	16,311	15,271	14,856	16,993	17,880	18,430	18,127	18,348	17,943	17,947	16,311	16,821	17,316	17,532	17,748	17,964	18,180	18,396	18,612	
November	15,025	15,340	16,460	15,205	14,625	17,168	17,848	17,981	17,573	17,973	17,666	18,060	16,165	16,982	17,334	17,550	17,766	17,982	18,198	18,414	18,630	
December	14,716	15,199	16,204	15,062	14,654	17,235	17,874	17,707	17,537	18,078	17,799	17,759	16,094	17,023	17,352	17,568	17,784	18,000	18,216	18,432	18,648	
Net Ann. Inc.	401	483	1,005	-1,142	-408	2,581	639	-167	-170	541	-279	-40	-1,665	929	329	216	216	216	216	216	216	216
Ave. Mo. Inc.	33	40	84	-95	-34	215	53	-14	-14	45	-23	-3	-139	77	27	18	18	18	18	18	18	18

MONTHLY POPULATION AVERAGES - JANUARY 2022

Unit/Center	1/3	1/4	1/5	1/6	1/7	1/10	1/11	1/12	1/13	1/14	1/17	1/18	1/19	1/20	1/21	1/24	1/25	1/26	1/27	1/28	1/31	AVG
Benton	290	290	290	290	286	286	301	311	317	317	312	312	308	308	308	309	301	309	315	312	312	304
Cummins	1,920	1,920	1,919	1,918	1,917	1,912	1,912	1,905	1,901	1,900	1,898	1,898	1,897	1,896	1,896	1,894	1,893	1,890	1,889	1,883	1,880	1,902
Delta	617	617	617	617	617	615	615	614	614	614	600	600	600	593	593	593	592	592	585	582	582	603
E AR Reg	1,452	1,448	1,448	1,447	1,447	1,440	1,439	1,439	1,436	1,434	1,436	1,436	1,436	1,437	1,485	1,485	1,484	1,476	1,474	1,474	1,474	1,454
Ester	502	541	541	536	536	533	531	526	525	530	534	535	532	532	525	521	521	512	511	511	511	526
Grimes	1,075	1,075	1,075	1,075	1,066	1,064	1,063	1,063	1,058	1,058	1,061	1,061	1,061	1,052	1,056	1,056	1,056	1,053	1,056	1,050	1,047	1,061
Max Sec	551	551	551	551	550	549	549	549	549	548	551	551	552	552	552	551	551	551	551	551	550	551
McPherson	947	943	941	935	933	930	930	931	926	926	928	928	928	921	920	913	904	902	898	906	896	923
MCWRC	123	123	120	120	120	120	120	131	131	131	130	130	130	130	130	130	129	128	127	127	129	127
N Central	737	737	737	737	737	737	736	736	731	725	725	725	725	724	724	722	722	722	722	720	718	729
NWAWRC	98	98	97	96	95	95	94	94	94	94	94	94	98	98	98	98	98	98	97	99	99	96
Ouachita River	1,666	1,630	1,628	1,666	1,663	1,663	1,666	1,656	1,656	1,656	1,651	1,651	1,653	1,653	1,601	1,644	1,688	1,689	1,695	1,712	1,712	1,662
Randall L Williams	525	524	525	525	525	521	521	514	512	507	500	500	500	500	497	496	503	509	512	505	502	511
Pine Bluff	460	499	499	499	499	499	503	503	505	506	505	505	507	507	512	517	507	510	502	502	503	502
PB Reentry	54	54	54	54	54	54	52	52	52	51	51	50	49	49	49	49	51	51	51	51	51	52
TRCC	94	94	90	90	90	90	90	90	97	97	96	96	95	95	95	95	95	95	95	100	100	94
Tucker	622	622	622	622	622	622	622	617	616	614	612	611	610	610	610	608	608	608	608	608	608	614
Varner	1,579	1,576	1,575	1,572	1,572	1,569	1,569	1,568	1,567	1,565	1,570	1,570	1,570	1,568	1,567	1,565	1,565	1,564	1,562	1,557	1,557	1,568
Wrightsville	762	761	761	761	761	756	758	760	756	754	756	756	761	761	756	756	753	751	754	753	750	757
WR Hawkins-Females	234	234	234	233	232	231	231	231	231	231	230	230	230	230	228	227	227	227	224	224	222	230
WR Hawkins-Males	192	192	192	192	192	192	189	187	187	187	187	187	183	183	183	183	186	188	188	188	192	188
Total ADC	14,500	14,529	14,516	14,536	14,514	14,478	14,491	14,477	14,461	14,445	14,427	14,426	14,425	14,399	14,385	14,412	14,434	14,425	14,416	14,415	14,395	14,454
ALETA	18	18	18	18	18	18	18	18	18	18	18	18	18	18	18	18	18	18	18	18	18	18
Ar State Police	57	57	57	57	57	56	56	56	56	56	53	53	52	52	51	51	51	51	48	48	46	53
Co Jail / M	1,955	1,935	1,949	1,931	1,959	1,968	1,968	1,993	2,012	2,044	2,064	2,064	2,090	2,113	2,133	2,126	2,092	2,103	2,110	2,114	2,141	2,041
Co Jail / F	159	165	168	171	175	173	176	181	184	183	187	187	192	198	202	210	209	210	213	208	204	188
Total Co Jail BK	2,114	2,100	2,117	2,102	2,134	2,141	2,144	2,174	2,196	2,227	2,251	2,251	2,282	2,311	2,335	2,336	2,301	2,313	2,323	2,322	2,345	2,229
309/M	224	224	224	224	224	224	224	224	224	229	229	229	229	230	229	230	230	232	231	230	232	227
309/F	89	89	89	89	89	89	89	89	89	89	89	89	89	90	89	89	91	91	91	91	95	90
Total Act 309	313	313	313	313	313	313	313	313	313	318	318	318	318	320	318	319	321	323	322	321	327	317
Total Non ADC	2,502	2,488	2,505	2,490	2,522	2,528	2,531	2,561	2,583	2,619	2,640	2,640	2,670	2,701	2,722	2,724	2,691	2,705	2,711	2,709	2,736	2,617
Total	17,002	17,017	17,021	17,026	17,036	17,006	17,022	17,038	17,044	17,064	17,067	17,066	17,095	17,100	17,107	17,136	17,125	17,130	17,127	17,124	17,131	17,071

## FISCAL YEAR 2022 COUNTY JAIL BACKUP - JANUARY 2022

DAY	Jul-21	Aug-21	Sep-21	Oct-21	Nov-21	Dec-21	Jan-22
1	1,059	* 1,294	1,583	1,777	2,050	2,125	* 2,117
2	1,090	1,309	1,612	* 1,777	2,023	2,108	* 2,117
3	* 1,090	1,342	1,624	* 1,777	2,045	2,092	2,114
4	* 1,090	1,356	* 1,624	1,792	2,076	* 2,092	2,100
5	1,096	1,370	* 1,624	1,773	2,111	* 2,092	2,117
6	1,096	1,396	1,645	1,773	* 2,111	2,099	2,102
7	1,114	* 1,396	1,645	1,789	* 2,111	2,133	2,134
8	1,089	* 1,396	1,603	1,816	2,103	2,103	* 2,134
9	1,090	1,408	1,620	* 1,816	2,118	2,099	* 2,134
10	* 1,090	1,405	1,649	* 1,816	2,135	2,080	2,141
11	* 1,090	1,404	* 1,649	1,856	2,099	* 2,080	2,144
12	1,121	1,416	* 1,649	1,875	2,098	* 2,080	2,174
13	1,125	1,436	1,638	1,841	* 2,098	2,093	2,196
14	1,146	* 1,436	1,606	1,868	* 2,098	2,098	2,227
15	1,131	* 1,436	1,628	1,913	2,123	2,101	* 2,227
16	1,155	1,435	1,657	* 1,913	2,105	2,134	* 2,227
17	1,189	1,460	1,693	* 1,913	2,135	2,158	2,251
18	* 1,189	1,485	* 1,693	1,926	2,150	* 2,158	2,251
19	* 1,189	1,499	* 1,693	1,935	2,180	* 2,158	2,282
20	1,208	1,499	1,711	1,953	* 2,180	2,212	2,311
21	1,228	* 1,499	1,721	1,956	* 2,180	2,228	2,335
22	1,237	* 1,499	1,752	1,956	2,144	2,196	2,336
23	1,259	1,514	1,722	* 1,956	2,151	2,172	* 2,336
24	* 1,259	1,527	1,719	* 1,956	2,165	2,172	* 2,336
25	* 1,259	1,511	* 1,719	1,975	2,192	* 2,172	2,301
26	1,248	1,523	* 1,719	2,003	2,191	* 2,172	2,313
27	1,233	1,540	1,727	1,987	* 2,191	2,172	2,323
28	1,248	* 1,540	1,757	2,013	* 2,191	2,184	2,322
29	1,266	* 1,540	1,780	2,026	2,190	2,175	* 2,322
30	1,294	1,526	1,804	* 2,026	2,153	2,158	* 2,322
31	* 1,294	1,562		* 2,026		2,117	2,345
<b>Avg Daily Backup</b>	<b>1,170</b>	<b>1,450</b>	<b>1,676</b>	<b>1,896</b>	<b>2,130</b>	<b>2,136</b>	<b>2,229</b>

Notes: Totals do not include 309 Contracts in County Jails (maximum of 336)

County Jail Back-up for January 2022 - 2,229

County Jail Back-up Fiscal Year Average as of January 31, 2022 - 1,812

Short-Term Revocation Program Average for January 2021 - 550

Short-Term Revocation Program Fiscal Year Average as of January 31, 2022 - 658

## STTG UNIT COUNTS – JANUARY 2022

Unit	Beginning Total	Confirmed	Suspected	In	Out	Paroled	Removed	Ending Total	Total Unit Population	Unit % of STTG's
Benton	83	13	0	0	3	7	0	86	325	26.46%
Cummins	637	0	0	24	30	0	0	631	1,877	33.62%
Delta	194	0	0	8	20	0	0	182	581	31.33%
EARU	565	0	0	32	9	7	0	581	1,476	39.36%
Ester	92	0	0	23	8	7	0	100	521	19.19%
Grimes	377	0	0	13	4	9	0	377	1,045	36.08%
Hawkins	49	0	0	0	1	1	0	47	414	11.35%
Max	259	0	0	2	0	0	0	261	550	47.45%
Mcperson	38	0	0	0	0	1	0	37	901	4.11%
MCWR	36	0	0	2	0	2	0	36	128	28.13%
NCU	250	0	0	0	0	6	0	244	717	34.03%
NWAWR	29	0	0	4	2	0	0	31	98	31.63%
ORCU	379	0	0	59	41	6	0	391	1,470	26.60%
ORCU Intake	89	83	0	0	83	0	0	89	243	36.63%
Pine Bluff	150	0	0	35	15	2	0	168	535	31.40%
RLW	209	0	0	3	3	4	0	205	501	40.92%
TWR	38	0	0	3	0	0	0	41	100	41.00%
Tucker	214	1	0	0	0	4	0	211	608	34.70%
Varner	636	0	0	27	29	12	0	622	1,551	40.10%
Wrightsville	282	3	0	0	5	7	0	273	745	36.64%
<b>Total</b>	<b>4,606</b>	<b>100</b>	<b>0</b>	<b>235</b>	<b>253</b>	<b>75</b>	<b>0</b>	<b>4,613</b>	<b>14,386</b>	<b>32.07%</b>

ORCU Intake brought in 83 new STTG members into ADC last month.

## STTG DISCIPLINARY REPORT – JANUARY 2022

Unit	STTG Incidents	STTG Suspected Incidents	Total Unit Disciplinary	Disciplinary Involving STTG	Percentage
Benton	0	0	2	1	50.00%
Cummins	0	0	111	70	63.06%
Delta	0	0	106	55	51.89%
EARU	0	0	104	55	52.88%
Easter	0	0	23	11	47.83%
Grimes	0	0	116	54	46.55%
Hawkins	1	0	1	1	100.00%
Max	0	0	34	17	50.00%
Mcperson	0	0	146	14	9.59%
MCWR	0	0	1	0	0.00%
NCU	0	0	43	16	37.21%
NWAWR	0	0	6	1	16.67%
ORCU	0	0	94	40	42.55%
ORCU Intake	0	0	9	6	66.67%
Pine Bluff	0	0	62	28	45.16%
RLW	0	1	50	20	40.00%
TWR	0	0	1	0	0.00%
Tucker	0	0	35	21	60.00%
Varner	0	0	107	71	66.36%
Wrightsville	0	0	57	32	56.14%
<b>Total</b>	<b>1</b>	<b>1</b>	<b>1,108</b>	<b>513</b>	<b>46.30%</b>

## STTG COUNTS BY STTG SET – JANUARY 2022

STTG Set	Benton	Cummins	Delta	EARU	Ester	Grimes	Hawkins	Max	Mcpherson	MCWR	NCU	NWAWR	ORCU	Intake	PB	RLW	TWR	Tucker	Varner	Wrightsville	Total
Asian	1	2	0	0	0	0	0	0	0	1	2	0	1	0	0	0	0	1	0	0	8
Bloods	15	146	37	108	16	73	5	58	3	11	37	11	58	9	28	41	7	37	137	56	893
Crips	7	78	14	80	6	36	5	34	8	1	25	2	49	4	18	14	4	15	92	37	529
Folk	3	56	0	55	4	27	12	28	7	0	15	7	72	8	4	7	2	20	62	14	403
GD	17	146	28	139	21	78	0	63	0	10	44	0	36	6	39	47	10	55	142	50	931
Mexican	1	13	5	10	5	12	1	3	3	2	5	1	5	1	5	11	0	4	24	11	122
Motorcycle	0	1	1	3	0	0	1	1	1	0	3	0	2	1	1	0	1	0	1	2	19
Other	4	20	9	17	13	12	0	6	3	0	13	1	23	3	6	9	2	8	20	6	175
People	1	24	7	22	2	26	1	19	2	0	10	1	16	2	7	6	0	9	19	8	182
Unknown	1	10	4	15	0	3	0	4	0	0	5	0	10	9	0	1	1	6	0	6	75
W/S	22	48	43	47	15	47	13	7	10	5	44	8	70	27	38	34	7	22	42	29	578
AB	0	8	0	4	2	4	1	1	0	2	1	0	3	2	0	2	0	3	13	4	50
AC	0	8	8	13	3	9	1	4	0	0	7	0	2	2	2	3	3	3	12	5	85
NAE	8	38	9	28	5	18	2	14	0	3	8	0	14	7	10	10	1	7	25	23	230
WAR	6	33	17	40	8	32	5	19	0	1	25	0	30	8	10	20	3	21	33	22	333
<b>Total</b>	<b>86</b>	<b>631</b>	<b>182</b>	<b>581</b>	<b>100</b>	<b>377</b>	<b>47</b>	<b>261</b>	<b>37</b>	<b>36</b>	<b>244</b>	<b>31</b>	<b>391</b>	<b>89</b>	<b>168</b>	<b>205</b>	<b>41</b>	<b>211</b>	<b>622</b>	<b>273</b>	<b>4,613</b>

Key:

GD = Gangster Disciples

W/S = White Supremacist

NAE = New Aryan Empire

WAR = White Aryan Resistance

AC = Aryan Circle

AB = Aryan Brotherhood

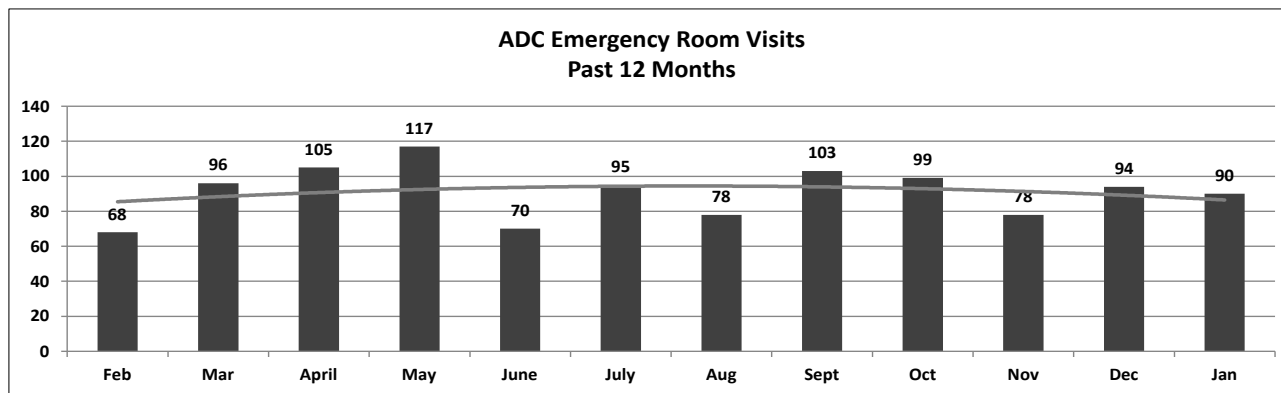
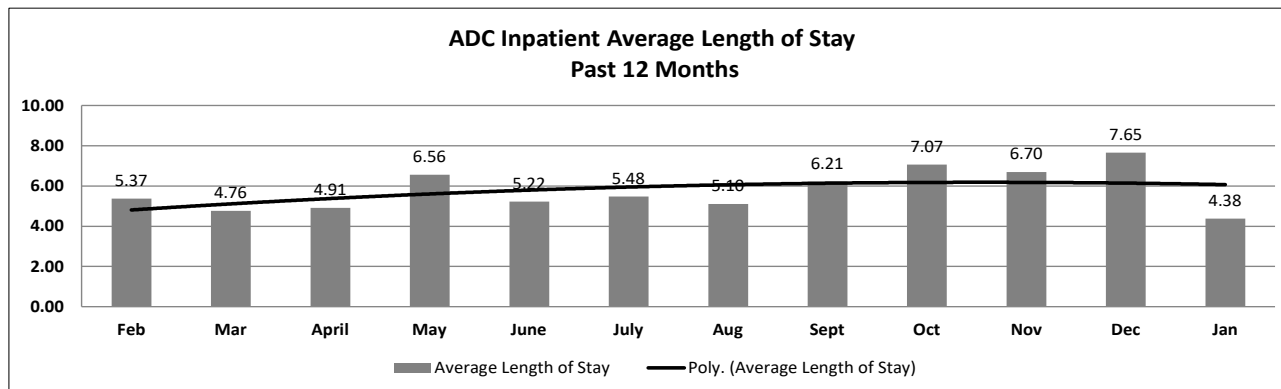
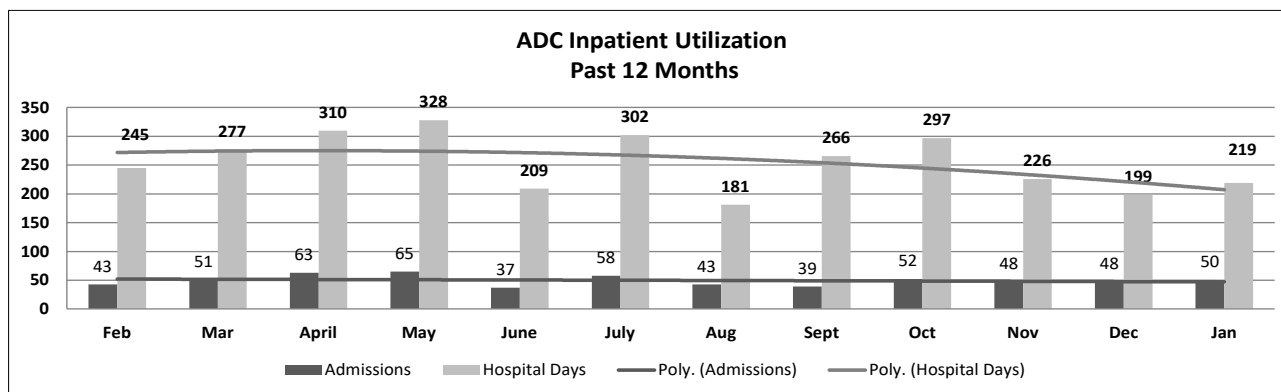
## ADC INPATIENT AND EMERGENCY ROOM UTILIZATION

**ADC Inpatient Statistics Past 12 Months**

	2021												2022	
	Feb	Mar	April	May	June	July	Aug	Sept	Oct	Nov	Dec	Jan	Average	
<b>Admissions</b>	43	51	63	65	37	58	43	39	52	48	48	50	<b>49.8</b>	
<b>Hospital Days</b>	245	277	310	328	209	302	181	266	297	226	199	219	<b>254.9</b>	
<b>Average Length of Stay</b>	5.37	4.76	4.91	6.56	5.22	5.48	5.10	6.21	7.07	6.70	7.65	4.38	<b>5.12</b>	

**ADC ER Visits Past 12 Months**

	2021												2022	
	Feb	Mar	April	May	June	July	Aug	Sept	Oct	Nov	Dec	Jan	Average	
<b>Emergency Room Visits</b>	68	96	105	117	70	95	78	103	99	78	94	90	<b>91.1</b>	



CONFIDENTIAL: This report is prepared for quality assurance or peer review purposes, is absolutely privileged, and will not be discoverable or admissible in any legal proceeding, pursuant to ACA§16-46-105, ACA§20-9-501, and ACA§20-9-503.

## MEDICAL GRIEVANCE BOARD REPORT – JANUARY 2022

Unit	<i>Acknowledged/ Received</i>	<i>Rejected</i>	<i>Reviewed &amp; Signed by Dep Director</i>	<i>With Merit</i>	<i>With Merit, but Resolved</i>	<i>% With Merit</i>	<i>Without Merit</i>
Benton	0	0	0	0	0	0%	0
CMU	0	0	0	0	0	0%	0
Cummins	7	1	23	0	0	0%	23
Delta	2	0	2	1	0	50%	1
EARU	8	0	7	1	0	14%	6
EARU Max	33	1	12	0	0	0%	12
Ester	2	0	4	0	0	0%	4
Grimes	7	2	20	1	0	5%	19
Hawkins	0	0	0	0	0	0%	0
McPherson	5	2	3	0	0	0%	3
MCWRC	0	0	0	0	0	0%	0
MSU	18	1	23	0	0	0%	23
North Central	8	0	11	0	0	0%	11
NWAWRC	0	0	0	0	0	0%	0
Ouachita	5	1	16	2	0	13%	14
Pine Bluff	0	0	4	0	0	0%	4
Randall L. Williams	1	0	0	0	0	0%	0
SNN	0	0	0	0	0	0%	0
TRCC	0	0	0	0	0	0%	0
Tucker	6	1	4	0	0	0%	4
Varner	6	2	2	0	0	0%	2
Varner Super Max	9	0	14	0	0	0%	14
WRU	1	0	2	0	0	0%	2
WHM	0	0	0	0	0	0%	0
WWR	0	0	0	0	0	0%	0
<b>Total</b>	<b>118</b>	<b>11</b>	<b>147</b>	<b>5</b>	<b>0</b>	<b>3%</b>	<b>142</b>



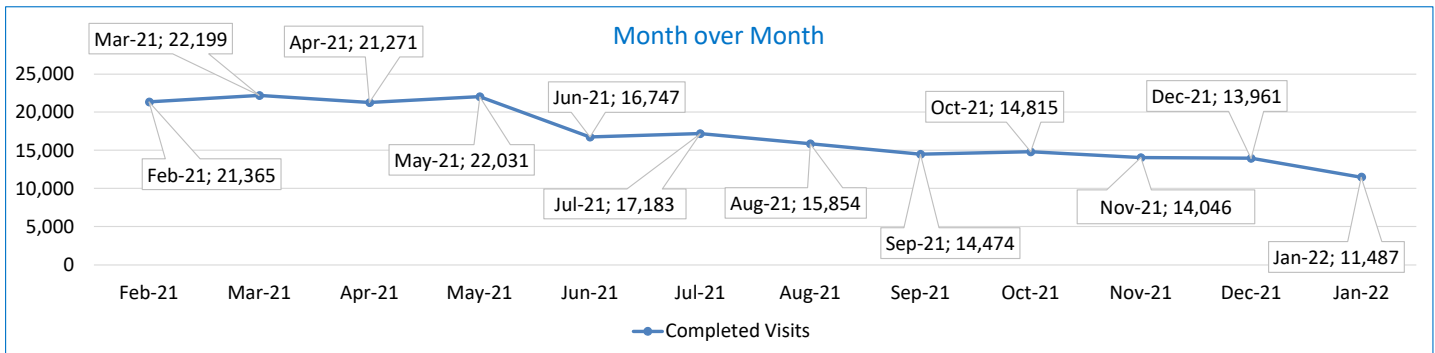
## SECURUS VIDEO VISITATION REPORT JANUARY 2022

### AR-DOC SVV Activity Tracker

Total ADP **14,121**

Total Visits by Month	Feb-21	Mar-21	Apr-21	May-21	Jun-21	Jul-21	Aug-21	Sep-21	Oct-21	Nov-21	Dec-21	Jan-22
<b>Total (Includes SuperMax)</b>	21,365	22,199	21,271	22,031	16,747	17,183	15,854	14,474	14,815	14,046	13,961	11,487
<b>Target Objective</b>	15,587	15,587	15,587	15,587	15,587	15,587	15,587	15,587	15,587	15,587	15,587	15,587

#### Anywhere Visitation Performance:



#### Completed Visits

Site	Current Month	Previous Month
<b>Benton</b>	304	281
<b>Cummins</b>	1,089	1,262
<b>Delta Regional</b>	553	653
<b>East Arkansas Regional</b>	1,392	1,693
<b>Ester</b>	532	636
<b>Grimes</b>	881	1,013
<b>J Aaron Hawkins Sr.</b>	638	717
<b>Tucker Max</b>	492	615
<b>Mcperson</b>	541	624
<b>Mississippi County WRC</b>	108	73
<b>North Central</b>	1,129	1,373
<b>NW Arkansas WRC</b>	37	51
<b>Ouachita River</b>	1,187	1,462
<b>Pine Bluff Complex</b>	297	327
<b>Randall L Williams</b>	289	500
<b>State Police Barracks</b>	64	96
<b>Texarkana Regional</b>	55	69
<b>Tucker Unit</b>	216	260
<b>Varner</b>	890	1,297
<b>Wrightsville Unit</b>	743	907
<b>Pine Bluff Re-Entry</b>	50	52
<b>Tucker Re-entry</b>	0	0
<b>Total:</b>	<b>11,487</b>	<b>13,961</b>

#### Missed by Inmate

Site	Current Month	Previous Month
<b>Benton</b>	17	24
<b>Cummins</b>	66	62
<b>Delta Regional</b>	20	11
<b>East Arkansas Regional</b>	28	45
<b>Ester</b>	7	8
<b>Grimes</b>	13	13
<b>J Aaron Hawkins Sr.</b>	6	6
<b>Tucker Max</b>	18	19
<b>Mcperson</b>	16	21
<b>Mississippi County WRC</b>	28	56
<b>North Central</b>	18	12
<b>NW Arkansas WRC</b>	17	11
<b>Ouachita River</b>	40	46
<b>Pine Bluff Complex</b>	26	8
<b>Randall L Williams</b>	21	13
<b>State Police Barracks</b>	1	2
<b>Texarkana Regional</b>	8	11
<b>Tucker Unit</b>	5	21
<b>Varner</b>	195	128
<b>Wrightsville Unit</b>	12	6
<b>Pine Bluff Re-Entry</b>	3	3
<b>Tucker Re-entry</b>	0	0
<b>Total:</b>	<b>565</b>	<b>526</b>

**SECURUS TABLET REPORT  
JANUARY 2022**

Facility Name	Subscription	Facility	Officer	Total	New Subscriptions
Benton Unit	73	15	8	96	3
Cummins Unit	239	110	14	363	12
Delta Regional Unit	66	38	16	120	3
East Arkansas Regional Unit	146	107	10	263	10
Ester Unit	87	142	20	249	5
Grimes Unit	92	46	14	152	7
J. Aaron Hawkins Sr. Center For Women	111	73	19	203	4
McPherson Unit	116	91	15	222	15
Mississippi County Work Release Center	38	4	9	51	1
North Central Unit	126	83	10	219	8
Northwest Arkansas Work Release Center	31	2	8	41	1
Ouachita River Correctional Unit	189	104	14	307	14
Pine Bluff Reentry Center	15	4	0	19	2
Pine Bluff Unit	58	7	8	73	6
Randall L. Williams Facility	34	28	14	76	3
State Police Barracks	19	0	3	22	1
Texarkana Regional Correctional Center	24	2	10	36	3
Tucker Maximum Security Unit	67	43	15	125	6
Tucker Reentry Center	0	45	3	48	0
Tucker Unit	76	64	10	150	7
Varner Unit	147	58	20	225	15
Wrightsville Unit	82	47	6	135	8
<b>TOTAL</b>	<b>1,836</b>	<b>1,113</b>	<b>246</b>	<b>3,195</b>	<b>134</b>

CONSTRUCTION BUDGET / STATUS REPORT - JANUARY 26, 2022 — [Page 1 of 2]

Fund	Project Description	Total Projected Spent	Budget	Available Funds	\$ % Complete	Construction % Complete	Notes
700483A	EARU Max Rec Expanded Metal Rec Yard	825,373	879,000	53,627	94%	64%	Construction of the Rec Pens at EARU began on 1/03/2022.
700483A	Tucker Max Expanded Metal Rec Yard	1,139,825	1,800,000	660,175	63%	0%	DBA Approved to proceed. We are constructing the panels on-site. Material list has been ordered and delivered.
700483A	Cummins Expanded Metal Rec Yard	50,012	368,617	318,605	14%	0%	Plans on hold, will modify for exp. metal
KBR4Q95	Bullpens	388,676	851,999	463,323	46%	98%	Varnier & EARU complete. Installation underway at Max. Locks delivered. Working on bullpens now.
KBR4Q95	13 & 15 Barracks Door Revisions	119,111	174,000	54,889	68%	68%	All doors and locks installed in 13 Barracks. We are fabricating the revisions at this time on the hill.
700485A	Entegrity Energy Improvements at EARU & Delta	16,961,127	17,010,204	49,077	100%	99%	lights (100%), plumbing 100%, water (100%), compost (100%), & solar (100%), HVAC (100%). Only Training is incomplete.
7004828	Entegrity Energy Improvements Phase 2 at Tucker and Max	2,546,931	18,603,150	16,056,219	14%	35%	Lighting is complete at the Max. HVAC has began at Tucker. Plumbing has began at the MAX. Lighting has moved over to Tucker.
KBSHW18	Tucker Water Treatment	61,323	1,093,848	1,032,525	6%	0%	The original blueprints has been completed and approved. The detail drawings for design is almost complete. Projection is 1/24/2022 for submittal to DBA for final approval.
KBSFW18 KBR4Q95	Max Armory	67,089 -	100,000	32,911	67%	0%	We have our notice to proceed from DBA. Project projected to begin on-site 2/1/2022.
7004810	Administrative East Roof Replacement	63,848	1,802,000	1,738,153	3.5%	0%	Project will be advertised on 1/16 & 1/23. Bid opening set for 1/27/2022.
7004810	Central Warehouse Roof Replacement	21,179	424,000	402,822	5.0%	0%	
7004810	RLW Roof Replacement	126,590	3,074,000	2,947,410	4.1%	0%	
22V	NWARWRC Laundry and Commissary	245,936	250,000	4,064	98%	97%	Project is complete except for a punch list and sidewalk pour.
865C 7004820 KBR4Q95	NCU Perimeter Security	20,625 519,663 6,275	600,000	53,437	91%	0%	Project is under review at DBA for the change order to a visual surveillance alternate to the microwave fence system. Should have approval the week of 1/14/2022.
N98	Max Re-Entry Generator Project	16,635	135,000	118,365	12%	0%	Plans submitted to DBA. We have received our notice to proceed on this project.
KBR4Q95	NCU Replacement Generator Project	182,463	202,000	19,537	90%	35%	DBA Approved. Generator is purchased. ETA is March 15,2022.
7004820	Tucker Asbestos Abatement	382,229	448,000	65,771	85%	100%	Performance of this contract is Complete.
7004820	Tucker 10 Barracks Sidewalk	13,457	70,259	56,802	19%	85%	Sidewalk is complete. We have installed post and wrapping with fence. Running conduit and pulling wire for lighting and cameras.



CONSTRUCTION BUDGET / STATUS REPORT - JANUARY 26, 2022 — [Page 2 of 2]

Fund	Project Description	Total Projected Spent	Budget	Available Funds	\$ % Complete	Construction % Complete	Notes
7004820	Lethal Fence Control for Cummins, Varner SuperMax, Tucker Max, & EARU	59,049	875,000	815,951	7%	0%	Project was bid through DBA on 12/21/2021 and low bid came in at \$1,080,000. Bid was rejected.

Telephone Projects

Maintenance & Operations	Fire Alarm Upgrades (All Units)	34,110	41,000	6,890	83%	80%	on-going
	Stainless Steel - Kitchen/Shower/Restrooms - All Units	18,738	20,000	1,262	94%	92%	continual need
	Gates and Fences all units	23,300	25,000	1,700	93%	90%	to improve security
	ACA Maintenance	89,230	100,000	10,770	89%	40%	Working with NAWAR, Wrightsville, Pine Bluff Complex, Texarkana, Benton and Tucker with 2022 ACA.
	ADA Projects - All Units	2,800	10,000	7,201	28%	20%	Working with Varner for the sports field sidewalk.
	Fast Top Floor Systems (kitchen/laundry/showers all units)	15,920	25,000	9,080	64%	60%	Benton complete. Ouachita kitchen material has been ordered and awaiting arrival.
	Camera Equipment - All Units	169,735	250,000	80,265	68%	55%	cameras as requested/approved.
	Lock/Riot Gates - All Units	15,889	90,500	74,611	18%	15%	on-going.
	AC Units-All Units	68,143	70,000	1,857	97%	96%	repairing & replacing daily.
<b>Subtotal</b>	<b>\$ 437,866</b>	<b>\$ 631,500</b>	<b>\$ 193,634</b>				

Capital Projects FY21 Carry Forward	Metal Ceilings	0	25,000	25,000	0%	0%	Wrightsville showers are underway.
	ORCU Gravel Pit Operations	13,974	35,000	21,026	40%	35%	on-going.
	Dog Kennel/Horse Stable Malvern	36,254	48,000	11,746	76%	75%	Pad poured, walls erected and roof being installed as of 1/06/2022.
	Emergency Generator - All Units	75,284	250,000	174,716	30%	25%	Cummins 300kW generator complete. Hawkins Unit Gen is installed and operational. Max Gen mat'l rec'd, Generator rec'd. Cummins East Bldg. we have approval awaiting Max generator install.
	Tucker 4 new filters & one aeration tank	8,943	10,000	1,057	89%	100%	Project is complete.
	Roof Repairs-Cummins	0	130,700	126,099	4%	0%	Prepared large order for multiple Units. Need repairs at ORCU, Wrightsville, Cummins & others. Varner & ORCU working on repairs, received TPO. Office of State Procurement secured a State contract to purchase roofing materials.
	Roof Repairs-Cummins Laundry	0				0%	
	Construction/Maintenance	0				0%	
	Roof Repairs-Delta	3,758				0%	
	Roof Repairs-East Arkansas	0				0%	
	Roof Repairs-Max	0				0%	
	Roof Repair - NCU	842				0%	
	Roof Repair - RLW	0				0%	
	Roof Repairs-Tucker	0				0%	
	Roof Repairs-Varner	0				0%	
Roof Repairs-Wrightsville	0	0%					
<b>Subtotal</b>	<b>\$ 139,055</b>	<b>\$ 498,700</b>	<b>\$ 359,645</b>				

New Projects	Delta Perimeter	530,103	622,000	91,897	85%	0%	Project is under review at DBA for the change order to a visual surveillance alternate to the microwave fence system. Should have approval the week of 1/14/2022.
	Wrightsville Perimeter	0	-	0	0%	0%	
	PB Warehouse Drive Replacement	0	118,000	118,000	0%	0%	Project suspended.
	<b>Subtotal</b>	<b>\$ 530,102.67</b>	<b>\$ 740,000</b>	<b>\$ 209,897</b>			
Architect Fees	16,217	30,000	13,783	54%			
<b>Total</b>	<b>\$ 1,123,241</b>	<b>\$ 1,900,200</b>	<b>\$ 776,959</b>				