



DIVISION OF CORRECTION BOARD REPORT

February 2025

Dexter Payne
Director



POPULATION REPORT

RESEARCH/PLANNING

January 2026 Admissions and Releases – Admissions for January 2025 totaled **237** (197-males and 40-females) while releases totaled 270 (224-males and 46-females) for a net decrease of 33 inmates.

Inmate Population Growth/Projection – At the end of January 2025, the jurisdictional population for the Division of Correction totaled **19,083**, representing an increase of **24** inmates since the first of January 2026. At reporting time, calendar year 2025 has seen a increase of **24** inmates per month, which is down from an average monthly increase of **18** inmates per month during calendar year 2025.

Average County Jail Backup – The backup in the county jails averaged **1,936** inmates per day during the month of January 2026, which was up from the per-day average of **1,868** inmates during the month of December 2025. Of the **1,936** average, short-term revocations averaged **43** during the month of January 2026.

INSTITUTIONS

INMATE INSTITUTIONAL GRIEVANCES

Inmate Formal/Informal Grievances: During January, a total of 1,000 formal grievances and 1,448 informal grievances were filed at various ADC Facilities.

Institutional Grievances Appeals: There was a total of 331 appeals of institutional grievances received in January. Of those, 214 were acknowledged and 117 were rejected for various reasons. Of the total, 232 appeals answered, 231 had no merit and 1 had merit.

Resident Formal/Informal Grievances: During January, a total of 78 formal grievances and 269 informal grievances were filed at various Residential Centers.

Institutional Grievances Appeals: There was 67 appeals of institutional grievances received in January. Of those, 31 was acknowledged and 36 were rejected for various reasons.

FARM DIVISION

Row Crop/Garden Division - Spent the month in the shops getting equipment ready for planting.

Beef-herd/hay Division- was able to keep the livestock fed during this months extreme cold.

Dairy Division- Milk production has gone down during the extreme cold.

Poultry Division- operations continues to struggle with no supervisors that have poultry experience.

Notes- Seed bids went out for corn, soybeans and rice.

REGIONAL MAINTENANCE HOURS

Regional Maintenance Hours	January 2026
Benton Unit	4,911
Delta Regional Unit	1,498
Central AR Correctional Center	5,384
East Arkansas Regional Unit	848
East Central Arkansas CC	379
Grimes Unit	0
McPherson Unit	1,280
Mississippi County Work Release	768
North Central Unit	3,868
Ouachita River Correctional Unit	2,440
Randall L. Williams Unit	1,824
Southwest Arkansas CC	140
Texarkana Regional Corr. Ctr.	2,024
Tucker Unit	2,184
Varner Unit	2,880
Wrightsville Unit	3,312
TOTAL HOURS	33,740

WORK RELEASE RENT REPORT

Unit	January 2026
Benton Unit	\$177,452.00
Mississippi County Work Release	\$101,772.00
Northwest Arkansas Work Release	\$40,382.00
Pine Bluff Work Release	\$32,604.00
Tucker Work Release	\$66,242.00
Texarkana Regional Correctional Center	\$42,306.00
TOTAL	\$460,758.00

ADVANCED PRINCIPLES AND APPLICATIONS FOR LIFE PROGRAM (APAL)

January 2026 Capacity: 86	Beginning Count	Admissions During Mo.	Removed*	End Count
Ester	22	1	0	23
McPherson	24	5	5	24
TOTAL	46	6	5	47

Advanced PAL is an 18-month reentry program that combines a pre-release curriculum with the PAL program.

*The "Removed" column indicates the number of participants who paroled, completed the program, withdrew from the program, transferred, or were removed from the program for another reason.

TRAINING

DIVISION OF CORRECTION

TRAINING - January 2026

BASIC TRAINING DIVISION –

BCOT Class 2025-P, led by Instructor T. Baker graduated on January 2th with a total of 21 cadets.

Willis H. Sargent Award: Arnold Tripp- Transportation

BCOT Class 2025-CG, led by Instructor T. Hester, graduated on January 2th with a total of 50 cadets.

Willis H. Sargent Award: Larry Davis - Cummins

BCOT Class 2025-NH, led by Instructor Harmon & Morris, graduated on January 16th with a total of 25 cadets.

Willis H. Sargent Award: Dalton Goad - Grimes

BCOT Class 2025-OC, led by Instructor Cowser & Deever, graduated on January 16th with a total of 20 cadets.

Willis H. Sargent Award: Joshua Merritt - ORCU

BCOT Class 2025-Q, led by Instructor T. Wiley, graduated on January 23th with a total of 17 cadets.

Willis H. Sargent Award: D'Carlos Johnson - PBU

IN-SERVICE DIVISION –

There were no in-service classes held by the Training Academy during the month, with a total of 0 training hours.

eCADEMY –

During January, 675 ADC employees completed a total of 11,532.54 hours of eCADEMY training.

ACCREDITATION

ACA Classes Taught:

Fire & Safety Audits:

1/6/26: Admin Annex East

1/7-1/8/26: Benny Magness Unit

1/14/26: Mississippi County Work Release

HEALTH/CORRECTIONAL PROGRAMS

CHAPLAINCY SERVICES AND COMMUNITY SPEAKING

Delta Regional Unit

IBLP Seminar in PAL

Tucker Unit

ILBP Seminar in PAL

Wrightsville Complex

Catholic Churches of Little Rock sponsored a mexican dinner to inmates and security shifts

MENTAL HEALTH SERVICES

Reduction of Sexual Victimization Program (RSVP) and Sex Offender Treatment Programs (SOFT):

January 2025	Capacity	Beginning Count	Completed	Removed	Admissions	End Count
RSVP	233	233	0	0	0	233
SOFT	15	9	0	0	0	9
Total	248	237	0	1	0	238

There are 1053 males on the waiting list for RSVP and 26 females on the waiting list for SOFT who are within five years of their TE date. Of those, four (4) inmates are mandated by the Post Prison Transfer Board.

The average time on the waiting list from request is between one and two months for those stipulated.

*The total on the waiting list, including those not currently within the identified timeframe, is 1,994 males and zero females. Of these, 1 is eligible and 1,053 are ineligible for the program. There is one (1) PREA inmate in the program at this time.

***Ineligibility is due to being in restrictive housing, having class IV status, or receiving a major disciplinary within the last 60 days.**

Ouachita River Correctional Unit (ORCU) Residential Program Unit (RPU):

The RPU had 1 admissions and 7 discharge in January for an end-of-month count of 107.

McPherson Unit Mental Health Residential Program Unit (RPU):

There were 2 admissions and 2 discharges in January for an end-of-month count of 22.

Habilitation Program:

The Habilitation Program at the Ouachita River Correctional Unit provided treatment services to 41 inmates in January. There was 1 admissions and 0 discharges, which resulted in an end-of-month count of 41.

Suicide:

There were 136 suicidal threats in January. There were 4 attempts, none of which resulted in death.

Self-Study Classes:

Classes	Number of Participants	Number Completed	Waiting List
Anger Management	292	91	1,354
Thinking Errors	240	90	938
Substance Abuse Education	222	176	591
Communication Skills	97	172	432
Domestic Violence	161	146	145
Victims of Domestic Violence	25	24	106
Stress Management	101	52	348
Parenting	140	82	228

Outpatient:

There were 2,521 inmates on the mental health medical log at the beginning of January. Mental Health staff conducted the following contacts during the month:

Case Management Contacts	1,773
Requests for Interviews	1,313
Testing	5
Intakes	272
Unit Requests	4,695
Pre-Lockup Reviews	690
Routine Restrictive Housing Reviews	1,310
Restrictive Housing Rounds	8,753
PREA Evaluations	497
Routine Follow-up	1,250
834 Requests	183

County Mental Health Requests:

During January, there were 348 requests received of a mental health nature. Of those, one (1) inmates were fast-tracked to ADC.

County Medical Health Requests:

During January, there were 823 requests received of a medical nature. A total of eight (8) inmates were fast-tracked to ADC.

Medical Contract Reimbursements:

Sanction reimbursements for ADC in January amounted to \$29,900.00.

Deaths:

There were twelve (12) inmate deaths during the month of January. Four (4) were claimed, six (6) were cremated and claimed. There were two (2) not claimed .

Wellpath:

See attachment for Wellpath’s report regarding outside beds and emergency room visits.

Medical Grievances:

In January, there were 65 appeals of medical grievances received and 67 appeals were answered. Zero (0) were found to be with merit and Zero (0) with merit but resolved.

PAWS IN PRISON

January 2026 Unit	Enrolled	Graduated	Foster	Volunteer Hours
Larry B. Norris Unit	7	1	0	0
North Central Unit	3	1	0	0
Ouachita River Correctional Unit	6	0	0	0
Randall L. Williams Unit	3	1	0	6
Tucker Unit	8	1	0	0
Total	27	4	0	6

Completed Paws in Prison Training:

January 2025 Program Graduates	4
YTD Program Graduates	4
Total Graduates Since Inception (Dec 2011)	2722
Dogs Currently in Foster (Graduated, but Not Adopted)	0
January 2025 Volunteer Hours	6
YTD Volunteer Hours	6

**AGENCY HIGHLIGHT
JANUARY 2026 PROMOTIONS**

Some of the security promotions during the month of January included:

Grimes Unit

- Sgt. Cody W. McGinnis

Larry B. Norris

- Lt. Kayla L. Shinn
- Lt. Kentrell I. Jordan
- Sgt. Kristofer O. Johnson
- Sgt. Gerald A. Long

ORCU

- Lt. Aaliyah Holloway
- Corporal Brent L. Mosley IV
- Corporal Jaidrian T. Trent
- Sgt. Ben Ronje

Pine Bluff Unit

- Sgt. Marissa C. O'Bryant

Randall L. Williams

- Sgt. Shuntae M. Goodwin

Transporation

- Sgt. Keontis M. Walker

PASSING OF CORPORAL KAJAYLA HILL

It is with a heavy heart to announce the passing of Cpl. Kajyla Hill of the Cummins Unit - AR DOC. Our thoughts and deepest condolences are with her loved ones and colleagues during this time.

PASSING OF SGT. DAVID ERIC CONNER

We are saddened to announce the passing of Sgt. David Eric Conner of the Larry B. Norris Unit who served the DOC for more than 35 years. Our thoughts and deepest condolences are with his loved ones and colleagues during this time.

PASSING OF DEBBIE WARFORD - 13 YEARS OF SERVICE

It is with a heavy heart to announce the passing of Visitation Clerk Debbie Warford of the Benton Unit who served the DOC for more than nearly 13 years. Our thoughts and deepest condolences are with her loved ones and colleagues during this time.

BCOT 2025-CG (CUMMINS)

Join the #ARDOCFamily in congratulating the recent graduates of the Cummins Unit Regional Basic Correctional Officer Training Academy Class 2025-CG!

MARTIN LUTHER KING JR. COMMISSION

The Regional Maintenance Crew from the Wrightsville Complex had the opportunity to offer assistance during the Arkansas Martin Luther King, Jr. Commission's King Holiday Free Food Giveaway in Little Rock.

PASSING OF CORPORAL JAMES KEITH JR.

It is with a heavy heart to announce the passing of Cpl. James Charles "Chuck" Keith Jr. of the Ouachita River Correctional Unit who served the DOC for more than 10 years. Our thoughts and deepest condolences are with his loved ones and colleagues during this time.

BCOT 2025-OB (ORCU)

Join the #ARDOCFamily in congratulating the recent graduates of the Ouachita River Correctional Unit Regional Basic Correctional Officer Training Academy Class 2025-OB!

5 INMATES AT GRIMES PASS BARBER EXAM

Join us in congratulating inmates Kenny Sutton, Theodis Gordon, Joseph Barnhart, Deringus Gray, and Fredrick Norris (pictured with Barber Instructor James Young). Recently, Sutton, Gordon, Gray, and Norris passed the barber exam, consisting of a written test and a hands-on practical exam, and Barnhart became the first inmate to complete the Arkansas Correctional School District's (ACSD) Barber Instructor School and pass the Arkansas State Barber Exam. ACSD would like to thank the Department of Corrections, the State Barber Board, and the Grimes Unit for their assistance in making this program possible.

BCOT 2025-N (TRAINING ACADEMY)

Join the #ARDOCFamily in congratulating the graduates of the Basic Correctional Officers Training Academy Class 2025-N!

BCOT 2025-O (TRAINING ACADEMY)

Join the #ARDOCFamily in congratulating the recent graduates of BCOT 2025-O!

STAFF ASSISTED WITH A VEHICLE FIRE

Two members of the Newport Complex Field Staff, Sgt. Ryan Pfitzner and Sgt. Wes Howard, helped to put out a vehicle fire on the interstate this morning while on their way to the vegetable processing facility. The vehicle was a total loss, but all passengers inside of the vehicle made it out safely.

BENNY MAGNESS RETIREMENT

Family, friends and colleagues gathered to celebrate the retirement of Arkansas Board of Corrections Chairman Benny Magness. The #ARDOCFamily would like to thank Mr. Magness for his 26 years of dedication and service to our department.

REGIONAL MAINTENANCE PROJECT HIGHLIGHTS

JANUARY 2026

Take down christmas decorations and plant tulips:

Benton Unit Regional Maintenance



Clean up for FFA at Camp Couchdale:

Ouachita River Correctional Unit Regional Maintenance



Clean up at Oakland Cemetery in Little Rock:

Wrightsville Regional Maintenance



2026 INFORMAL GRIEVANCE REPORT

Month	BENTON	CACCC	CU & CMU	Parker-Reed	DRU	EACCC	EARU & MX	Ester	GRIMES	HAWK/Z1	HAWK/Z2	LBNU	NCU	MCWR	MCPH	NEACCC	NWA	OMGEA	ORCU	PBU	RLW	SWACCC	TU	TRCC	VSMX	VU	WRCC	WRTS	TOTAL
JAN	0	11	99	1	51	48	199	33	272	37	9	31	124	0	226	25	0	158	68	16	46	16	62	0	104	23	10	48	1,717
FEB																													0
MAR																													0
APR																													0
MAY																													0
JUN																													0
JUL																													0
AUG																													0
SEPT																													0
OCT																													0
NOV																													0
DEC																													0
TOTAL	0	11	99	1	51	48	199	33	272	37	9	31	124	0	226	25	0	158	68	16	46	16	62	0	104	23	10	48	1,717

2026 FORMAL GRIEVANCE REPORT

Month	BENTON	CACCC	CU & CMU	Parker-Reed	DRU	EACCC	EARU & MX	Ester	GRIMES	HAWK/Z1	HAWK/Z2	LBNU	NCU	MCWR	MCPH	NEACCC	NWA	OMGEA	ORCU	PBU	RLW	SWACCC	TU	TRCC	VSMX	VU	WRCC	WRTS	TOTAL
JAN	0	0	91	1	18	0	218	9	175	13	4	46	80	0	104	6	0	69	56	9	12	1	53	0	87	11	1	14	1,078
FEB																													0
MAR																													0
APR																													0
MAY																													0
JUN																													0
JUL																													0
AUG																													0
SEPT																													0
OCT																													0
NOV																													0
DEC																													0
TOTAL	0	0	91	1	18	0	218	9	175	13	4	46	80	0	104	6	0	69	56	9	12	1	53	0	87	11	1	14	1,078

Report includes Pine Bluff Reentry (PBR), Pine Bluff Unit (PBU) and Pine Bluff Work Release (PBW).

INMATE INSTITUTIONAL GRIEVANCE APPEAL REPORT – JANUARY 2026

	Acknowledged	Rejected	Processed W/O Merit	Processed W/ Merit
Benton Unit	0	0	0	0
Benton Work Release	0	0	0	0
CACCC	0	0	0	0
Cummins Unit	10	19	9	0
Cummins Modular Unit	0	0	0	0
Delta Regional Unit	5	1	2	0
EACCC	0	0	0	0
East Arkansas Regional Unit	16	6	28	0
East Arkansas Regional Max Unit	56	12	50	0
Ester Unit	3	1	9	0
Grimes Unit	16	9	17	0
Larry B. Norris Unit (MAX)	10	4	26	1
Tucker Work Release	0	0	0	0
McPherson Unit	18	16	8	0
McPherson Mental Health Residential Program Unit	0	0	0	0
Mississippi County Work Release Center	0	0	0	0
NEACCC	4	1	1	0
Northwest Arkansas Work Release Center	0	0	0	0
North Central Unit	21	8	11	0
OMEGA	27	35	6	1
Ouachita River Correctional Unit	9	2	9	0
ORCU Hospital	0	0	0	0
ORCU New Commitment	1	1	0	0
ORCU Mental Health Residential Program Unit	0	0	1	0
Pine Bluff Unit	1	2	7	0
Pine Bluff Re-Entry	0	0	0	0
Randall L. Williams Correctional Facility	2	9	6	0
SWACCC	0	0	0	0
Texarkana Regional Correctional Center	0	0	0	0
Tucker Unit	8	6	13	0
Varner Super Max	33	17	27	0
Varner Unit	2	2	2	0
WRCCC	0	0	0	0
Wrightsville Unit	2	2	2	0
Hawkins Center	1	0	4	0
Total	245	153	238	2

ADMISSIONS AND RELEASES - January 2026

<u>Admissions</u>	<u>Male</u>	<u>Female</u>	<u>Total</u>
Asian	1	0	1
Black	64	7	71
Caucasian	127	31	158
Hispanic	5	1	6
Native American Indian	0	1	1
Native Hawaiian or Pacific Island	0	0	0
Other	0	0	0
Unknown	0	0	0
Total	197	40	237

<u>Releases</u>	<u>Male</u>	<u>Female</u>	<u>Total</u>
Asian	1	0	1
Black	86	5	91
Caucasian	128	38	166
Hispanic	5	3	8
Native American Indian	1	0	1
Native Hawaiian or Pacific Island	3	0	3
Other	0	0	0
Unknown	0	0	0
Total	224	46	270

ADC INMATE POPULATION GROWTH 2000-2029 - JANUARY 2026

Mo.	2000	2001	2002	2003	2004	2005	2006	2007	2008	2009	2010	2011	2012	2013	2014	2015	2016	2017	2018	2019	2020	2021	2022	2023	2024	2025	2026
Jan.	11,984	11,908	12,402	13,015	13,105	13,595	13,481	13,839	14,518	14,796	15,334	16,312	15,134	14,815	17,481	18,142	17,785	17,824	18,201	17,958	17,989	16,119	17,154	17,682	18,522	18,673	19,083
Feb.	12,169	12,022	12,529	13,054	13,166	13,783	13,633	14,012	14,603	14,883	15,374	16,209	14,990	15,008	17,438	18,082	17,625	17,608	17,998	17,846	18,181	16,120	17,077	17,814	18,612	18,805	
March	12,006	12,033	12,299	13,108	13,088	13,418	13,534	13,772	14,580	14,843	15,290	16,095	14,964	14,665	17,395	18,233	17,573	17,666	18,089	17,898	17,860	16,085	16,992	18,075	18,820	18,803	
April	12,069	12,167	12,465	13,213	13,323	13,469	13,554	13,851	14,769	14,937	15,570	16,172	15,124	14,850	17,604	18,703	17,815	17,798	18,227	17,977	17,331	16,250	17,059	18,206	18,889	18,756	
May	12,109	12,384	12,558	13,463	13,556	13,528	13,711	14,146	14,880	15,146	15,694	16,062	15,132	15,074	17,593	18,693	17,769	17,652	17,945	17,817	16,694	16,476	17,229	18,267	18,863	18,746	
June	12,005	12,108	12,439	13,418	13,389	13,251	13,430	13,915	14,700	15,025	15,564	15,554	14,832	14,825	17,340	18,813	17,973	17,963	17,972	17,942	16,552	16,560	17,129	18,213	18,957	18,748	
July	12,030	12,190	12,622	13,509	13,528	13,286	13,560	14,082	14,868	15,195	15,807	15,519	14,879	15,379	17,522	18,870	18,130	18,180	18,005	18,002	16,511	16,638	17,109	18,397	18,955	18,804	
August	12,087	12,371	12,815	13,565	13,632	13,419	13,646	14,224	15,100	15,385	15,829	15,240	14,675	16,103	17,549	18,806	17,919	18,051	17,751	18,090	16,367	16,655	17,274	18,375	19,038	18,875	
September	11,983	12,289	12,774	13,341	13,516	13,237	13,652	14,217	14,850	15,285	16,025	15,172	14,724	16,412	17,605	18,549	18,026	18,179	17,865	17,856	16,215	16,698	17,432	18,380	19,043	18,945	
October	12,119	12,348	12,942	13,341	13,584	13,363	13,775	14,349	14,836	15,381	16,311	15,271	14,856	16,993	17,880	18,430	18,127	18,348	17,943	17,947	16,311	16,821	17,480	18,557	19,100	18,990	
November	12,094	12,408	13,162	13,408	13,706	13,587	13,913	14,437	15,025	15,340	16,460	15,205	14,625	17,168	17,848	17,981	17,573	17,973	17,666	18,060	16,165	16,982	17,521	18,500	18,987	18,970	
December	11,856	12,333	12,845	13,106	13,470	13,338	13,728	14,315	14,716	15,199	16,204	15,062	14,654	17,235	17,874	17,707	17,537	18,078	17,799	17,759	16,094	17,023	17,648	18,503	18,844	19,059	
Net Ann. Inc.	29	477	512	261	364	-132	390	587	401	483	1,005	-1,142	-408	2,581	639	-167	-170	541	-279	-40	-1,665	929	625	855	341	215	24
Avg. Mo. Inc.	2	40	43	22	30	-11	33	49	33	40	84	-95	-34	215	53	-14	-14	45	-23	-3	-139	77	52	71	28	18	24

Population is total jurisdictional count at end of each month. Population at end of month December 1999 was 11,827.

Average monthly population increased for past fifteen years 2011 - 2025 is 16

Average monthly population increased for past ten years Jan. 2016 - Dec 2025 is 11

Average monthly population decreased for past five years 2021 - 2025 is 49

Projected at Growth of 16 per Month

Mo.	2008	2009	2010	2011	2012	2013	2014	2015	2016	2017	2018	2019	2020	2021	2022	2023	2024	2025	2026	2027	2028	2029
	Actual	Actual	Actual	Actual	Actual	Actual	Actual	Actual	Actual	Actual	Actual	Actual	Actual	Actual	Actual	Actual	Actual	Actual	Actual/Proj.	Proj.	Proj.	Proj.
January	14,518	14,796	15,334	16,312	15,134	14,815	17,481	18,142	17,785	17,824	18,201	17,958	17,989	16,119	17,154	17,682	18,522	18,673	19,083	19,275	19,467	19,659
February	14,603	14,883	15,374	16,209	14,990	15,008	17,438	18,082	17,625	17,608	17,998	17,846	18,181	16,120	17,077	17,814	18,612	18,805	19,099	19,291	19,483	19,675
March	14,580	14,843	15,290	16,095	14,964	14,665	17,395	18,233	17,573	17,666	18,089	17,898	17,860	16,085	16,992	18,075	18,820	18,803	19,115	19,307	19,499	19,691
April	14,769	14,937	15,570	16,172	15,124	14,850	17,604	18,703	17,815	17,798	18,227	17,977	17,331	16,250	17,059	18,206	18,889	18,756	19,131	19,323	19,515	19,707
May	14,880	15,146	15,694	16,062	15,132	15,074	17,593	18,693	17,769	17,652	17,945	17,817	16,694	16,476	17,229	18,267	18,863	18,746	19,147	19,339	19,531	19,723
June	14,700	15,025	15,564	15,554	14,832	14,825	17,340	18,813	17,973	17,963	17,972	17,942	16,552	16,560	17,129	18,213	18,957	18,748	19,163	19,355	19,547	19,739
July	14,868	15,195	15,807	15,519	14,879	15,379	17,522	18,870	18,130	18,180	18,005	18,002	16,511	16,638	17,109	18,397	18,955	18,804	19,179	19,371	19,563	19,755
August	15,100	15,385	15,829	15,240	14,675	16,103	17,549	18,806	17,919	18,051	17,751	18,090	16,367	16,655	17,274	18,375	19,038	18,875	19,195	19,387	19,579	19,771
September	14,850	15,285	16,025	15,172	14,724	16,412	17,605	18,549	18,026	18,179	17,865	17,856	16,215	16,698	17,432	18,380	19,043	18,945	19,211	19,403	19,595	19,787
October	14,836	15,381	16,311	15,271	14,856	16,993	17,880	18,430	18,127	18,348	17,943	17,947	16,311	16,821	17,480	18,557	19,100	18,990	19,227	19,419	19,611	19,803
November	15,025	15,340	16,460	15,205	14,625	17,168	17,848	17,981	17,573	17,973	17,666	18,060	16,165	16,982	17,521	18,500	18,987	18,970	19,243	19,435	19,627	19,819
December	14,716	15,199	16,204	15,062	14,654	17,235	17,874	17,707	17,537	18,078	17,799	17,759	16,094	17,023	17,648	18,503	18,844	19,059	19,259	19,451	19,643	19,835
Net Ann. Inc.	401	483	1,005	-1,142	-408	2,581	639	-167	-170	541	-279	-40	-1,665	929	625	855	341	215	200	192	192	192
Ave. Mo. Inc.	33	40	84	-95	-34	215	53	-14	-14	45	-23	-3	-139	77	52	71	28	18	17	16	16	16

MONTHLY POPULATION AVERAGES - JANUARY 2026

Unit/Center	1/1	1/2	1/5	1/6	1/7	1/8	1/9	1/12	1/13	1/14	1/15	1/16	1/19	1/20	1/21	1/22	1/23	1/26	1/27	1/28	1/29	1/30	AVG
Benton	332	332	332	330	331	334	330	334	330	329	328	328	327	327	324	321	319	318	318	318	318	318	326
Cummins	1,939	1,939	1,939	1,941	1,940	1,941	1,942	1,938	1,937	1,934	1,936	1,933	1,934	1,934	1,933	1,932	1,931	1,933	1,933	1,933	1,933	1,933	1,936
Delta	621	621	626	626	626	633	630	622	622	627	627	627	625	625	625	624	624	624	624	624	624	624	625
Dr. Mary L. Parker-Reed	36	36	36	35	35	36	36	36	36	36	36	36	36	36	36	36	36	36	36	36	36	36	36
East AR Reg	1,616	1,616	1,613	1,613	1,622	1,621	1,622	1,618	1,618	1,618	1,614	1,614	1,621	1,621	1,626	1,625	1,622	1,624	1,624	1,624	1,624	1,623	1,620
Ester	689	689	687	687	693	698	694	694	690	693	684	688	683	683	694	691	691	690	690	690	690	705	691
Grimes	1,102	1,102	1,100	1,100	1,100	1,103	1,103	1,105	1,104	1,104	1,096	1,096	1,097	1,097	1,097	1,097	1,091	1,085	1,083	1,081	1,081	1,081	1,096
Max Sec	579	579	577	577	577	579	580	579	579	579	581	582	577	577	577	577	577	574	574	575	575	575	578
McPherson	1,249	1,251	1,249	1,252	1,250	1,250	1,256	1,260	1,261	1,263	1,262	1,256	1,253	1,253	1,253	1,247	1,241	1,246	1,246	1,246	1,246	1,246	1,252
MCWRC	182	182	179	179	179	179	179	176	176	176	179	178	178	178	177	177	177	181	181	181	181	181	179
N Central	939	939	936	935	932	931	928	925	926	926	926	935	935	935	937	936	937	937	937	937	937	932	934
NWAWRC	108	108	108	108	108	108	108	108	106	108	108	108	108	108	106	106	108	108	108	108	108	108	108
Ouachita River	1,924	1,924	1,923	1,930	1,928	1,917	1,913	1,917	1,923	1,921	1,928	1,924	1,922	1,922	1,927	1,929	1,924	1,927	1,926	1,925	1,925	1,925	1,924
Randall L Williams	545	545	543	543	543	541	548	544	544	548	550	547	546	546	547	549	544	544	543	543	559	559	546
Pine Bluff	557	557	561	561	558	557	558	549	556	554	548	547	552	552	552	557	558	558	558	558	526	526	553
PB Work Release	56	56	56	56	56	56	56	56	56	56	56	56	56	56	56	56	56	56	56	56	56	56	56
TRCC	134	134	134	134	134	126	125	125	125	125	125	125	134	134	134	134	134	134	134	134	134	134	131
Tucker	1,018	1,018	1,018	1,025	1,024	1,019	1,022	1,018	1,019	1,021	1,027	1,027	1,022	1,022	1,021	1,021	1,017	1,017	1,017	1,017	1,017	1,017	1,020
Tucker Work Release	117	117	115	115	115	113	111	113	113	111	111	110	108	108	108	107	106	106	106	106	106	106	110
Varner	1,692	1,692	1,692	1,697	1,697	1,701	1,700	1,700	1,699	1,701	1,698	1,697	1,696	1,695	1,695	1,695	1,693	1,692	1,692	1,691	1,691	1,691	1,695
Wrightsville	849	849	849	849	847	837	845	847	848	846	850	849	853	853	853	852	857	856	856	856	856	856	851
WR Hawkins-Males	459	459	458	453	452	457	450	458	457	459	453	447	454	454	453	450	453	453	453	453	453	453	454
Total ADC	16,743	16,745	16,731	16,746	16,747	16,737	16,736	16,722	16,725	16,735	16,723	16,710	16,717	16,716	16,731	16,720	16,697	16,699	16,695	16,692	16,691	16,685	16,720
ALETA	13	13	13	13	13	13	13	13	13	13	13	13	13	13	13	13	13	13	13	13	13	13	13
Ar State Police	52	52	52	52	53	53	53	53	53	53	56	56	56	56	57	57	57	57	57	57	57	57	55
Co Jail / M	1,815	1,815	1,821	1,808	1,824	1,832	1,851	1,876	1,864	1,873	1,889	1,898	1,878	1,877	1,880	1,880	1,881	1,927	1,931	1,934	1,930	1,934	1,874
Co Jail / F	87	87	92	74	77	71	60	58	53	48	53	52	52	52	57	60	60	62	62	62	62	63	64
Total Co Jail BK	1,902	1,902	1,913	1,882	1,901	1,903	1,911	1,934	1,917	1,921	1,942	1,950	1,930	1,929	1,937	1,940	1,941	1,989	1,993	1,996	1,992	1,997	1,937
309/M	189	189	189	190	190	188	188	186	187	189	190	191	189	189	188	188	188	189	189	189	189	189	189
309/F	121	121	121	121	121	121	120	119	117	117	115	116	116	116	115	115	115	115	115	115	115	115	117
Total Act 309	310	310	310	311	311	309	308	305	304	306	305	307	305	305	303	303	303	304	304	304	304	304	306
Total Non ADC	2,277	2,277	2,288	2,258	2,278	2,278	2,285	2,305	2,287	2,293	2,316	2,326	2,304	2,303	2,310	2,313	2,314	2,363	2,367	2,370	2,366	2,371	2,311
Total	19,020	19,022	19,019	19,004	19,025	19,015	19,021	19,027	19,012	19,028	19,039	19,036	19,021	19,019	19,041	19,033	19,011	19,062	19,062	19,062	19,057	19,056	19,031
	1	1	1	1	1	1	1	1	1	1	1	1	1	1	1	1	1	1	1	1	1	1	22

16720

19031

0

CENTER POPULATIONS - JANUARY 2026

Location:	In Count	Out To:				Total	Capacity	% Capacity	
		ORCU Hosp	Other Hosp	Furlough	Court				
Central AR CCC - Males/Males	160	0	0	0	0	160	150		
Central AR CCC - Males Total	160	0	0	0	0	160	150	106.7%	
East Central AR CCC/90 Day PV in CCC Females	1	0	0	0	0	1	0		
East Central AR CCC/Females	379	0	0	0	0	379	451		
East Central AR CCC-Females Drug Treatment/Females	13	0	1	0	0	14	0		
East Central AR CCC Supervision Sanction-Female/90 Day PV in CCC Females	49	0	0	0	0	49	0		
East Central AR CCC Supervision Sanction-Female/Females	42	0	0	0	0	42	88		
East Central AR CCC Total	484	0	1	0	0	485	539	90.0%	
NE AR CCC - Drug Treatment/Males	19	0	0	0	0	19	25		
NE AR CCC/Males	233	1	0	0	1	235	215		
NE AR CCC Total	252	1	0	0	1	254	240	105.8%	
Omega Supervision Sanction Center/90 Day PV in CCC Males	90	0	0	0	0	90	0		
Omega Supervision Sanction Center/Males	148	0	0	0	5	153	300		
Omega Supervision Sanction Center Total	238	0	0	0	5	243	300	81.0%	
Phillips County Detention Center/90 Day PV in CCC Males	67	0	0	0	0	67	0		
Phillips County Detention Center/Males	0	0	0	0	0	0	80		
Phillips County Detention Center Total	67	0	0	0	0	67	80	83.8%	
SW AR CCC/Males	462	0	0	0	0	462	510		
SW AR Supervision Sanction Center/Males	71	0	0	0	0	71	100		
SW AR CCC Total	533	0	0	0	0	533	610	87.4%	
White River Correctional Center/90 Day PV in CCC Males	162	0	0	0	0	162	0		
White River Correctional Center/Males	2	0	0	0	4	6	173		
White River Correctional Center Total	164	0	0	0	4	168	173	97.1%	
In Transit Count:	0								
TOTALS - UNIT COUNT	1,898	1	1	0	10	1,910			
						Male	1,425	1,553	91.8%
						Female	485	539	90.0%
						Total	1,910	2,092	91.3%
County Jail Backup SSP/Females Total	3	0	0	0	0	3			
County Jail Backup SSP/Males Total	24	0	0	0	0	24			
County Jail Backup/Females Total	24	0	0	0	0	24			
County Jail Backup/Males Total	74	0	0	0	0	74			
State Prison Unit/Females Total	1	0	0	0	0	1			
TOTAL - NONAGENCY	126	0	0	0	0	126			
						Male	98		
						Female	28		
						Total	126		
Re-Entry Act 146 Total	213	0	0	0	0	213	206	103.4%	
GRAND TOTAL	2,237	1	1	0	10	2,249			

FACILITY POPULATIONS - JANUARY 2026

Location:	In Count	Out To:				Total	Capacity	% Capacity	
		ORCU Hosp	Other Hosp	Furlough	Court				
Benny Magness Unit/Males	928	0	1	0	3	932	700		
Benny Magness Unit Total	928	0	1	0	3	932	700	133.1%	
Benton Work Release/Males	316	0	0	0	2	318	325		
Benton Work Release Total	316	0	0	0	2	318	325	97.8%	
Cummins Unit/Males	1,617	2	1	0	4	1,624	1,550		
Cummins Modular Unit/Males	309	0	0	0	0	309	300		
Cummins Unit Total	1,926	2	1	0	4	1,933	1,850	104.5%	
Delta Regional Unit Total	618	0	0	0	6	624	472	132.2%	
Dr. Mary L Parker-Reed Women's Unit/Females	35	0	1	0	0	36	44		
Dr. Mary L Parker-Reed Women's Unit Total	35	0	1	0	0	36	44	81.8%	
East AR Region. Unit/Males	1,101	0	0	0	6	1,107	1,000		
East AR Regional Max Unit/Males	512	1	0	0	3	516	432		
East AR Region. Unit Total	1,613	1	0	0	9	1,623	1,432	113.3%	
Grimes Unit Total	1,076	1	1	0	3	1,081	1,012	106.8%	
McPherson Unit/Females	1,202	0	0	0	5	1,207	1,168		
McPherson MH Residential Prog Unit/Females	39	0	0	0	0	39	40		
McPherson Unit Total	1,241	0	0	0	5	1,246	1,208	103.1%	
Mississippi County W/R/Males	181	0	0	0	0	181	102		
Miss. Co. Regional Maintenance/Males	0	0	0	0	0	0	43		
Mississippi County W/R Total	181	0	0	0	0	181	145	124.8%	
Tucker Work Release/Males	106	0	0	0	0	106	124		
Norris Unit/Males	574	1	0	0	0	575	532		
Norris Unit Total	680	1	0	0	0	681	656	103.8%	
NW ARK Work Release Total	108	0	0	0	0	108	100	108.0%	
Ouachita River Correctional Unit/Males	1,449	6	4	0	7	1,466	1,415		
Ouachita River Correction Unit New Commitment/Males	345	4	0	0	3	352	246		
ORCU MH Residential Prog Unit/Males	106	0	1	0	0	107	128		
Ouachita River Correctional Unit Total	1,900	10	5	0	10	1,925	1,789	107.6%	
Ester Unit/Males	703	2	0	0	0	705	579		
Randall L. Williams Cor. Facility/Males	557	1	0	0	1	559	518		
Pine Bluff Unit/Males	523	0	0	0	3	526	520		
PB Unit Work Release/Females	56	0	0	0	0	56	54		
Pine Bluff Complex Total	1,839	3	0	0	4	1,846	1,671	110.5%	
Texarkana Work Release/Males	102	0	0	0	0	102	96		
Texarkana Regional Maintenance/Males	32	0	0	0	0	32	32		
Texarkana Work Release Total	134	0	0	0	0	134	128	104.7%	
Tucker Unit/Males	1,015	0	0	0	2	1,017	982		
Tucker Unit Total	1,015	0	0	0	2	1,017	982	103.6%	
Varner Unit/Males	1,192	0	1	0	2	1,195	1,100		
Varner Super Max/Death Row Males*	23	0	0	0	0	23	0		
Varner Super Max/Males	472	1	0	0	0	473	498		
Varner Unit Total	1,687	1	1	0	2	1,691	1,598	105.8%	
Wrightsville Unit/Males	855	0	0	0	1	856	850		
Wrightsville Hawkins Center/Males	257	0	0	0	0	257	200		
Wrightsville Hawkins for Males/Males	196	0	0	0	0	196	200		
Wrightsville Unit Total	1,308	0	0	0	1	1,309	1,250	104.7%	
In Transit Count:	0								
TOTALS - UNIT COUNT	16,605	19	10	0	51	16,685			
						Male	15,347	14,056	109.2%
						Female	1,338	1,306	102.5%
						Total	16,685	15,362	108.6%
ALETA / Males Total	13	0	0	0	0	13	20		
AR State Police / Males Total	57	0	0	0	0	57	65		
Ark. Concurrent Sentences / Females Total	0	0	0	0	0	0			
Ark. Concurrent Sentences / Males Total	0	0	0	0	0	0			
County 309 / Females Total	115	0	0	0	0	115			
County 309 / Males Total	189	0	0	0	0	189			
County 309 Total	304	0	0	0	0	304	350		
County Jail Backup / Females Total	63	0	0	0	0	63			
County Jail Backup / Males Total	1,934	0	0	0	0	1,934			
Interstate Compact / Females Total	1	0	0	0	0	1			
Interstate Compact / Males Total	26	0	0	0	0	26			
TOTAL - NONAGENCY	2,398	0	0	0	0	2,398			
						Male	2,219		
						Female	179		
						Total	2,398		
GRAND TOTAL	19,003	19	10	0	51	19,083			

Total Death Row Male/Female = 23
 ACC Reentry Transfers / Females Total = ACC 45
 Reentry Transfers / Males Total = 168

FISCAL YEAR 2026 COUNTY JAIL BACKUP - JANUARY 2026

DAY	Jul-25	Aug-25	Sep-25	Oct-25	Nov-25	Dec-25	Jan-26
1	1,550	1,659	1,720	1,763	1,842	1,829	1,902
2	1,573	1,659	1,720	1,729	1,842	1,837	1,902
3	1,551	1,659	1,724	1,743	1,855	1,815	1,902
4	1,576	1,654	1,685	1,743	1,841	1,830	1,902
5	1,576	1,654	1,687	1,743	1,844	1,842	1,913
6	1,576	1,643	1,687	1,764	1,827	1,842	1,882
7	1,576	1,663	1,687	1,757	1,830	1,842	1,901
8	1,592	1,676	1,679	1,729	1,830	1,856	1,903
9	1,605	1,676	1,687	1,741	1,830	1,852	1,911
10	1,596	1,676	1,715	1,800	1,819	1,838	1,911
11	1,577	1,666	1,720	1,800	1,836	1,851	1,911
12	1,577	1,673	1,725	1,800	1,836	1,863	1,934
13	1,577	1,649	1,725	1,818	1,854	1,863	1,917
14	1,567	1,639	1,725	1,813	1,827	1,863	1,921
15	1,593	1,661	1,728	1,820	1,827	1,869	1,942
16	1,594	1,661	1,729	1,791	1,827	1,867	1,950
17	1,606	1,661	1,767	1,786	1,842	1,844	1,950
18	1,638	1,674	1,743	1,786	1,830	1,857	1,950
19	1,638	1,684	1,749	1,786	1,829	1,870	1,930
20	1,638	1,689	1,749	1,792	1,795	1,870	1,929
21	1,615	1,667	1,749	1,809	1,801	1,870	1,937
22	1,624	1,684	1,769	1,775	1,801	1,898	1,940
23	1,648	1,684	1,789	1,809	1,801	1,885	1,941
24	1,636	1,684	1,790	1,848	1,810	1,904	1,941
25	1,626	1,703	1,784	1,848	1,806	1,904	1,941
26	1,626	1,696	1,790	1,848	1,831	1,904	1,989
27	1,626	1,735	1,790	1,849	1,829	1,904	1,993
28	1,604	1,679	1,790	1,830	1,829	1,904	1,996
29	1,633	1,705	1,788	1,830	1,829	1,903	1,992
30	1,644	1,705	1,799	1,844	1,829	1,915	1,997
31	1,643	1,705		1,842		1,931	1,997
Avg Daily Backup	1,603	1,675	1,740	1,795	1,828	1,868	1,936

Note: Totals does not include 309 Contracts in County Jails (maximum of 350)

County Jail Back-up average for January 2026 - 1,936

County Jail Back-up Fiscal Year Average as of January 31, 2026 - 1,778

Short-Term Revocation Program average for January 2026 - 43

Short-Term Revocation Fiscal Year average as of January 31, 2026 - 123

RESTRICTIVE HOUSING QUARTERLY REPORT

Restrictive Housing Disciplinary Counts	
12-3 : Failure To Obey Order Of Staff	550
04-8 : Battery - Use of Force on an Inmate	415
11-1 : Insolence To A Staff Member	316
05-3 : Assault - verbal or written threat	307
02-2 : Under the influence	257
03-5 : Out Of Place Of Assignment	236
02-16 : Refusal To Submit To Testing	229
12-4 : Refusing A Direct Verbal Order	228
02-17 : Creating Unnecessary Noise	212
05-5 : Provoking Or Agitating A Fight	211
02-13 : Breaking Into Or Disrupt Line	135
01-1 : Banding Together/Demonstration	128
10-3 : Indecent Exposure	116
09-3 : Possession/Introduce Drugs	111
07-1 : Unauthorized Use Of State Prop	101
08-4 : Destruction Of Property	97
02-12 : Keep Person/Quarters W Regulat	89
09-1 : Possession Weapon	86
13-2 : Lying To A Staff Member	68
12-5 : Failure or Refusal to Leave	67

Disciplinary Categories	
Violence to others	537
Possession of drug-related contraband	368
Masturbation/Indecent Exposure	135
Sex with another person	27
Other violations	3,763

Inmates placed in RH	2,297
----------------------	-------

Population Demographics

RACE	GENDER		
	M	F	Total
Asian	3	0	3
Black	1,892	93	1,985
Caucasian	1,257	93	1,350
Hispanic	101	10	111
NA Indian	3	1	4
Native Hawaiian	7	0	7
Other	4	0	4
Total	3,267	197	3,464

Protective Custody	5
Twenty-one or Younger	44
Fifty-five or Older	219
SMI	139

Suicides/Deaths in Restrictive Housing	
Suicides	0
Suicide Attempts	18
Deaths	2

STTG UNIT COUNTS - JANUARY 2026

Unit	Beginning Total	Confirmed	Suspected	In	Out	Paroled	Removed	Ending Total	Total Unit Population	Unit % of STTG's
Benton	72	0	0	2	6	1	0	67	318	21.07%
Benny M Unit	284	0	0	8	5	6	0	281	930	30.22%
Cummins	666	0	0	33	32	6	0	661	1,941	34.05%
Delta	204	0	0	11	2	3	0	210	616	34.09%
EARU	668	0	0	14	6	3	0	673	1,634	41.19%
Ester	175	0	0	31	10	4	0	192	705	27.23%
Grimes	409	0	0	9	11	3	0	404	1,079	37.44%
Hawkins	108	0	0	5	4	5	0	104	459	22.66%
Norris	291	0	0	28	0	0	0	319	685	46.57%
McPherson	47	0	0	0	0	0	0	47	1,245	3.78%
MCWR	61	0	0	0	1	0	0	60	180	33.33%
NWAWR	23	0	0	1	1	0	0	23	107	21.50%
ORCU	495	0	0	10	125	10	0	370	1,565	23.64%
ORCU Intake	93	48	0	42	85	0	0	98	356	27.53%
Pine Bluff	146	0	0	11	24	5	0	128	546	23.44%
RLW	188	0	0	13	14	2	0	185	560	33.04%
TWR	44	0	0	4	7	0	0	41	134	30.60%
Tucker	270	0	0	22	16	2	0	274	1,019	26.89%
Varner	759	0	0	70	65	2	0	762	1,701	44.80%
Wrightsville	245	0	0	13	5	2	0	251	856	29.32%
Total	5,248	48	0	327	419	54	0	5,150	16,636	30.96%

ORCU Intake brought in 48 new STTG members into ADC last month.

STTG DISCIPLINARY REPORT – JANUARY 2026

Unit	STTG Incidents	STTG Suspected Incidents	Total Unit Disciplinary	Disciplinary Involving STTG	Percentage
Benton	0	0	17	6	35.29%
Cummins	0	0	198	101	51.01%
Delta	0	0	176	85	48.30%
EARU	0	0	142	79	55.63%
Easter	0	0	39	15	38.46%
Grimes	0	0	160	82	51.25%
Hawkins	0	0	4	4	100.00%
Norris	0	0	80	41	51.25%
McPherson	0	0	156	10	6.41%
MCWR	0	0	6	3	50.00%
BMU	1	0	143	59	41.26%
NWAWR	0	0	16	4	25.00%
ORCU	0	0	207	100	48.31%
ORCU Intake	0	0	6	5	83.33%
Pine Bluff	0	0	46	13	28.26%
RLW	0	0	84	40	47.62%
TWR	0	0	26	11	42.31%
Tucker	0	0	74	35	47.30%
Varner	0	0	322	162	50.31%
Wrightsville	0	0	71	23	32.39%
Total	1	0	1,973	878	44.50%

STTG COUNTS BY STTG SET – JANUARY 2026

STTG Set	Benton	Cummins	Delta	EARU	Ester	Grimes	Hawkins	Norris	McPherso	MCWR	BMU	NWAWR	ORCU	Intake	PB	RLW	TWR	Tucker	Varner	Wrightsvil	Total	
Asian	0	1	0	0	0	1	0	0	0	0	0	0	0	0	0	0	0	1	0	0	0	3
Bloods	10	141	52	152	34	87	16	57	7	9	57	1	58	14	22	40	6	56	158	41	1,018	
Crips	14	81	43	88	17	55	10	40	2	9	31	1	38	5	11	18	3	27	106	29	628	
Folk	2	120	7	51	10	24	26	58	3	2	14	7	10	7	4	7	1	16	54	84	507	
GD	15	110	37	172	45	98	21	70	10	13	66	2	100	22	34	41	4	66	191	0	1,117	
Mexican	5	25	11	29	11	7	3	4	5	0	12	0	14	8	2	4	0	12	24	15	191	
Motorcycle	0	1	0	1	0	0	0	1	1	1	4	0	3	1	0	1	0	1	1	0	16	
Other	0	9	8	16	8	8	0	6	4	2	8	0	8	5	5	1	1	12	23	0	124	
People	3	19	7	35	4	19	5	21	0	0	14	0	8	2	9	4	1	10	32	7	200	
Unknown	0	10	5	8	6	6	0	4	0	5	1	3	7	3	2	6	1	5	9	0	81	
W/S	8	79	23	24	33	27	6	33	7	13	23	4	67	14	17	27	14	37	43	27	526	
AB	1	9	0	7	6	3	2	0	2	0	4	1	8	2	3	2	0	3	20	1	74	
AC	0	7	3	15	2	9	2	4	1	0	9	0	9	1	0	0	2	5	14	6	89	
NAE	5	25	5	30	7	22	5	7	1	2	21	1	20	8	10	17	5	11	36	27	265	
WAR	4	24	9	45	9	38	8	14	4	4	17	3	20	6	9	17	2	13	50	14	310	
Total	67	661	210	673	192	404	104	319	47	60	281	23	370	98	128	185	41	274	761	251	5,149	

- Key:
- GD = Gangster Disciples
 - W/S = White Supremacist
 - NAE = New Aryan Empire
 - WAR = White Aryan Resistance
 - AC = Aryan Circle
 - AB = Aryan Brotherhood

MEDICATION-ASSISTED TREATMENT PROGRAM (MAT) REPORT - JANUARY 2026

Locations:	MAT Start Dates	Active Program Participants	New Clients in the Program this Month	Dropped Out	Total Active Participants
CACCC - Little Rock	Sep-19	2	0	0	2
EACCC - West Memphis	Jul-18	63	7	2	68
NEACCC - Osceola	Dec-21	0	0	0	0
SWACCC - Texarkana	Jul-18	7	0	2	5
Probation / Parole	2018	18	6	5	13
Medically Withdrawn	Closed Unsuccessful	Completed	Total Active		
100	235	224	107		
Total # of Participants Since Program Began					1062

Clinical Activities

Action	Jul-23	Aug-23	Sep-23	Oct-23	Nov-23	Dec-23
Assessments Completed in units	42	20	11	9	4	13
# of Clients Educated in units	352	515	403	426	427	400
# of Clients Released to Supervision	12	7	3	2	4	6
Pre-Release Interviews Completed	14	15	15	4	4	8

Clinical Activities

Action	Jan-24	Feb-24	Mar-24	Apr-24	May-24	Jun-24
# of Assessments Completed in units	13	3	12	11	11	9
# of Clients Educated in units	411	261	514	420	353	282
# of Clients Released to Supervision	4	7	10	7	11	10
Pre-Release Interviews Completed	11	6	14	14	7	14

Action	Jul-24	Aug-24	Sep-24	Oct-24	Nov-24	Dec-24
# of Assessments Completed in units	8	0	0	20	9	2
# of Clients Educated in units	221	279	220	234	170	110
# of Clients Released to Supervision	12	6	10	7	13	11
Pre-Release Interviews Completed	7	7	4	11	11	11

Action	Jan-25	Feb-25	Mar-25	Apr-25	May-25	Jun-25
# of Assessments Completed in units	9	14	7	34	5	11
# of Clients Educated in units	119	250	237	92	104	69
# of Clients Released to Supervision	10	5	6	6	9	5
Pre-Release Interviews Completed	9	9	9	11	10	10

Action	Jul-25	Aug-25	Sep-25	Oct-25	Nov-25	Dec-25
# of Assessments Completed in units	15	42	52	55	36	14
# of Clients Educated in units	104	111	36	32	60	55
# of Clients Released to Supervision	6	8	12	10	9	6
Pre-Release Interviews Completed	6	8	13	8	3	17

ADC INPATIENT AND EMERGENCY ROOM UTILIZATION

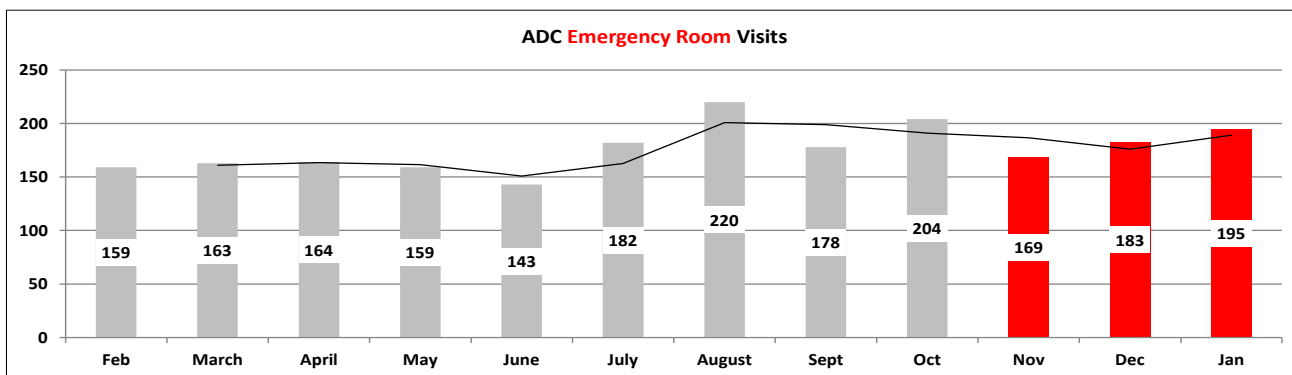
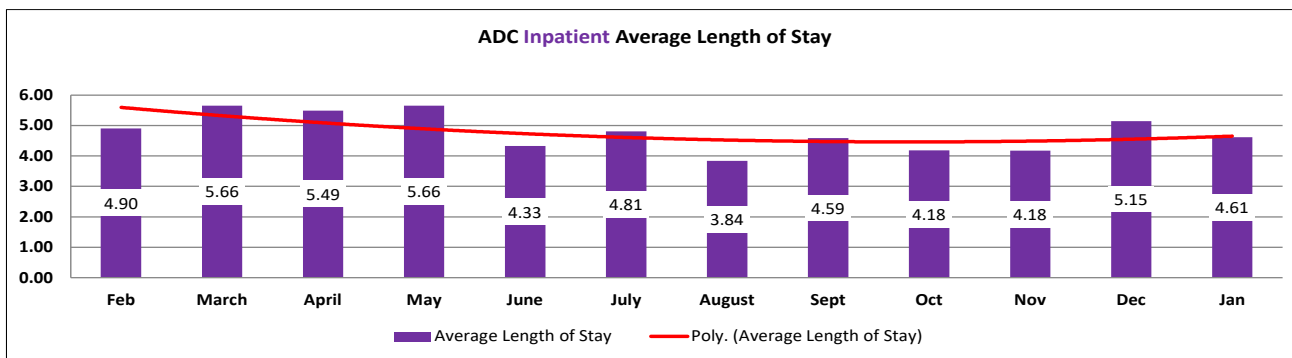
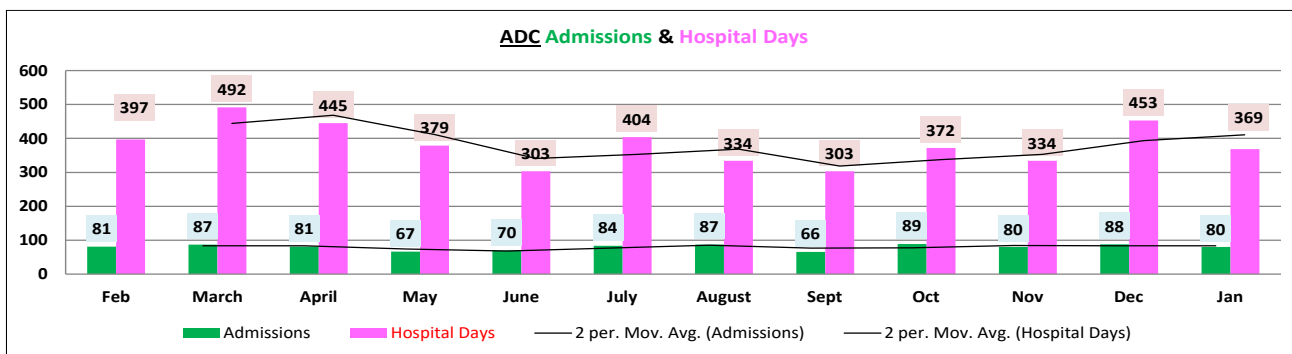
ARKANSAS DEPARTMENT OF CORRECTION INPATIENT AND EMERGENCY ROOM UTILIZATION

ADC Inpatient Statistics Past 12 Months

	2025	2025	2025	2025	2025	2025	2025	2025	2025	2025	2025	2025	2026	Average
	Feb	March	April	May	June	July	August	Sept	Oct	Nov	Dec	Jan		
Admissions	81	87	81	67	70	84	87	66	89	80	88	80		80
Hospital Days	397	492	445	379	303	404	334	303	372	334	453	369		382
Average Length of Stay	4.90	5.66	5.49	5.66	4.33	4.81	3.84	4.59	4.18	4.18	5.15	4.61		4.78

ADC ER Visits Past 12 Months

	2025	2025	2025	2025	2025	2025	2025	2025	2025	2025	2025	2025	2026	Average
	Feb	March	April	May	June	July	August	Sept	Oct	Nov	Dec	Jan		
Emergency Room Visits	159	163	164	159	143	182	220	178	204	169	183	195		176.6

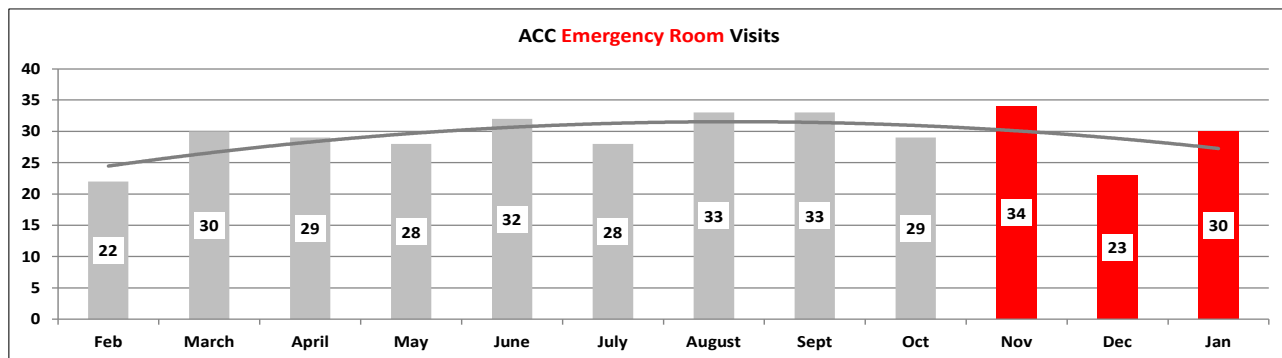
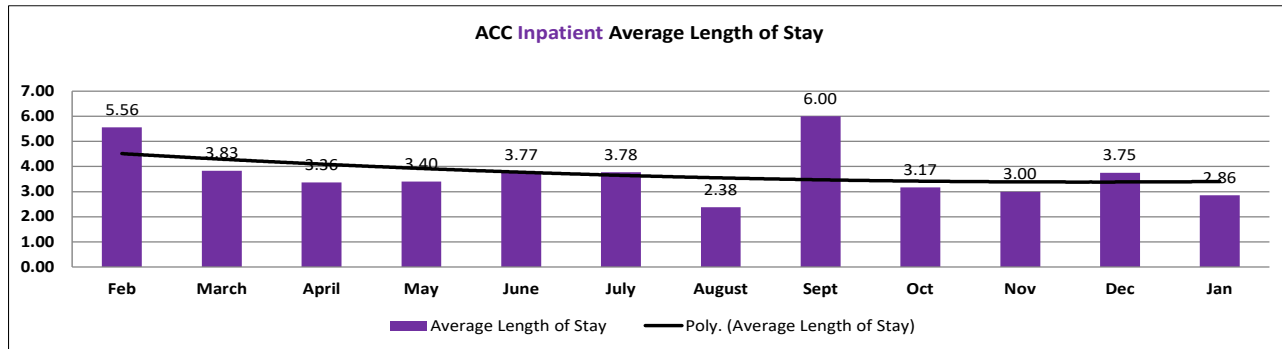
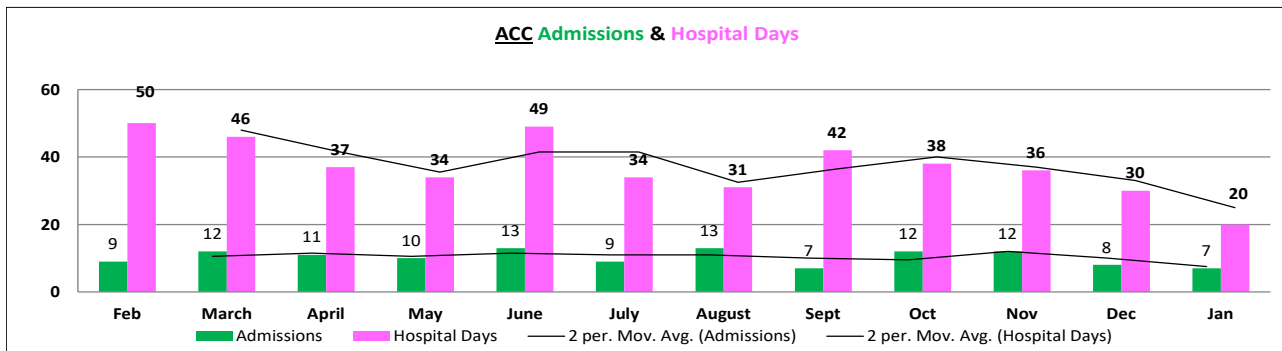


COMMUNITY CORRECTIONS INPATIENT AND EMERGENCY ROOM UTILIZATION

ARKANSAS COMMUNITY CORRECTION
INPATIENT AND EMERGENCY ROOM UTILIZATION

ACC Inpatient Statistics Past 12 Months														
	2025	2025	2025	2025	2025	2025	2025	2025	2025	2025	2025	2025	2026	
	Feb	March	April	May	June	July	August	Sept	Oct	Nov	Dec	Jan	Average	
Admissions	9	12	11	10	13	9	13	7	12	12	8	7	10	
Hospital Days	50	46	37	34	49	34	31	42	38	36	30	20	37	
Average Length of Stay	5.56	3.83	3.36	3.40	3.77	3.78	2.38	6.00	3.17	3.00	3.75	2.86	3.63	

ACC ER Visits Past 12 Months													
	2025	2025	2025	2025	2025	2025	2025	2025	2025	2025	2025	2026	
	Feb	March	April	May	June	July	August	Sept	Oct	Nov	Dec	Jan	Average
Emergency Room Visits	22	30	29	28	32	28	33	33	29	34	23	30	29.3



MEDICAL GRIEVANCE BOARD REPORT - JANUARY 2026

Unit	Acknowledged/Received	Rejected	Reviewed & Signed by Dep Director	With Merit	With Merit, but Resolved	% With Merit	Without Merit
Benton	0	0	0	0	0	0%	0
Central AR CCC	0	0	0	0	0	0%	0
CMU	0	0	0	0	0	0%	0
Cummins	12	4	12	0	0	0%	12
Delta	0	1	0	0	0	0%	0
EARU	2	4	3	0	0	0%	3
EARU Max	12	5	11	0	0	0%	11
ECCCC	0	0	0	0	0	0%	0
Ester	1	2	1	0	0	0%	1
Grimes	16	7	10	0	0	0%	10
Hawkins	0	0	0	0	0	0%	0
McPherson	3	3	7	0	0	0%	7
MCWRC	0	0	4	0	0	0%	4
MSU	3	0	0	0	0	0%	0
NECCC	0	0	2	0	0	0%	2
North Central	3	0	0	0	0	0%	0
NWAWRC	0	0	0	0	0	0%	0
Omega Supervision	1	1	1	0	0	0%	1
Ouachita	0	1	0	0	0	0%	0
Phillips County	0	0	1	0	0	0%	1
Pine Bluff	1	1	0	0	0	0%	0
Randall L. Williams	0	2	1	0	0	0%	1
SNU	2	0	0	0	0	0%	0
SNH	0	0	0	0	0	0%	0
SNN	0	0	0	0	0	0%	0
SWCCC	0	0	0	0	0	0%	0
TRCC	0	0	0	0	0	0%	0
Tucker	7	7	0	0	0	0%	0
Varner	2	2	8	0	0	0%	8
Varner Super Max	0	5	6	0	0	0%	6
White River	0	0	0	0	0	0%	0
WRU	0	0	0	0	0	0%	0
WHM	0	0	0	0	0	0%	0
WWR	0	0	0	0	0	0%	0
Total	65	45	67	0	0	0%	67

CHAPLAINCY

Month: January	Year: 2026	CUMMINS	DELTA REGIONAL	EAST ARKANSAS	EAST AR MAX	ESTER	GRIMES	HAWKINS	LB NORRIS	MCPHERSON	NORTH CENTRAL	OJACHITA RIVER	PINE BLUFF	RANDALL L. WILLIAMS	TUCKER	VARNER	VARNER MAX	WRIGHTSVILLE	TOTAL
Services Chaplains Oversaw																			
Christian																			
Population		6	0	11	0	0	10	1	5	6	4	1	9	5	1	9	0	1	69
Segregation		0	0	0	0	0	0	0	3	0	0	0	0	0	0	0	0	0	3
Muslim																			
Population		15	4	5	0	10	5	3	8	4	5	6	5	5	5	5	0	2	87
Segregation		0	0	0	0	0	0	0	4	0	0	0	0	0	0	0	0	0	4
163																			
Volunteers in Charge																			
Protestant		13	6	7	0	12	8	2	7	9	9	7	3	19	11	0	0	6	119
Catholic		2	0	0	0	1	0	6	0	1	3	3	1	0	0	2	0	3	22
Muslim		0	0	0	0	0	0	1	2	4	0	0	5	0	1	0	0	2	15
Other		2	0	4	0	0	0	2	0	3	0	3	0	0	0	0	0	1	15
Baptism		28	0	0	0	0	0	0	1	0	4	0	0	0	11	0	0	0	44
Marriages																			
		0	0	0	0	0	0	0	0	0	1	0	0	0	0	0	0	0	1
Distributed by Chaplains																			
Greeting Cards		6	6	0	0	0	82	2	60	0	15	0	15	6	10	24	132	0	358
Bibles, Quran, Torah, Etc.		37	1	237	379	229	26	6	15	52	73	216	340	229	6	520	499	12	2,877
Study Course		760	264	0	0	47	0	0	88	98	0	0	3	2	250	15	7	0	1,534
Writing Supplies		0	0	0	0	0	70	0	132	195	0	0	0	0	3	0	0	0	400
Literature		3,700	139	712	81	286	112	0	190	166	478	187	152	136	600	992	848	270	9,049
Chaplain's Visits																			
Barracks		35	6	35	8	24	132	6	20	63	56	62	15	114	98	67	12	19	772
Approximate Hours Spent in Barracks		10	4	17	2	7	61	1	4	47	14	14	4	26	25	17	6	18	277
Inmate Office visits		30	106	20	0	5	70	3	15	84	30	4	23	14	157	80	0	41	682
Other Office visits		15	75	19	0	5	21	4	12	3	4	8	27	60	44	41	0	9	347
Hospital		1	0	0	0	0	0	0	0	0	1	6	0	0	0	0	0	0	8
Infirmary/Sick Call		3	0	3	0	4	9	4	19	3	4	13	4	8	1	3	3	3	84
Restrictive/Punitive Housing		8	5	0	0	2	8	0	23	4	4	10	4	6	5	3	3	3	88
PC - DRU			2																2
Visitation Days		0	0	0	0	0	0	0	0	0	1	0	0	0	0	0	0	0	1
Volunteer Visits																			
RCV		0	0	0	0	1	6	3	7	9	7	19	2	3	12	0	0	0	69
OCV		73	1	0	0	16	7	3	0	28	12	9	0	0	48	0	0	1	198
Spiritual Advisor		1	0	0	0	0	0	0	0	0	0	0	0	0	0	0	0	0	1
CRA		48	10	0	0	12	19	38	43	56	60	56	3	21	65	20	11	15	477
Religious Volunteer Hours																			
Volunteer Hours		474	39	136	0	66	83	44	123	142	317	260	8	51	230	49	17	48	2,087
Denominational/Volunteer Chaplain Hours		6	0	0	0	6	0	0	22	0	14	21	20	0	38	12	1	42	182
2,269																			
Other Activities of Chaplain																			
Counseled Employees		12	15	18	0	5	3	0	1	0	1	16	31	7	10	67	0	0	186
Orientation Sessions		2	3	1	0	0	0	0	0	0	2	0	0	0	0	0	0	0	8
Free World Devotions		0	0	15	0	2	3	0	2	0	1	10	0	0	1	16	0	0	50
Spoke in Churches		0	0	15	0	2	0	0	0	0	1	0	3	0	4	0	0	0	25
Crisis Intervention Sessions		1	0	2	0	0	2	4	16	3	13	7	9	1	8	4	3	6	79
Marriage Counseling		0	0	3	0	0	0	0	0	0	2	0	0	0	0	0	0	0	5
Denominational Meeting		1	0	2	0	1	0	0	0	0	0	0	0	6	0	0	0	0	10
Chaplain's Meeting		1	1	8	0	1	1	1	2	0	1	1	1	1	1	2	0	1	23
Volunteer Training Session		0	2	0	0	0	0	2	1	0	1	0	0	0	0	0	0	0	6
Chaplain Transfers																			
		0	0	0	0	0	0	0	0	0	0	0	0	0	0	0	0	0	0
Chaplain Promotions																			
		0	0	0	0	0	0	0	0	0	0	0	0	0	0	0	0	0	0
PAL PROGRAM																			
Enrolled at start of month		59	24	0	0	47	48	0	24	56	71	42	0	0	62	47	0	22	502
Enrolled during the month		6	0	0	0	6	8	0	1	8	4	3	0	0	5	6	0	4	51
Removed From PAL Program																			
# Paroled		2	0	0	0	0	1	0	1	2	0	2	0	0	1	0	0	0	9
# Completed		1	0	0	0	0	3	0	0	0	2	1	0	0	5	2	0	3	17
# Withdrew		1	0	0	0	0	0	0	0	4	2	0	0	0	0	2	0	0	9
# Removed		1	0	0	0	0	2		3	2	0	1	0	0	0	1	0	0	10
# Transferred		0	0	0	0	0	0	0	2	0	0	0	0	0	0	0	0	0	2
Total Removed from PAL Program		5	0	0	0	0	0	0	6	8	0	4	0	0	0	0	0	1	47
Total Enrolled at the End of the Month		60	24	0	0	53	50	0	19	56	71	41	0	0	61	48	0	23	506
Volunteers In PAL																			
		6	1	0	0	6	0	0	12	30	16	8	0	0	7	0	0	6	92
Special Events:																			
		0	1	0	0	0	0	1	0	0	0	0	0	0	1	0	0	1	4