



DIVISION OF CORRECTION BOARD REPORT

December 2025

Dexter Payne
Director



POPULATION REPORT

RESEARCH/PLANNING

November 2025 Admissions and Releases – Admissions for November 2025 totaled **311** (259-males and 52-females) while releases totaled 290 (240-males and 50-females) for a net increase of 21 inmates.

Inmate Population Growth/Projection – At the end of November 2025, the jurisdictional population for the Division of Correction totaled **18,970**, representing an increase of **126** inmates since the first of January 2025. At reporting time, calendar year 2025 has seen an increase of **11** inmates per month, which is down from an average monthly increase of **28** inmates per month during calendar year 2024.

Average County Jail Backup – The backup in the county jails averaged **1,828** inmates per day during the month of November 2025, which was up from the per-day average of **1,795** inmates during the month of October 2025. Of the **1,828** average, short-term revocations averaged **133** during the month of November 2025.

INSTITUTIONS

INMATE INSTITUTIONAL GRIEVANCES

Inmate Formal/Informal Grievances: During November, a total of 933 formal grievances and 1,196 informal grievances were filed at various ADC Facilities.

Institutional Grievances Appeals: There was a total of 255 appeals of institutional grievances received in November. Of those, 185 were acknowledged and 70 were rejected for various reasons. Of the total, 210 appeals answered, 210 had no merit and 0 had merit.

Resident Formal/Informal Grievances: During November, a total of 53 formal grievances and 209 informal grievances were filed at various Residential Centers.

Institutional Grievances Appeals: There was 56 appeals of institutional grievances received in November. Of those, 11 was acknowledged and 17 were rejected for various reasons.

FARM DIVISION

Row Crop/Garden Division - All locations crop harvest were completed during November, no winter wheat was planted this year due to a lack of potential buyers. Each farm will start winter maintenance and repairs on equipment. Garden productions took some hits with the early frost and freeze.

Beef-herd/hay Division- Both herds were checked for pregnancy and the conception rate was low, so a fall calving program has been set in motion to prevent carrying open cows for a full year.

Dairy Division- Milk production is staying steady.

Poultry Division- Egg production is staying steady.

Notes- Dairy and Poultry are in dire need of staffing, we are currently working through the hiring freeze to get these positions advertised.

REGIONAL MAINTENANCE HOURS

Regional Maintenance Hours	November 2025
Benton Unit	4,140
Delta Regional Unit	2,440
Cental AR Correctional Center	4,360
East Arkansas Regional Unit	896
East Central Arkansas CC	356
Grimes Unit	1,064
McPherson Unit	1,136
Mississippi County Work Release	1,680
North Central Unit	4,221
Ouachita River Correctional Unit	2,064
Randall L. Williams Unit	1,568
Southwest Arkansas CC	55
Texarkana Regional Corr. Ctr.	1,899
Tucker Unit	1,320
Varner Unit	2,676
Wrightsville Unit	2,768
TOTAL HOURS	32,643

WORK RELEASE RENT REPORT

Unit	November 2025
Benton Unit	\$151,646.00
Mississippi County Work Release	\$100,518.00
Northwest Arkansas Work Release	\$49,036.00
Pine Bluff Work Release	\$30,712.00
Tucker Work Release	\$50,930.00
Texarkana Regional Correctional Center	\$69,080.00
TOTAL	\$451,922.00

REENTRY

PROGRAMS - November 2025

Program Name	Beginning Count	Admitted	Removed	Graduated	End Count	Volunteer Hours
Juvenile Program* (RLW)	13	0	2	0	11	0
Release (Ester)	17	0	2	0	16	0
Veterans Program (Ester)	23	0	2	0	23	0
Release (Delta)	8	5	3	0	10	0
TOTAL	61	5	9	0	58	0

*Juveniles are transferred from the program once they reach the age of 18.

WORKFORCE ALLIANCE FOR GROWTH IN THE ECONOMY (WAGE)

November 2025 Capacity: 120 Unit:	Participants	Status
Delta	8	Active
Ester	0	Not Active
Hawkins	10	Active
McPherson	8	Active
North Central	0	Not Active
Ouachita River	9	Active
Tucker	25	Active
Wrightsville	9	Active
TOTAL	69	

WRIGHTSVILLE-HAWKINS PATHWAY TO FREEDOM PROGRAM

November 2025 Capacity: 200	Beginning Count	Enrolled During the Month	Removed	End Count*
Wrightsville-Hawkins PTF	200	14	14	200

ADVANCED PRINCIPLES AND APPLICATIONS FOR LIFE PROGRAM (APAL)

November 2025 Capacity: 86	Beginning Count	Admissions During Mo.	Removed*	End Count
Ester	26	0	0	26
McPherson	21	4	1	24
TOTAL	47	4	1	50

Advanced PAL is an 18-month reentry program that combines a pre-release curriculum with the PAL program.

*The "Removed" column indicates the number of participants who paroled, completed the program, withdrew from the program, transferred, or were removed from the program for another reason.

THINK LEGACY

November 2025 Capacity: 324					
Unit	Beginning Count	Admitted	Graduated	Removed*	End Count
Cummins	31	0	0	1	30
Delta Regional	24	0	0	2	22
East Arkansas Regional	22	5	0	0	27
McPherson	42	0	0	2	40
North Central	45	0	0	2	43
Ouachita River	13	16	0	2	27
Tucker	16	0	0	0	16
TOTAL	193	21	0	9	205

THINK LEGACY VOLUNTEER HOURS = 4

*The "Removed" column indicates the total number of participants who paroled, signed out, transferred, or were removed from the program for any other reason and are no longer in the barracks.

**COLLEGE REPORT
November 2025**

COLLEGE PROGRAM LOCATIONS	Beginning Count	Admissions During Mo.	Removed During Mo.	End Count	Staff Enrolled
Arkansas State University					
Grimes Unit	19	0	0	19	0
McPherson Unit	65	0	1	64	0
Ashland University					
North Central Unit	1	0	0	1	0
Mid-America Seminary College					
Varner Unit	36	0	0	36	0
Philander Smith College					
East Arkansas Regional Unit	34	0	1	33	0
Tucker Unit	24	0	0	24	0
Southeast Arkansas College					
Cummins Unit	46	0	6	40	0
Delta Unit	34	0	2	32	0
Varner Unit	50	1	1	50	0
Shorter College					
Hawkins Unit	59	0	0	59	0
Ouachita River Unit	28	0	6	22	0
Pine Bluff Complex	99	0	0	99	0
Texarkana Regional	2	0	1	1	0
Benton Unit	4	0	0	4	0
TOTAL	501	1	18	484	0

**TREATMENT:
PROGRAM SUMMARY**

A total of 1,092 residents have agreed to participate in Medication-Assisted Treatment (MAT) since the program started in 2018 with a total of 649 discharged with follow up in the community in progress and a total of 211 have completed the program. Total of 277 unsuccessful discharges and 5 participants dropped from the program. Partnerships are in effect with 88 community providers to continue MAT upon release from an ACC center.

General Treatment Program Summary

(Non-Drug Court):	Number of Participants
Substance Use Disorder Treatment	3,018
Continuing Care	118
Domestic Violence Prevention	13
Anger Management	136
Tobacco Use Treatment	0

Ongoing Projects

Treatment supervisors reported combined 224 hours of direct clinical supervision with Treatment staff in 23 Community Correction locations.

TRAINING

**DIVISION OF CORRECTION
TRAINING - November 2025**

BASIC TRAINING DIVISION –

BCOT Class 2025-N, led by Instructor T. Wiley, graduated on November 11th with a total of 47 cadets.

Willis H. Sargent Award: Willie Phillips - Barbara Ester Unit

IN-SERVICE DIVISION –

There were four (4) in-service classes held by the Training Academy during the month, with a total of 4312.00 training hours.

eCADEMY –

During November, 54 ADC employees completed a total of 25 hours of eCADEMY training.

ACCREDITATION

ACA Internal Audits Completed:

11/5/25-11/6/25: NEACC Re-Accreditation

HEALTH/CORRECTIONAL PROGRAMS

CHAPLAINCY SERVICES AND COMMUNITY SPEAKING

Delta Regional Unit

PAL Graduation

East Arkansas Regional Unit

Kairos Walk Nov 6-9, 35 inmates, 17 volunteers

Kairos Instructional weekend Nov 15, 13 inmates, 10 volunteers

Larry B. Norris Unit

PAL Graduation

McPherson Unit

Kairos Walk, 30 inmates, 25 volunteers

Tucker Unit

11-15-25 Quaterly Training Meeting, 21 Religious Volunteers

VOLUNTEER SERVICES - November 2025

Program Name	Hours
Release (Ester)	0
Veteran (Ester)	0
NTI (NWARC)	17
Yoga (Varner)	0
Total	17

MENTAL HEALTH SERVICES

Reduction of Sexual Victimization Program (RSVP) and Sex Offender Treatment Programs (SOFT):

November 2025	Capacity	Beginning Count	Completed	Removed	Admissions	End Count
RSVP	236	233	0	0	0	233
SOFT	15	5	0	1	0	5
Total	251	238	0	1	0	238

There are 1065 males on the waiting list for RSVP and 31 females on the waiting list for SOFT who are within five years of their TE date. Of those, seven (7) inmates are mandated by the Post Prison Transfer Board.

The average time on the waiting list from request is between one and two months for those stipulated.

*The total on the waiting list, including those not currently within the identified timeframe, is 2,071 males and zero females. Of these, 1,065 are eligible and 1,006 are ineligible for the program. There is one (1) PREA inmate in the program at this time.

***Ineligibility is due to being in restrictive housing, having class IV status, or receiving a major disciplinary within the last 60 days.**

Substance User Rehabilitation Services (SURS):

November 2025 Unit	Capacity	Beginning Count	Completed	Removed	Admissions	End Count
Benton	20	17	1	0	4	20
Cummins	45	44	4	2	6	44
Grimes	50	48	10	2	13	49
Larry B. Norris	4	0	0	0	0	0
McPherson	150	149	21	10	31	149
Randall L. Williams	150	149	17	14	21	139
Tucker	62	60	5	5	10	60
Wrightsville	150	140	20	9	24	135
Total	681	627	80	42	114	619

For SURS, there are 2,929 males and 435 females on the waiting list who are within five years of their release date. Of those, 119 are mandated by the Post Prison Transfer Board. The average time on the waiting list from request is 16 days.

*The total on the waiting list, including those not currently within the identified timeframe, is 4,295 males and 598 females. Of these, 3,364 are eligible and 1,529 are ineligible for the program.

***Ineligibility is due to being in restrictive housing, having class IV status, or receiving a major disciplinary within the last 60 days.**

MENTAL HEALTH SERVICES, *continued*

Ouachita River Correctional Unit (ORCU) Residential Program Unit (RPU):

The RPU had 17 admissions and 1 discharge in November for an end-of-month count of 114.

McPherson Unit Mental Health Residential Program Unit (RPU):

There were 4 admissions and 0 discharges in November for an end-of-month count of 23.

Habilitation Program:

The Habilitation Program at the Ouachita River Correctional Unit provided treatment services to 41 inmates in November. There was 1 admission and 0 discharges, which resulted in an end-of-month count of 41.

Suicide:

There were 119 suicidal threats in November. There were 21 attempts, none of which resulted in death.

Self-Study Classes:

Classes	Number of Participants	Number Completed	Waiting List
Anger Management	176	164	1,517
Thinking Errors	143	118	960
Substance Abuse Education	266	245	722
Communication Skills	127	89	603
Domestic Violence	212	212	212
Victims of Domestic Violence	17	17	208
Stress Management	61	91	600
Parenting	38	56	297

Outpatient:

There were 2,571 inmates on the mental health medical log at the beginning of November. Mental Health staff conducted the following contacts during the month:

Case Management Contacts	2,086
Requests for Interviews	1,737
Testing	5
Intakes	323
Unit Requests	3,485
Pre-Lockup Reviews	677
Routine Restrictive Housing Reviews	1,240
Restrictive Housing Rounds	9,200
PREA Evaluations	479
Routine Follow-up	866
834 Requests	122

County Mental Health Requests:

During November, there were 356 requests received of a mental health nature. Of those, two (2) inmates were fast-tracked to ADC.

County Medical Health Requests:

During November, there were 846 requests received of a medical nature. A total of nine (9) inmates were fast-tracked to ADC.

Medical Contract Reimbursements:

Sanction reimbursements for ADC in November amounted to \$157,875.00.

Deaths:

There were ten (10) inmate deaths during the month of November. Three (3) were claimed, four (4) were cremated and claimed. There was three (3) not claimed .

Wellpath:

See attachment for Wellpath's report regarding outside beds and emergency room visits.

Medical Grievances:

In November, there were 95 appeals of medical grievances received and 98 appeals were answered. Two (2) were found to be with merit and zero (0) with merit but resolved.

PAWS IN PRISON

November 2025 Unit	Enrolled	Graduated	Foster	Volunteer Hours
Larry B. Norris Unit	6	2	0	0
North Central Unit	3	2	0	0
Ouachita River Correctional Unit	5	4	1	0
Randall L. Williams Unit	3	1	0	4
Tucker Unit	8	2	2	0
Total	25	11	3	4

Completed Paws in Prison Training:

November 2025 Program Graduates	11
YTD Program Graduates	145
Total Graduates Since Inception (Dec 2011)	2702
Dogs Currently in Foster (Graduated, but Not Adopted)	3
November 2025 Volunteer Hours	4
YTD Volunteer Hours	110

AGENCY HIGHLIGHT

NOVEMBER 2025 PROMOTIONS

Some of the security promotions during the month of November included:

Barbara Ester Unit

- Sgt. Timothy D. Owen

Benton Unit

- Corporal Kaylan M. Akbar

Central

- Sgt. Jacob T. Reynolds

Cummins Unit

- Lt. Austin L. Blevins
- Sgt. Javon M. Jones

Delta Regional Unit

- Lt. Shamekia N. Campbell

East Arkansas Regional Unit

- Lt. Bobby E. Brooks

Grimes Unit

- Sgt. Gregory S. Ellis Jr.

Larry B. Norris Unit

- Sgt. Jerome Mills

McPherson Unit

- Lt. Samuel T. McGinnis

North Central Unit

- Lt. Alexander J. Delgado

OMGEA

- Corporal Tyrieka T. Grace

ORCU

- Sgt. Jerry K. Speakar

Randall L. Williams

- Sgt. George Duncan II
- Sgt. Charlene L. Clay

SWACC

- Corporal Brandon L. Childs Jr.

Transportation

- Corporal Jaiden J. Johnson

Tucker Unit

- Sgt. Brianna L. Collins
- Sgt. Marquis L. Lundy

Varner Unit

- Sgt. Matthew J. Barnes

White River CC

- Corporal Don D. Richardson
- Corporal Edgar A. Sandoval
- Corporal Quinton M. Pirog

Wrightsville Unit

- Sgt. Carolyn D. Jordan

BCOT - 2025 M (TRAINING ACADEMY)

Join the #ARDOCFamily in congratulating the recent graduates of the Basic Correctional Officer Training Academy Class 2025-M!

JACOB HIGGINS - PROMOTION

Join the #ARDOCFamily in congratulating Jacob Higgins on his recent #promotion to Arkansas Correctional Industries Administrator!

ESCAPED INMATE - BENTON UNIT

UPDATE: November 20, 2025- inmate Wayne Schutz is back in custody.

On Tuesday, November 18, inmate Wayne Schutz, #180381, was found missing from his work release assignment from Prospect Steel at the Port of Little Rock earlier this afternoon. Schutz is suspected to possibly have fled in a 2015 White Dodge pickup, license plate number 1DYXN. He is currently being housed at the Benton Work Release Unit and is serving an eight-year sentence for breaking and entering out of Faulkner County. Anyone with information about inmate Schutz's whereabouts should contact local law enforcement immediately. The Division of Correction and the Division of Community Correction are working with local, state and federal law enforcement to follow leads

PADDING OF SGT. C. RELEFORD (DRU)

It is with a heavy heart to announce the passing of Sgt. Christopher Releford of the Delta Regional Unit - AR DOC. Our thoughts and deepest condolences are with his family, friends, and colleagues during this difficult time.

PASSING OF JOYCE "JOY" TAYLOR (IT)

It is with a heavy heart to announce the passing of Assistant IT Administrator for Application Development Joyce "Joy" Taylor who served the DOC for more than 30 years. Our thoughts and deepest condolences are with her loved ones and colleagues during this time.

BCOT 2025-OA (ORCU ACADEMY)

Join the #ARDOCFamily in congratulating the recent graduates of the Basic Correctional Officer Training Academy Class 2025-OA. This is the first graduating class from our regional academy at the Ouachita River Correctional Unit!

ECACC SERVICE AWARDS

Recently, members of the #ARDOCFamily gathered to celebrate the staff at the East Central Arkansas Community Correction Center for their 2025 Career Service Awards.

SCOTT GRIMES END OF WATCH ANNIVERSARY

On Nov. 29, 1995, just two months after being promoted, 41-year-old Correctional Sergeant Scott A. Grimes died as a result of injuries incurred while on duty at the Maximum Security Unit in Tucker. Sgt. Grimes served the state for a little more than five years and was well respected by his colleagues. The Grimes Unit in Newport was named in his honor.

TUCKER UNIT SERVICE AWARDS

Recently, members of the #ARDOCFamily had the opportunity to celebrate the staff at the Tucker Unit during their Annual Career Service Awards.

BCOT 2025 - NF (NEWPORT ACADEMY)

Join the #ARDOCFamily in congratulating the recent graduates of the Newport Regional Basic Correctional Officer Training Academy Class 2025-NF!

ADM, CENTRAL AND ACI SERVICE AWARDS

Recently, the #ARDOCFamily gathered to celebrate staff at Admin East, Central Office, and Arkansas Correctional Industries during their Career Service Awards.

HONOR GAURD - CPL. B. ROWELETT

Last week, the funeral for Cpl. Benjamin Rowelett was held. Members of the #ARDOCFamily including the DOC Honor Gaurd had the honor of gathering with the loved ones of Cpl. Rowelett at the service.

NORTHEAST AR CC ACA

Join the #ARDOCFamily in congratulating Warden Phillip Glover and the outstanding staff at the Northeast Arkansas Community Correction Center on their American Correctional Association Reaccreditation Audit. Below are the score on the audit:

100% on Mandatory Standards and Best Practices

100% on Non-Mandatory Standards and Best Practices

The auditors were very pleased with the way the files were put together and how clean the facility was overall. They complemented the staff on being helpful to the residents and providing programs that will help keep them out of trouble!

Wonderful Job NEACCC!

LARRY B. NORRIS UNIT SERVICE AWARDS

During the Larry B. Norris Unit Career Service Awards, the #ARDOCFamily gathered to celebrate the #MaxPack staff

ACI SHOWCASE

REMINDER: The 2025 Arkansas Correctional Industry Showcase will be held Thursday, November 13, 2025 from 11:00 a.m. to 1:00 p.m. at the Arkansas Fairgrounds Hall of Industry. Come out and join us for a free lunch, and stay to check out ACI's latest and greatest product lines and services they can provide. During the showcase, ACI will be giving away some incredible door prizes so RSVP today!

REGIONAL MAINTENANCE PROJECT HIGHLIGHTS

NOVEMBER 2025

Clean up for Macedonia Church in Grady, AR: Varner Unit Regional Maintenance



Clean up for the Malvern School : Ouachita River Correctional Unit Regional Maintenance



Clean up at Arkansas State Police Headquarters: Wrightsville Regional Maintenance



RESIDENTIAL CENTERS STATISTICS AT A GLANCE - NOVEMBER 2025

Resident Admissions	
CAC	0
ECAC	100
NEAC	62
OMEGA	0
SWAC	17
Resident Releases	
CAC	25
ECAC	92
NEAC	36
OMEGA	0
SWAC	66
Successful Completions	
CAC	25
ECAC	36
NEAC	40
OMEGA	0
SWAC	66
Wage Class Enrollment	
CAC	8
ECAC	12
NEAC	0
OMEGA	16
SWAC	10
Shorter College Enrollment	
CAC	20
ECAC	43
NEAC	15
SWAC	57
Henderson State University Enrollment	
CAC	0
OMGEA	0
SWAC	67
Exodus Enrollment	
CAC	3
ECAC	20
Good Grid	
CAC	0
ECAC	18
NEAC	8
OMEGA	20
SWAC	0
Photo Id's Issued	
CAC	13
ECAC	9
NEAC	5
OMEGA	0
SWAC	22
Drivers Licenses	
CAC	12
ECAC	3
NEAC	3
OMGEA	0
SWAC	3

Birth Certificates	
CAC	0
ECAC	2
NEAC	0
OMEGA	0
SWAC	0
Social Security Cards	
CAC	2
ECAC	0
NEAC	0
OMEGA	0
SWAC	0
Number of Volunteers	
CAC	16
ECAC	41
NEAC	29
OMEGA	12
SWAC	19
Volunteer Hours	
CAC	177
ECAC	319
NEAC	111
OMGEA	124
SWAC	97.3
GED Enrollment	
CAC	26
ECAC	75
NEAC	28
OMGEA	6
SWAC	76
GED Completed	
CAC	2
ECAC	0
NEAC	5
OMGEA	1
SWAC	9
AA/NA Attendace	
CAC	27
ECAC	463
NEAC	0
OMEGA	74
SWAC	28
Celebrate Recovery	
CAC	37
NEAC	0
SWAC	44
ServSafe	
CAC	0
ECAC	0
I.C.E.V.	
CAC	0
SWAC	17

MAT Participants	
CAC	16
ECAC	72
SWAC	7
MAT Discharged	
CAC	1
ECAC	6
SWAC	0
Victim Impact Panel	
CAC	3
ECAC	0
NEAC	13
OMEGA	3
SWAC	21
DASEP	
CAC	3
ECAC	0
NEAC	13
OMEGA	5
SWAC	21
Life Recovery	
CAC	0
OMEGA	30
SWAC	54
Accuplacer Testing	
CAC	0
ECAC	0
NEAC	19
Reformers Anonymous	
CAC	0
Affordable Healthcare Enrollment	
CAC	25
ECAC	140
NEAC	49
OMEGA	92
SWAC	109

2025 INFORMAL GRIEVANCE REPORT

Month	BENTON	CACCC	CU & CMU	DRU	EACCC	EARU & M	Ester	GRIMES	HAWK/M	HAWK/F	LBNU	MCWR	MCPH	NEACCC	NCU	NWA	OMGEA	ORCU	PBU	RLW	SWACCC	TU	TRCC	VSMX	VU	WRCC	WRTS	TOTAL
JAN	0	9	106	81	72	152	48	234	11	19	112	0	160	26	95	0	48	123	36	24	20	63	3	166	49	15	68	1,740
FEB	0	6	97	66	40	168	27	222	5	28	69	0	161	16	47	0	40	117	16	27	12	96	1	120	39	16	94	1,530
MAR	1	21	113	68	57	147	33	170	15	26	90	0	246	9	79	0	26	137	23	30	9	74	0	157	32	43	62	1,668
APR	0	13	109	82	52	219	54	183	6	21	76	0	170	15	47	0	26	90	22	39	14	114	0	128	20	12	60	1,572
MAY	0	5	135	45	86	138	51	217	9	4	71	0	144	6	69	0	27	100	31	31	18	60	1	115	45	15	77	1,500
JUN	1	6	83	32	65	140	32	219	28	2	50	0	184	24	73	0	65	83	29	35	28	56	0	199	54	6	79	1,573
JUL	2	13	107	38	61	175	17	231	42	1	84	0	242	57	85	0	87	122	36	41	24	64	1	193	46	5	65	1,839
AUG	0	6	93	85	53	189	29	197	36	1	93	0	273	41	77	0	158	87	32	49	22	77	0	170	132	18	61	1,979
SEPT	0	16	194	59	62	207	37	195	37	6	61	0	250	33	132	0	114	92	26	20	11	90	0	153	21	13	59	1,888
OCT	0	6	152	114	45	211	49	230	25	2	75	0	233	67	75	0	143	114	17	17	15	117	0	128	29	8	26	1,898
NOV	0	7	77	46	60	155	46	174	15	12	47	0	121	15	30	0	111	103	30	18	16	67	0	131	36	0	50	1,367
DEC																												0
TOTAL	4	108	1,266	716	653	1,901	423	2,272	229	122	828	0	2,184	309	809	0	845	1,168	298	331	189	878	6	1,660	503	151	701	18,554

2025 FORMAL GRIEVANCE REPORT

Month	BENTON	CACCC	CU & CMU	DRU	EACCC	EARU & MX	Ester	GRIMES	HAWK/M	HAWK/F	LBNU	MCWR	MCPH	NEACCC	NCU	NWA	OMGEA	ORCU	PBU	RLW	SWACCC	TU	TRCC	VSMX	VU	WRCC	WRTS	TOTAL
JAN	0	2	106	45	0	263	31	127	6	2	108	0	55	2	63	0	31	64	17	13	0	53	3	125	24	0	31	1,171
FEB	0	0	83	39	0	280	18	125	5	15	81	0	67	2	28	0	16	62	11	19	1	73	0	84	16	1	46	1,072
MAR	0	0	101	46	0	255	13	93	5	9	112	0	99	2	52	0	12	67	22	32	1	67	0	102	19	9	27	1,145
APR	0	0	92	50	0	345	45	103	6	15	100	0	120	1	29	0	36	53	21	23	1	87	0	92	11	2	18	1,250
MAY	0	0	96	45	0	288	41	132	3	4	104	1	98	0	40	0	59	58	20	16	1	47	0	95	17	4	29	1,198
JUN	0	1	66	49	0	287	18	127	9	0	86	3	87	1	60	0	59	66	21	27	8	53	0	154	31	1	32	1,246
JUL	0	0	108	34	0	329	12	127	14	1	84	0	145	5	49	0	48	88	34	32	3	59	0	140	19	6	29	1,366
AUG	0	1	69	41	0	332	15	119	17	1	90	0	137	2	39	0	92	57	21	23	1	64	0	132	11	4	20	1,288
SEPT	0	0	146	33	0	292	23	124	12	4	106	0	128	0	111	1	39	66	11	22	0	71	0	121	15	8	23	1,356
OCT	0	0	110	34	1	286	30	146	6	2	150	0	92	2	56	0	54	57	8	16	2	122	0	94	18	2	22	1,310
NOV	0	0	72	26	0	230	31	92	11	10	84	0	63	0	34	0	45	31	16	14	4	63	0	98	72	4	17	1,017
DEC																												0
TOTAL	0	4	1,049	442	1	3,187	277	1,315	94	63	1,105	4	1,091	17	561	1	491	669	202	237	22	759	3	1,237	253	41	294	13,419

Report includes Pine Bluff Reentry (PBR), Pine Bluff Unit (PBU) and Pine Bluff Work Release (PBW).

INMATE INSTITUTIONAL GRIEVANCE APPEAL REPORT – NOVEMBER 2025

	Acknowledged	Rejected	Processed W/O Merit	Processed W/ Merit
Benton Unit	0	0	0	0
Benton Work Release	0	0	0	0
CACCC	0	0	0	0
Cummins Unit	0	0	11	0
Cummins Modular Unit	15	7	0	0
Delta Regional Unit	4	2	0	0
EACCC	0	0	0	0
East Arkansas Regional Unit	11	5	21	0
East Arkansas Regional Max Unit	56	8	60	0
Ester Unit	11	3	11	0
Grimes Unit	22	7	17	0
Larry B. Norris Unit (MAX)	15	12	10	0
Tucker Work Release	0	0	0	0
McPherson Unit	0	2	12	0
McPherson Mental Health Residential Program Unit	0	0	0	0
Mississippi County Work Release Center	0	0	1	0
NEACCC	0	0	0	0
Northwest Arkansas Work Release Center	0	0	0	0
North Central Unit	3	4	6	0
OMEGA	11	17	2	1
Ouachita River Correctional Unit	9	4	0	0
ORCU Hospital	0	0	0	0
ORCU New Commitment	0	0	0	0
ORCU Mental Health Residential Program Unit	0	0	12	0
Pine Bluff Unit	0	0	1	0
Pine Bluff Re-Entry	0	0	0	0
Randall L. Williams Correctional Facility	2	0	4	0
SWACCC	0	0	0	0
Texarkana Regional Correctional Center	0	0	0	0
Tucker Unit	17	6	7	0
Varner Super Max	11	8	29	0
Varner Unit	4	1	2	0
WRCCC	0	0	0	0
Wrightsville Unit	2	1	3	0
Hawkins Center	1	0	0	0
Hawkins for Males	2	0	0	0
Hawkins SPU	0	0	0	0
Total	196	87	209	1

ADMISSIONS AND RELEASES - November 2025

<u>Admissions</u>	<u>Male</u>	<u>Female</u>	<u>Total</u>
Asian	1	0	1
Black	120	19	139
Caucasian	127	32	159
Hispanic	9	1	10
Native American Indian	2	0	2
Native Hawaiian or Pacific Island	0	0	0
Other	0	0	0
Unknown	0	0	0
Total	259	52	311

<u>Releases</u>	<u>Male</u>	<u>Female</u>	<u>Total</u>
Asian	2	1	3
Black	83	9	92
Caucasian	141	39	180
Hispanic	14	0	14
Native American Indian	0	1	1
Native Hawaiian or Pacific Island	0	0	0
Other	0	0	0
Unknown	0	0	0
Total	240	50	290

ADC INMATE POPULATION GROWTH 2000-2029 - NOVEMBER 2025

Mo.	2000	2001	2002	2003	2004	2005	2006	2007	2008	2009	2010	2011	2012	2013	2014	2015	2016	2017	2018	2019	2020	2021	2022	2023	2024	2025
Jan.	11,984	11,908	12,402	13,015	13,105	13,595	13,481	13,839	14,518	14,796	15,334	16,312	15,134	14,815	17,481	18,142	17,785	17,824	18,201	17,958	17,989	16,119	17,154	17,682	18,522	18,673
Feb.	12,169	12,022	12,529	13,054	13,166	13,783	13,633	14,012	14,603	14,883	15,374	16,209	14,990	15,008	17,438	18,082	17,625	17,608	17,998	17,846	18,181	16,120	17,077	17,814	18,612	18,805
March	12,006	12,033	12,299	13,108	13,088	13,418	13,534	13,772	14,580	14,843	15,290	16,095	14,964	14,665	17,395	18,233	17,573	17,666	18,089	17,898	17,860	16,085	16,992	18,075	18,820	18,803
April	12,069	12,167	12,465	13,213	13,323	13,469	13,554	13,851	14,769	14,937	15,570	16,172	15,124	14,850	17,604	18,703	17,815	17,798	18,227	17,977	17,331	16,250	17,059	18,206	18,889	18,756
May	12,109	12,384	12,558	13,463	13,556	13,528	13,711	14,146	14,880	15,146	15,694	16,062	15,132	15,074	17,593	18,693	17,769	17,652	17,945	17,817	16,694	16,476	17,229	18,267	18,863	18,746
June	12,005	12,108	12,439	13,418	13,389	13,251	13,430	13,915	14,700	15,025	15,564	15,554	14,832	14,825	17,340	18,813	17,973	17,963	17,972	17,942	16,552	16,560	17,129	18,213	18,957	18,748
July	12,030	12,190	12,622	13,509	13,528	13,286	13,560	14,082	14,868	15,195	15,807	15,519	14,879	15,379	17,522	18,870	18,130	18,180	18,005	18,002	16,511	16,638	17,109	18,397	18,955	18,804
August	12,087	12,371	12,815	13,565	13,632	13,419	13,646	14,224	15,100	15,385	15,829	15,240	14,675	16,103	17,549	18,806	17,919	18,051	17,751	18,090	16,367	16,655	17,274	18,375	19,038	18,875
September	11,983	12,289	12,774	13,341	13,516	13,237	13,652	14,217	14,850	15,285	16,025	15,172	14,724	16,412	17,605	18,549	18,026	18,179	17,865	17,856	16,215	16,698	17,432	18,380	19,043	18,945
October	12,119	12,348	12,942	13,341	13,584	13,363	13,775	14,349	14,836	15,381	16,311	15,271	14,856	16,993	17,880	18,430	18,127	18,348	17,943	17,947	16,311	16,821	17,480	18,557	19,100	18,990
November	12,094	12,408	13,162	13,408	13,706	13,587	13,913	14,437	15,025	15,340	16,460	15,205	14,625	17,168	17,848	17,981	17,573	17,973	17,666	18,060	16,165	16,982	17,521	18,500	18,987	18,970
December	11,856	12,333	12,845	13,106	13,470	13,338	13,728	14,315	14,716	15,199	16,204	15,062	14,654	17,235	17,874	17,707	17,537	18,078	17,799	17,759	16,094	17,023	17,648	18,503	18,844	
Net Ann. Inc.	29	477	512	261	364	-132	390	587	401	483	1,005	-1,142	-408	2,581	639	-167	-170	541	-279	-40	-1,665	929	625	855	341	126
Avg. Mo. Inc.	2	40	43	22	30	-11	33	49	33	40	84	-95	-34	215	53	-14	-14	45	-23	-3	-139	77	52	71	28	11

Population is total jurisdictional count at end of each month. Population at end of month December 1999 was 11,827.

Average monthly population increased for past fifteen years 2010 - 2024 is 20

Average monthly population increased for past ten years Jan. 2011 - Dec 2024 is 8

Average monthly population decreased for past five years 2020 - 2024 is 18

Projected at Growth of 20 per Month

Mo.	2008	2009	2010	2011	2012	2013	2014	2015	2016	2017	2018	2019	2020	2021	2022	2023	2024	2025	2026	2027	2028	2029
	Actual	Actual	Actual	Actual	Actual	Actual	Actual	Actual	Actual	Actual	Actual	Actual	Actual	Actual	Actual	Actual	Actual	Actual/Proj.	Proj.	Proj.	Proj.	Proj.
January	14,518	14,796	15,334	16,312	15,134	14,815	17,481	18,142	17,785	17,824	18,201	17,958	17,989	16,119	17,154	17,682	18,522	18,673	19,010	19,250	19,490	19,730
February	14,603	14,883	15,374	16,209	14,990	15,008	17,438	18,082	17,625	17,608	17,998	17,846	18,181	16,120	17,077	17,814	18,612	18,805	19,030	19,270	19,510	19,750
March	14,580	14,843	15,290	16,095	14,964	14,665	17,395	18,233	17,573	17,666	18,089	17,898	17,860	16,085	16,992	18,075	18,820	18,803	19,050	19,290	19,530	19,770
April	14,769	14,937	15,570	16,172	15,124	14,850	17,604	18,703	17,815	17,798	18,227	17,977	17,331	16,250	17,059	18,206	18,889	18,756	19,070	19,310	19,550	19,790
May	14,880	15,146	15,694	16,062	15,132	15,074	17,593	18,693	17,769	17,652	17,945	17,817	16,694	16,476	17,229	18,267	18,863	18,746	19,090	19,330	19,570	19,810
June	14,700	15,025	15,564	15,554	14,832	14,825	17,340	18,813	17,973	17,963	17,972	17,942	16,552	16,560	17,129	18,213	18,957	18,748	19,110	19,350	19,590	19,830
July	14,868	15,195	15,807	15,519	14,879	15,379	17,522	18,870	18,130	18,180	18,005	18,002	16,511	16,638	17,109	18,397	18,955	18,804	19,130	19,370	19,610	19,850
August	15,100	15,385	15,829	15,240	14,675	16,103	17,549	18,806	17,919	18,051	17,751	18,090	16,367	16,655	17,274	18,375	19,038	18,875	19,150	19,390	19,630	19,870
September	14,850	15,285	16,025	15,172	14,724	16,412	17,605	18,549	18,026	18,179	17,865	17,856	16,215	16,698	17,432	18,380	19,043	18,945	19,170	19,410	19,650	19,890
October	14,836	15,381	16,311	15,271	14,856	16,993	17,880	18,430	18,127	18,348	17,943	17,947	16,311	16,821	17,480	18,557	19,100	18,990	19,190	19,430	19,670	19,910
November	15,025	15,340	16,460	15,205	14,625	17,168	17,848	17,981	17,573	17,973	17,666	18,060	16,165	16,982	17,521	18,500	18,987	18,970	19,210	19,450	19,690	19,930
December	14,716	15,199	16,204	15,062	14,654	17,235	17,874	17,707	17,537	18,078	17,799	17,759	16,094	17,023	17,648	18,503	18,844	18,990	19,230	19,470	19,710	19,950
Net Ann. Inc.	401	483	1,005	-1,142	-408	2,581	639	-167	-170	541	-279	-40	-1,665	929	625	855	341	146	240	240	240	240
Ave. Mo. Inc.	33	40	84	-95	-34	215	53	-14	-14	45	-23	-3	-139	77	52	71	28	12	20	20	20	20

MONTHLY POPULATION AVERAGES - NOVEMBER 2025

Unit/Center	11/3	11/4	11/5	11/6	11/7	11/10	11/11	11/12	11/13	11/14	11/17	11/18	11/19	11/20	11/21	11/24	11/25	11/26	11/27	11/28	AVG
Benton	329	328	328	328	326	328	327	327	328	329	329	329	325	322	321	321	314	310	312	312	324
Cummins	1,981	1,987	1,978	1,979	1,976	1,975	1,976	1,976	1,975	1,972	1,971	1,977	1,978	1,975	1,971	1,967	1,967	1,968	1,965	1,965	1,974
Delta	620	620	618	631	630	629	628	628	628	627	627	632	631	629	627	627	627	632	632	632	628
Dr. Mary L. Parker-Reed	29	29	29	30	29	29	29	29	28	28	28	28	28	32	32	32	33	33	33	33	30
East AR Reg	1,623	1,623	1,623	1,622	1,622	1,621	1,620	1,620	1,620	1,620	1,620	1,625	1,621	1,621	1,621	1,620	1,620	1,618	1,617	1,617	1,621
Ester	694	694	694	695	701	700	695	695	695	696	697	707	702	697	698	698	697	697	703	703	698
Grimes	1,091	1,091	1,085	1,093	1,092	1,099	1,099	1,099	1,096	1,095	1,099	1,103	1,103	1,102	1,097	1,096	1,096	1,094	1,094	1,094	1,096
Max Sec	580	579	578	578	580	579	580	580	580	580	580	580	580	579	580	582	581	579	578	578	580
McPherson	1,248	1,255	1,254	1,243	1,245	1,247	1,248	1,248	1,247	1,250	1,252	1,251	1,248	1,251	1,241	1,241	1,243	1,241	1,242	1,242	1,247
MCWRC	183	182	184	184	183	183	183	183	181	181	181	179	179	179	183	183	183	183	187	187	183
N Central	934	933	942	942	939	939	940	940	943	942	941	939	938	938	936	935	932	932	931	931	937
NWAWRC	108	108	108	108	108	108	107	107	107	107	105	108	107	108	107	107	108	107	107	107	107
Ouachita River	1,906	1,905	1,912	1,911	1,912	1,923	1,920	1,920	1,918	1,921	1,920	1,924	1,918	1,925	1,920	1,918	1,927	1,931	1,921	1,921	1,919
Randall L Williams	543	538	542	545	543	541	541	543	541	536	537	535	547	545	548	546	545	550	550	550	543
Pine Bluff	560	559	560	560	559	558	557	557	557	558	559	559	560	556	557	558	558	545	558	558	558
PB Work Release	55	56	56	56	56	56	56	56	56	56	56	56	55	55	55	56	56	56	56	56	56
TRCC	133	133	133	133	134	134	134	134	134	134	132	132	132	132	134	134	134	134	134	134	133
Tucker	1,002	1,001	1,016	1,017	1,016	1,021	1,021	1,021	1,019	1,016	1,021	1,019	1,018	1,020	1,020	1,036	1,032	1,030	1,021	1,021	1,019
Tucker Work Release	112	112	111	111	109	109	109	109	108	108	107	106	106	106	106	86	87	87	86	86	103
Varner	1,692	1,692	1,689	1,687	1,687	1,691	1,687	1,687	1,691	1,694	1,696	1,697	1,702	1,701	1,699	1,698	1,698	1,698	1,698	1,698	1,694
Wrightsville	853	850	855	855	853	848	854	854	853	852	847	848	844	850	852	852	851	846	846	846	851
WR Hawkins-Males	454	453	453	451	451	449	448	448	449	449	448	453	453	452	449	447	448	454	463	463	452
Total ADC	16,730	16,728	16,748	16,759	16,751	16,767	16,759	16,759	16,756	16,756	16,752	16,789	16,763	16,778	16,756	16,744	16,739	16,722	16,734	16,734	16,751
ALETA	13	13	13	13	13	13	13	13	13	13	13	13	13	13	13	13	13	13	13	13	13
Ar State Police	57	57	58	58	56	55	55	55	55	55	54	54	54	54	55	55	55	55	55	55	55
Co Jail / M	1,733	1,726	1,727	1,709	1,714	1,706	1,725	1,725	1,738	1,717	1,733	1,719	1,720	1,691	1,704	1,712	1,715	1,739	1,735	1,735	1,721
Co Jail / F	122	115	117	118	116	113	111	111	116	110	109	111	109	104	97	98	91	92	94	94	107
Total Co Jail BK	1,855	1,841	1,844	1,827	1,830	1,819	1,836	1,836	1,854	1,827	1,842	1,830	1,829	1,795	1,801	1,810	1,806	1,831	1,829	1,829	1,829
309/M	191	191	192	191	191	193	192	192	192	192	192	192	192	192	192	193	193	195	195	195	192
309/F	126	125	122	121	120	120	120	120	120	120	120	117	116	116	116	116	116	116	116	116	119
Total Act 309	317	316	314	312	311	313	312	312	312	312	312	312	309	308	308	309	309	311	311	311	312
Total Non ADC	2,242	2,227	2,229	2,210	2,210	2,200	2,216	2,216	2,234	2,207	2,221	2,209	2,205	2,170	2,177	2,187	2,183	2,210	2,208	2,208	2,208
Total	18,972	18,955	18,977	18,969	18,961	18,967	18,975	18,975	18,990	18,963	18,973	18,998	18,968	18,948	18,933	18,931	18,922	18,932	18,942	18,942	18,960
	1	1	1	1	1	1	1	1	1	1	1	1	1	1	1	1	1	1	1	1	20

16751

18960

0

CENTER POPULATIONS - NOVEMBER 2025

Location:	In Count	Out To:				Total	Capacity	% Capacity
		ORCU Hosp	Other Hosp	Furlough	Court			
Central AR CCC - Males/Males	150	0	0	0	0	150	150	
Central AR CCC - Males Total	150	0	0	0	0	150	150	100.0%
East Central AR CCC/90 Day PV in CCC Females	2	0	0	0	0	2	0	
East Central AR CCC/Females	365	0	0	0	1	366	422	
East Central AR CCC-Females Drug Treatment/Females	20	0	0	0	0	20	0	
East Central AR CCC Supervision Sanction-Female/90 Day PV in CCC Females	55	0	0	0	0	55	0	
East Central AR CCC Supervision Sanction-Female/Females	70	0	0	0	1	71	88	
East Central AR CCC Total	512	0	0	0	2	514	510	100.8%
NE AR CCC - Drug Treatment/Males	11	0	0	0	0	11	25	
NE AR CCC/90 Day PV in CCC Males	1	0	0	0	0	1	0	
NE AR CCC/Males	218	0	0	0	1	219	215	
NE AR CCC Total	230	0	0	0	1	231	240	96.3%
Omega Supervision Sanction Center/90 Day PV in CCC Males	190	0	0	0	0	190	0	
Omega Supervision Sanction Center/Males	120	0	0	0	6	126	300	
Omega Supervision Sanction Center Total	310	0	0	0	6	316	300	105.3%
Phillips County Detention Center/90 Day PV in CCC Males	61	0	0	0	0	61	0	
Phillips County Detention Center/Males	1	0	0	0	4	5	80	
Phillips County Detention Center Total	62	0	0	0	4	66	80	82.5%
SW AR CCC/90 Day PV in CCC Males	1	0	0	0	0	1	0	
SW AR CCC/Males	486	0	0	0	0	486	510	
SW AR Supervision Sanction Center/Males	65	0	0	0	0	65	100	
SW AR CCC Total	552	0	0	0	0	552	610	90.5%
White River Correctional Center/90 Day PV in CCC Males	160	0	0	0	0	160	0	
White River Correctional Center/Males	0	0	0	0	8	8	173	
White River Correctional Center Total	160	0	0	0	8	168	173	97.1%
In Transit Count:	0							
TOTALS - UNIT COUNT	1,976	0	0	0	21	1,997		
						Male	1,483	1,553
						Female	514	510
						Total	1,997	2,063
								95.5%
								100.8%
								96.8%
County Jail Backup SSP/Males Total	45	0	0	0	0	45		
County Jail Backup/Females Total	32	0	0	0	0	32		
County Jail Backup/Males Total	61	0	0	0	0	61		
TOTAL - NONAGENCY	138	0	0	0	0	138		
						Male	106	
						Female	32	
						Total	138	
Re-Entry Act 146 Total	205	0	0	0	0	205	204	100.5%
GRAND TOTAL	2,319	0	0	0	21	2,340		

FACILITY POPULATIONS - NOVEMBER 2025

Location:	In Count	Out To:					Total	Capacity	% Capacity
		ORCU Hosp	Other Hosp	Furlough	Court				
Benton Work Release/Males	312	0	0	0	0	312	325		
Benton Work Release Total	312	0	0	0	0	312	325	96.0%	
Cummins Unit/Males	1,648	1	3	0	4	1,656	1,550		
Cummins Modular Unit/Males	309	0	0	0	0	309	300		
Cummins Unit Total	1,957	1	3	0	4	1,965	1,850	106.2%	
Delta Regional Unit Total	629	0	0	0	3	632	472	133.9%	
Dr. Mary L Parker-Reed Women's Unit/Females	33	0	0	0	0	33	44		
Dr. Mary L Parker-Reed Women's Unit Total	33	0	0	0	0	33	44	75.0%	
East AR Region. Unit/Males	1,099	4	0	0	3	1,106	1,000		
East AR Regional Max Unit/Males	509	1	0	0	1	511	432		
East AR Region. Unit Total	1,608	5	0	0	4	1,617	1,432	112.9%	
Grimes Unit Total	1,093	0	1	0	0	1,094	1,012	108.1%	
McPherson Unit/Females	1,202	0	0	0	5	1,207	1,168		
McPherson MH Residential Prog Unit/Females	35	0	0	0	0	35	40		
McPherson Unit Total	1,237	0	0	0	5	1,242	1,208	102.8%	
Mississippi County W/R/Males	187	0	0	0	0	187	102		
Miss. Co. Regional Maintenance/Males	0	0	0	0	0	0	43		
Mississippi County W/R Total	187	0	0	0	0	187	145	129.0%	
Tucker Work Release/Males	86	0	0	0	0	86	124		
Norris Unit/Males	577	0	0	0	1	578	532		
Norris Unit Total	663	0	0	0	1	664	656	101.2%	
North Central Unit Total	929	0	0	0	2	931	700	133.0%	
NW ARK Work Release Total	107	0	0	0	0	107	100	107.0%	
Ouachita River Correctional Unit/Males	1,443	4	2	0	8	1,457	1,415		
Ouachita River Correction Unit New Commitment/Males	346	3	2	0	1	352	246		
ORCU MH Residential Prog Unit/Males	111	1	0	0	0	112	128		
Ouachita River Correctional Unit Total	1,900	8	4	0	9	1,921	1,789	107.4%	
Ester Unit/Males	699	1	0	0	3	703	579		
Randall L. Williams Cor. Facility/Males	548	0	0	0	2	550	518		
Pine Bluff Unit/Males	556	0	1	0	1	558	520		
PB Unit Work Release/Females	56	0	0	0	0	56	54		
Pine Bluff Complex Total	1,859	1	1	0	6	1,867	1,671	111.7%	
Texarkana Work Release/Males	102	0	0	0	0	102	96		
Texarkana Regional Maintenance/Males	32	0	0	0	0	32	32		
Texarkana Work Release Total	134	0	0	0	0	134	128	104.7%	
Tucker Unit/Males	1,020	0	0	0	1	1,021	982		
Tucker Unit Total	1,020	0	0	0	1	1,021	982	104.0%	
Varner Unit/Males	1,202	0	1	0	2	1,205	1,100		
Varner Super Max/Death Row Males*	23	0	0	0	0	23	0		
Varner Super Max/Males	470	0	0	0	0	470	498		
Varner Unit Total	1,695	0	1	0	2	1,698	1,598	106.3%	
Wrightsville Unit/Males	845	0	0	0	1	846	850		
Wrightsville Hawkins Center/Males	261	1	0	0	1	263	200		
Wrightsville Hawkins for Males/Males	200	0	0	0	0	200	200		
Wrightsville Unit Total	1,306	1	0	0	2	1,309	1,250	104.7%	
In Transit Count:	0								
TOTALS - UNIT COUNT	16,669	16	10	0	39	16,734			
						Male	15,403	14,056	109.6%
						Female	1,331	1,306	101.9%
						Total	16,734	15,362	108.9%
ALETA / Males Total	13	0	0	0	0	13	20		
AR State Police / Males Total	55	0	0	0	0	55	65		
Ark. Concurrent Sentences / Females Total	0	0	0	0	0	0			
Ark. Concurrent Sentences / Males Total	0	0	0	0	0	0			
County 309 / Females Total	116	0	0	0	0	116			
County 309 / Males Total	195	0	0	0	0	195			
County 309 Total	311	0	0	0	0	311	350		
County Jail Backup / Females Total	94	0	0	0	0	94			
County Jail Backup / Males Total	1,735	0	0	0	0	1,735			
Interstate Compact / Females Total	1	0	0	0	0	1			
Interstate Compact / Males Total	27	0	0	0	0	27			
TOTAL - NONAGENCY	2,236	0	0	0	0	2,236			
						Male	2,025		
						Female	211		
						Total	2,236		
GRAND TOTAL	18,905	16	10	0	39	18,970			

Total Death Row Male/Female = 23
 ACC Reentry Transfers / Females Total = ACC 50
 Reentry Transfers / Males Total = 155

FISCAL YEAR 2026 COUNTY JAIL BACKUP - NOVEMBER 2025

DAY		Jul-25		Aug-25		Sep-25		Oct-25		Nov-25
1		1,550		1,659		1,720		1,763	*	1,842
2		1,573	*	1,659		1,720		1,729	*	1,842
3		1,551	*	1,659		1,724		1,743		1,855
4		1,576		1,654		1,685	*	1,743		1,841
5	*	1,576		1,654		1,687	*	1,743		1,844
6	*	1,576		1,643	*	1,687		1,764		1,827
7		1,576		1,663	*	1,687		1,757		1,830
8		1,592		1,676		1,679		1,729	*	1,830
9		1,605	*	1,676		1,687		1,741	*	1,830
10		1,596	*	1,676		1,715		1,800		1,819
11		1,577		1,666		1,720	*	1,800		1,836
12	*	1,577		1,673		1,725	*	1,800		1,836
13	*	1,577		1,649	*	1,725		1,818		1,854
14		1,567		1,639	*	1,725		1,813		1,827
15		1,593		1,661		1,728		1,820	*	1,827
16		1,594	*	1,661		1,729		1,791	*	1,827
17		1,606	*	1,661		1,767		1,786		1,842
18		1,638		1,674		1,743	*	1,786		1,830
19	*	1,638		1,684		1,749	*	1,786		1,829
20	*	1,638		1,689	*	1,749		1,792		1,795
21		1,615		1,667	*	1,749		1,809		1,801
22		1,624		1,684		1,769		1,775	*	1,801
23		1,648	*	1,684		1,789		1,809	*	1,801
24		1,636	*	1,684		1,790		1,848		1,810
25		1,626		1,703		1,784	*	1,848		1,806
26	*	1,626		1,696		1,790	*	1,848		1,831
27	*	1,626		1,735	*	1,790		1,849		1,829
28		1,604		1,679	*	1,790		1,830		1,829
29		1,633		1,705		1,788		1,830	*	1,829
30		1,644	*	1,705		1,799		1,844	*	1,829
31		1,643	*	1,705				1,842		
Avg Daily Backup		1,603		1,675		1,740		1,795		1,828

Note: Totals does not include 309 Contracts in County Jails (maximum of 350)

County Jail Back-up average for November 2025 - 1,828

County Jail Back-up fiscal year average as of November 30, 2025 - 1,728

Short-Term Revocation Program average for November 2025 - 133

Short-Term Revocation Program Fiscal Year average as of November 30, 2025 - 152

STTG UNIT COUNTS – NOVEMBER 2025

Unit	Beginning Total	Confirmed	Suspected	In	Out	Paroled	Removed	Ending Total	Total Unit Population	Unit % of STTG's
Benton	64	0	0	3	2	6	0	59	312	18.91%
Cummins	680	0	0	38	35	5	0	678	1,965	34.50%
Delta	201	0	0	8	11	0	1	197	632	31.17%
EARU	679	0	0	9	16	5	0	667	1,617	41.25%
Ester	175	0	0	24	6	6	0	184	703	26.17%
Grimes	421	0	0	24	26	8	0	411	1,094	37.57%
Hawkins	117	0	0	9	8	2	0	116	462	25.11%
Norris	310	1	0	6	15	5	0	297	664	44.73%
McPherson	47	0	0	1	0	1	0	47	1,242	3.78%
MCWR	60	0	0	1	0	0	0	61	187	32.62%
NCU	291	3	0	9	8	4	12	288	931	30.93%
NWAWR	24	0	0	4	4	0	0	24	107	22.43%
ORCU	354	0	0	17	10	3	0	358	1,570	22.80%
ORCU Intake	80	51	0	0	23	0	0	108	352	30.68%
Pine Bluff	139	0	0	10	9	1	0	139	614	22.64%
RLW	194	0	0	20	18	4	0	192	550	34.91%
TWR	40	0	0	4	0	0	0	44	134	32.84%
Tucker	271	0	0	18	8	2	0	279	1,021	27.33%
Varner	763	0	0	70	68	3	0	762	1,697	44.90%
Wrightsville	240	0	0	16	14	4	0	238	847	28.10%
Total	5,150	55	0	291	281	59	13	5,149	16,701	30.83%

ORCU Intake brought in 51 new STTG members into ADC last month.

STTG DISCIPLINARY REPORT – NOVEMBER 2025

Unit	STTG Incidents	STTG Suspected Incidents	Total Unit Disciplinary	Disciplinary Involving STTG	Percentage
Benton	0	0	4	2	50.00%
Cummins	0	0	247	119	48.18%
Delta	0	0	176	34	19.32%
EARU	0	0	215	111	51.63%
Easter	0	0	101	39	38.61%
Grimes	0	2	191	92	48.17%
Hawkins	0	0	5	5	100.00%
Norris	0	0	92	48	52.17%
McPherson	0	0	119	7	5.88%
MCWR	0	0	40	16	40.00%
NCU	2	0	197	90	45.69%
NWAWR	0	0	12	3	25.00%
ORCU	0	0	83	26	31.33%
ORCU Intake	0	0	4	1	25.00%
Pine Bluff	0	0	90	36	40.00%
RLW	0	0	92	38	41.30%
TWR	0	0	2	1	50.00%
Tucker	0	0	52	22	42.31%
Varner	0	0	271	145	53.51%
Wrightsville	0	0	93	46	49.46%
Total	2	2	2,086	881	42.23%

STTG COUNTS BY STTG SET – NOVEMBER 2025

STTG Set	Benton	Cummins	Delta	EARU	Ester	Grimes	Hawkins	Norris	McPherso	MCWR	NCU	NWAWR	ORCU	Intake	PB	RLW	TWR	Tucker	Varner	Wrightsvil	Total	
Asian	1	1	0	0	0	1	0	0	0	0	0	0	0	0	0	0	0	1	0	0	0	4
Bloods	10	141	50	146	32	91	20	61	7	9	59	1	55	23	27	43	8	49	164	40	1,036	
Crips	9	82	40	87	19	56	14	45	2	10	30	1	41	8	11	22	3	26	99	21	626	
Folk	2	85	7	51	9	22	29	33	3	2	15	7	12	6	6	9	1	21	49	12	381	
GD	14	143	35	171	40	96	24	70	11	13	68	1	95	26	33	36	4	70	189	73	1,212	
Mexican	4	26	11	26	11	8	3	4	4	1	14	0	13	5	2	4	0	11	28	13	188	
Motorcycle	0	5	0	1	0	0	1	1	1	1	4	0	2	0	0	1	0	1	1	0	19	
Other	0	8	8	17	8	10	0	6	4	2	7	1	22	4	7	1	1	11	27	0	144	
People	3	21	7	34	4	23	3	22	0	0	15	0	9	4	9	5	1	9	34	8	211	
Unknown	0	8	4	8	6	6	0	3	0	4	1	3	18	6	3	7	1	7	7	0	92	
W/S	6	80	16	27	32	34	6	13	6	12	23	5	38	12	18	29	15	40	55	24	491	
AB	2	9	0	6	5	0	2	0	2	0	4	1	5	2	3	1	0	3	12	1	58	
AC	0	7	4	15	3	13	2	3	1	0	8	0	9	2	0	1	2	4	14	6	94	
NAE	5	35	7	30	6	23	5	11	1	2	19	1	22	7	9	18	5	10	36	26	278	
WAR	3	27	8	48	9	28	7	25	5	5	21	3	17	3	11	15	2	17	47	14	315	
Total	59	678	197	667	184	411	116	297	47	61	288	24	358	108	139	192	44	279	762	238	5,149	

- Key:
- GD = Gangster Disciples
- W/S = White Supremacist
- NAE = New Aryan Empire
- WAR = White Aryan Resistance
- AC = Aryan Circle
- AB = Aryan Brotherhood

MEDICATION-ASSISTED TREATMENT PROGRAM (MAT) REPORT - NOVEMBER 2025

Locations:	MAT Start Dates	Active Program Participants	New Clients in the Program this Month	Dropped Out	Total Active Participants
CACCC - Little Rock	Sep-19	2	0	0	2
EACCC - West Memphis	Jul-18	63	7	2	68
NEACCC - Osceola	Dec-21	0	0	0	0
SWACCC - Texarkana	Jul-18	7	0	2	5
Probation / Parole	2018	18	6	5	13
Medically Withdrawn	Closed Unsuccessful	Completed	Total Active		
100	229	224	99		
Total # of Participants Since Program Began					1062

Clinical Activities

Action	Jul-23	Aug-23	Sep-23	Oct-23	Nov-23	Dec-23
Assessments Completed in units	42	20	11	9	4	13
# of Clients Educated in units	352	515	403	426	427	400
# of Clients Released to Supervision	12	7	3	2	4	6
Pre-Release Interviews Completed	14	15	15	4	4	8

Clinical Activities

Action	Jan-24	Feb-24	Mar-24	Apr-24	May-24	Jun-24
# of Assessments Completed in units	13	3	12	11	11	9
# of Clients Educated in units	411	261	514	420	353	282
# of Clients Released to Supervision	4	7	10	7	11	10
Pre-Release Interviews Completed	11	6	14	14	7	14

Action	Jul-24	Aug-24	Sep-24	Oct-24	Nov-24	Dec-24
# of Assessments Completed in units	8	0	0	20	9	2
# of Clients Educated in units	221	279	220	234	170	110
# of Clients Released to Supervision	12	6	10	7	13	11
Pre-Release Interviews Completed	7	7	4	11	11	11

Action	Jan-25	Feb-25	Mar-25	Apr-25	May-25	Jun-25
# of Assessments Completed in units	9	14	7	34	5	11
# of Clients Educated in units	119	250	237	92	104	69
# of Clients Released to Supervision	10	5	6	6	9	5
Pre-Release Interviews Completed	9	9	9	11	10	10

Action	Jul-25	Aug-25	Sep-25	Oct-25	Nov-25	Dec-25
# of Assessments Completed in units	15	42	52	55	36	
# of Clients Educated in units	104	111	36	32	60	
# of Clients Released to Supervision	6	8	12	10	9	
Pre-Release Interviews Completed	6	8	13	8	3	

ADC INPATIENT AND EMERGENCY ROOM UTILIZATION

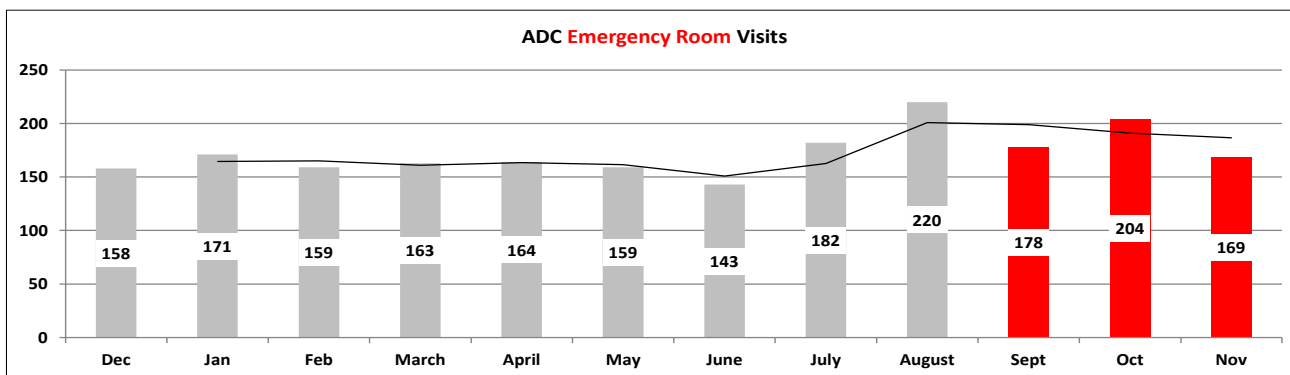
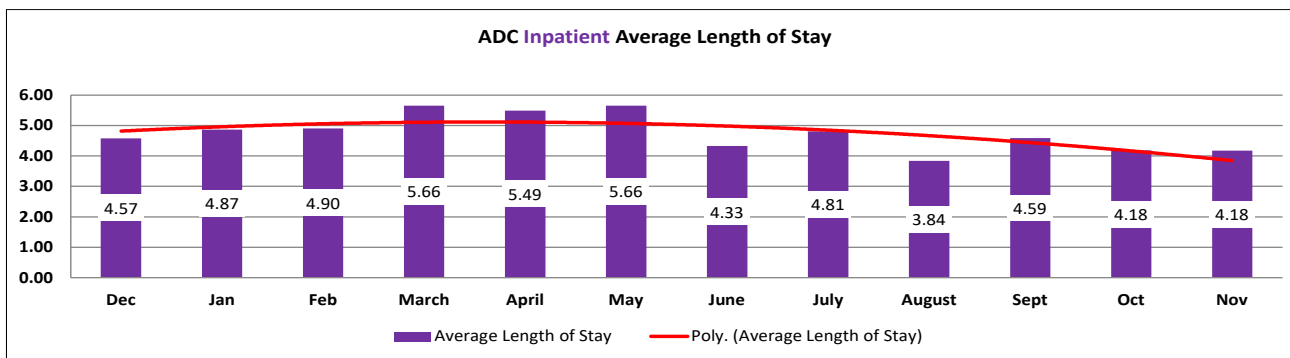
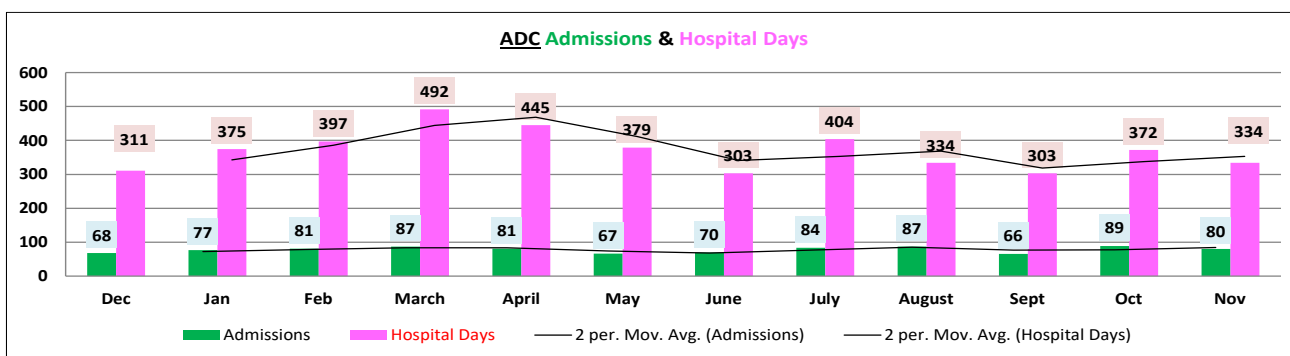
ARKANSAS DEPARTMENT OF CORRECTION INPATIENT AND EMERGENCY ROOM UTILIZATION

ADC Inpatient Statistics Past 12 Months

	2024	2025	2025	2025	2025	2025	2025	2025	2025	2025	2025	2025	2025	Average
	Dec	Jan	Feb	March	April	May	June	July	August	Sept	Oct	Nov		
Admissions	68	77	81	87	81	67	70	84	87	66	89	80		78
Hospital Days	311	375	397	492	445	379	303	404	334	303	372	334		371
Average Length of Stay	4.57	4.87	4.90	5.66	5.49	5.66	4.33	4.81	3.84	4.59	4.18	4.18		4.75

ADC ER Visits Past 12 Months

	2024	2025	2025	2025	2025	2025	2025	2025	2025	2025	2025	2025	2025	Average
	Dec	Jan	Feb	March	April	May	June	July	August	Sept	Oct	Nov		
Emergency Room Visits	158	171	159	163	164	159	143	182	220	178	204	169		172.5

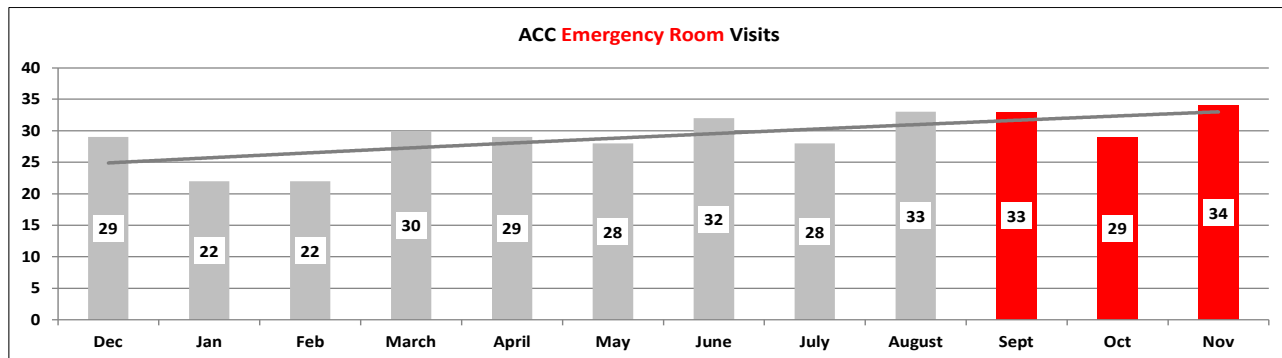
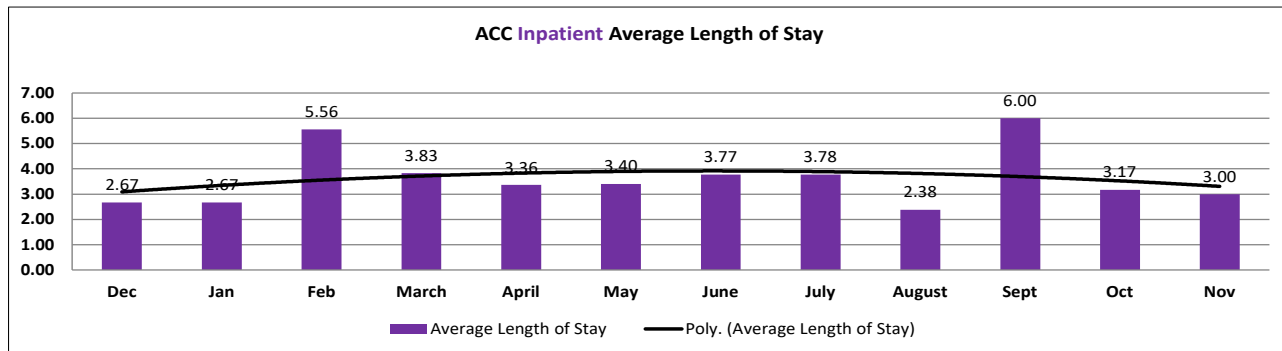
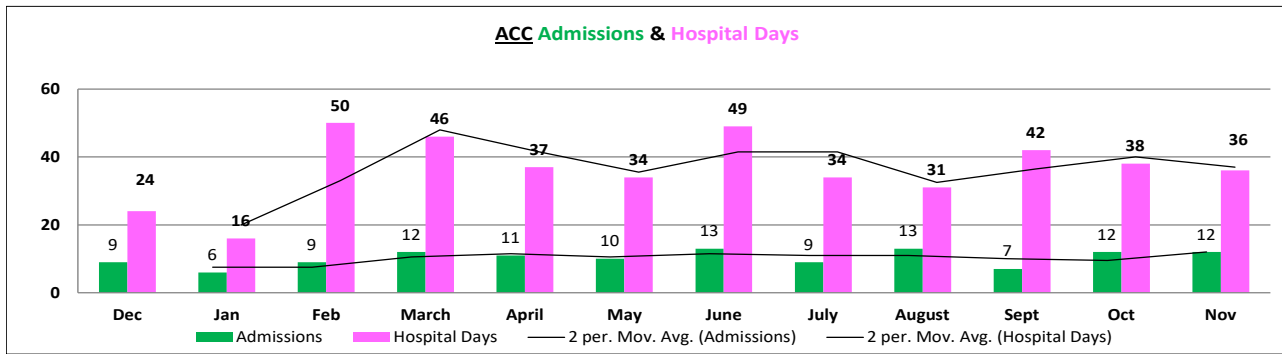


COMMUNITY CORRECTIONS INPATIENT AND EMERGENCY ROOM UTILIZATION

ARKANSAS COMMUNITY CORRECTION
INPATIENT AND EMERGENCY ROOM UTILIZATION

ACC Inpatient Statistics Past 12 Months														
	2024	2025	2025	2025	2025	2025	2025	2025	2025	2025	2025	2025	2025	Average
	Dec	Jan	Feb	March	April	May	June	July	August	Sept	Oct	Nov		
Admissions	9	6	9	12	11	10	13	9	13	7	12	12	10	
Hospital Days	24	16	50	46	37	34	49	34	31	42	38	36	36	
Average Length of Stay	2.67	2.67	5.56	3.83	3.36	3.40	3.77	3.78	2.38	6.00	3.17	3.00	3.55	

ACC ER Visits Past 12 Months														
	2024	2025	2025	2025	2025	2025	2025	2025	2025	2025	2025	2025	2025	Average
	Dec	Jan	Feb	March	April	May	June	July	August	Sept	Oct	Nov		
Emergency Room Visits	29	22	22	30	29	28	32	28	33	33	29	34	29.1	



MEDICAL GRIEVANCE BOARD REPORT – NOVEMBER 2025

Unit	Acknowledged/Received	Rejected	Reviewed & Signed by Dep Director	With Merit	With Merit, but Resolved	% With Merit	Without Merit
Benton	0	0	0	0	0	0%	0
Central AR CCC	0	0	0	0	0	0%	0
CMU	0	0	0	0	0	0%	0
Cummins	4	5	7	0	0	0%	7
Delta	0	1	0	0	0	0%	0
EARU	11	7	11	0	0	0%	11
EARU Max	10	1	11	0	0	0%	11
ECCCC	0	0	0	0	0	0%	0
Ester	1	0	1	0	0	0%	1
Grimes	26	9	18	0	0	0%	18
Hawkins	1	1	1	1	0	100%	0
McPherson	0	1	3	0	0	0%	3
MCWRC	0	0	0	0	0	0%	0
MSU	3	3	3	0	0	0%	3
NECCC	0	0	1	0	0	0%	1
North Central	1	2	1	0	0	0%	1
NWAWRC	0	0	0	0	0	0%	0
Omega Supervision	0	0	0	0	0	0%	0
Ouachita	1	3	6	0	0	0%	6
Phillips County	0	0	0	0	0	0%	0
Pine Bluff	1	1	3	0	0	0%	3
Randall L. Williams	1	0	1	0	0	0%	1
SNU	0	0	0	0	0	0%	0
SNH	0	0	0	0	0	0%	0
SNN	0	0	0	0	0	0%	0
SWCCC	0	0	0	0	0	0%	0
TRCC	0	0	0	0	0	0%	0
Tucker	8	5	8	0	0	0%	8
Varner	7	3	5	0	0	0%	5
Varner Super Max	4	5	4	0	0	0%	4
White River	0	0	0	0	0	0%	0
WRU	2	0	2	0	0	0%	2
WHM	0	0	0	0	0	0%	0
WWR	0	0	0	0	0	0%	0
Total	81	47	86	1	0	1%	85

CHAPLAINCY

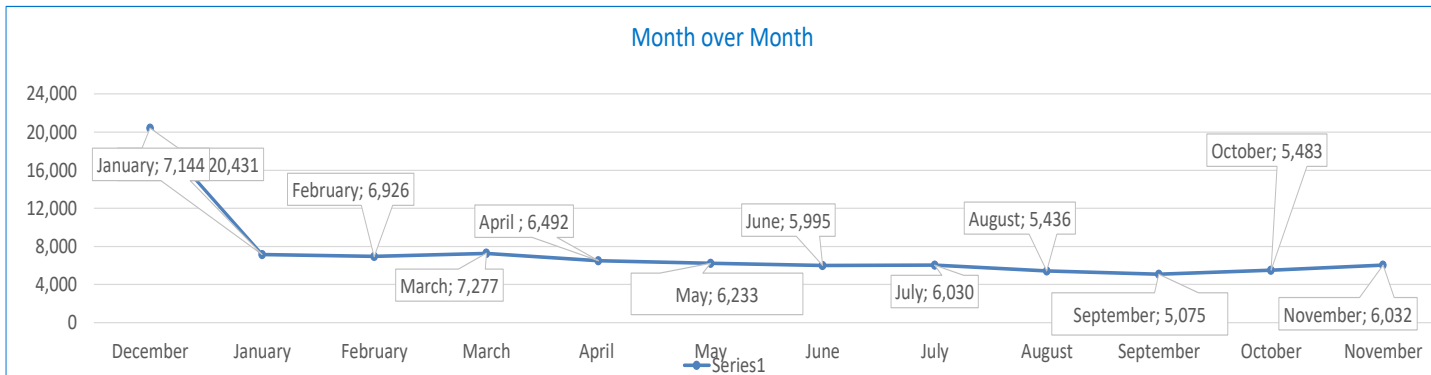
Month: October	Year: 2025	CUMMINS	DELTA REGIONAL	EAST ARKANSAS	EAST AR MAX	ESTER	GRIMES	HAWKINS	LB NORRIS	MCPHERSON	NORTH CENTRAL	OJACHITA RIVER	PINE BLUFF	RANDALL L. WILLIAMS	TUCKER	VARNER	VARNER MAX	WRIGHTSVILLE	TOTAL
Services Chaplains Oversaw																			
Christian																			
Population	5	4	32	0	2	13	3	9	6	3	5	12	5	2	13	0	1		115
Segregation	0	0	0	0	0	0	0	9	0	0	0	0	0	0	0	0	0	0	9
Muslim																			
Population	5	5	5	0	4	6	4	7	6	6	5	5	5	5	5	0	4		77
Segregation	0	0	0	0	0	0	0	7	0	0	0	0	0	0	0	0	0	0	7
208																			
Volunteers in Charge																			
Protestant	16	0	0	0	25	8	3	19	12	10	7	0	17	14	0	0	8		139
Catholic	1	1	0	0	1	2	8	0	2	4	4	0	1	1	2	0	6		33
Muslim	1	0	0	0	0	5	4	0	5	0	0	0	0	0	0	0	3		18
Other	5	0	2	0	0	3	1	0	5	0	8	0	0	0	5	0	1		30
Baptism	0	0	20	0	18	0	0	3	75	0	0	0	6	8	0	0	0		130
Marriages																			
	0	0	0	0	0	0	0	0	0	0	1	0	0	0	0	0	0	0	1
Distributed by Chaplains																			
Greeting Cards	0	25	0	0	0	34	0	122	0	16	115	5	8	25	45	180	0		575
Bibles, Quran, Torah, Etc.	30	13	3	10	13	37	0	38	5	76	399	25	4	12	2	27	5		699
Study Course	900	264	0	2	149	0	0	31	11	0	100	2	0	112	4	10	0		1,585
Writing Supplies	0	0	0	0	52	72	5	184	140	0	420	0	0	6	0	659	0		1,538
Literature	1,200	198	832	69	310	187	50	210	36	573	254	229	185	250	1,084	844	150		6,661
Chaplain's Visits																			
Barracks	30	11	36	29	48	122	20	48	90	36	1,002	32	130	214	160	19	18		2,045
Approximate Hours Spent in Barracks	30	4	9	7	6	68	1	6	23	18	509	5	34	53	40	5	19		837
Inmate Office visits	26	251	25	0	14	116	9	9	90	26	48	14	20	217	72	0	38		975
Other Office visits	30	150	25	0	7	8	7	4	4	0	83	46	60	50	48	0	7		529
Hospital	0	0	0	0	0	0	0	0	0	2	92	0	0	0	0	0	0		94
Infirmary/Sick Call	3	0	3	0	4	4	4	2	3	4	62	4	12	8	4	4	4		125
Restrictive/Punitive Housing	6	6	0	0	3	4	0	9	4	4	103	4	9	10	6	6	4		178
PC - DRU		4																	4
Visitation Days	0	0	0	0	0	0	0	0	0	0	0	0	0	0	0	0	0		0
Volunteer Visits																			
RCV	0	0	0	0	4	6	2	4	6	17	0	7	3	63	0	0	0		112
OCV	21	5	3	0	20	9	27	0	31	17	55	0	0	121	0	0	6		315
Spiritual Advisor	0	0	0	0	0	0	0	0	0	0	0	0	1	0	0	0	0		1
CRA	36	9	21	0	39	20	7	33	93	105	140	6	21	113	18	3	33		697
Religious Volunteer Hours																			
Volunteer Hours	134	40	136	0	135	123	78	85	436	545	974	26	51	900	64	20	78		3,825
Denominational/Volunteer Chaplain Hours	4	2	0	0	33	0	0	29	0	25	51	25	0	66	19	2	28		284
4,109																			
Other Activities of Chaplain																			
Counseled Employees	5	12	19	0	7	3	4	4	3	1	2	47	5	12	103	0	5		232
Orientation Sessions	4	2	2	0	2	0	0	0	0	4	0	0	0	0	0	0	0		14
Free World Devotions	0	0	28	0	6	0	0	1	1	1	10	4	2	9	18	0	0		80
Spoke in Churches	0	0	0	0	0	0	2	0	0	0	0	0	0	0	0	0	0		2
Crisis Intervention Sessions	0	0	7	0	0	0	1	2	4	2	30	8	0	8	3	0	3		68
Marriage Counseling	0	0	1	0	0	0	0	0	0	2	2	0	1	1	0	0	0		7
Denominational Meeting	0	0	2	0	2	4	0	0	0	0	1	0	6	0	0	0	0		15
Chaplain's Meeting	1	1	6	0	1	1	1	1	0	0	3	1	1	1	2	0	0		20
Volunteer Training Session	0	1	0	0	0	0	0	0	0	0	2	0	0	0	0	0	0		3
Chaplain Transfers																			
	0	0	0	0	0	0	0	0	0	0	0	0	0	0	0	0	0	0	0
Chaplain Promotions																			
	0	0	0	0	0	0	0	0	0	0	0	0	0	0	0	0	0	0	0
PAL PROGRAM																			
Enrolled at start of month	60	24	54	0	57	49	0	24	55	70	38	0	0	61	47	0	23		562
Enrolled during the month	15	0	54	0	2	2	0	1	4	15	0	0	0	12	7	0	0		112
Removed From PAL Program																			
# Paroled	1	0	0	0	2	0	0	0	1	1	2	0	0	3	0	0	0		10
# Completed	7	0	0	0	0	1	0	0	0	1	0	0	0	6	4	0	0		19
# Withdrew	2	0	0	0	0	0	0	0	1	0	2	0	0	0	0	0	0		5
# Removed	4	0	0	0	0	0	0	1	1	11	0	0	0	2	1	0	0		20
# Transferred	2	0	0	0	0	0	0	0	0	2	1	0	0	1	0	0	0		6
Total Removed from PAL Program	16	0	0	0	2	1	0	1	3	15	5	0	0	12	5	0	0		60
Total Enrolled at the End of the Month	59	24	54	0	57	50	0	24	58	70	38	0	0	61	48	0	23		614
Volunteers In PAL																			
	0	2	9	0	9	18	0	14	36	16	8	0	0	7	1	0	0		120
Special Events:																			
	1	0	1	0	0	0	1	0	0	1	0	0	0	1	0	0	0		5

SECURUS VIDEO VISITATION REPORT NOVEMBER 2025

AR-DOC SVV Activity Tracker

Total ADP **18,373**

Total Visits by Month	December	January	February	March	April	May	June	July	August	September	October	November
Total (Includes SuperMax)	20,431	7,144	6,926	7,277	6,492	6,233	5,995	6,030	5,436	5,075	5,483	6,032
Target Objective	15,587	15,587	15,587	15,587	15,587	15,587	15,587	15,587	15,587	15,587	15,587	15,587



Completed Visits

Site	Current Month	Previous Month
<i>Benton</i>	130	111
<i>Cummins</i>	431	407
<i>Delta Regional</i>	380	348
<i>East Arkansas Regional</i>	548	436
<i>Ester</i>	313	312
<i>Grimes</i>	443	450
<i>J Aaron Hawkins Sr.</i>	216	178
<i>Tucker Max</i>	143	138
<i>Mcpherson</i>	412	397
<i>Mississippi County WRC</i>	68	76
<i>North Central</i>	421	354
<i>NW Arkansas WRC</i>	29	13
<i>Ouachita River</i>	524	487
<i>Phillips County</i>	2	0
<i>Pine Bluff</i>	32	23
<i>Pine Bluff Unit</i>	105	104
<i>Randall L Williams</i>	124	107
<i>State Police Barracks</i>	48	33
<i>Texarkana Regional</i>	52	31
<i>Tucker Unit</i>	404	406
<i>Vарner</i>	886	802
<i>White River</i>	24	24
<i>Dr. Parker Reed</i>	6	1
<i>Wrightsville Unit</i>	291	245
<i>Tucker Re-entry</i>	0	0
Total:	6032	5483

25-Nov 25-Oct

Missed by Inmate

Site	Current Month	Previous Month
<i>Benton</i>	2	1
<i>Cummins</i>	9	12
<i>Delta Regional</i>	6	19
<i>East Arkansas Regional</i>	22	16
<i>Ester</i>	2	11
<i>Grimes</i>	5	11
<i>J Aaron Hawkins Sr.</i>	1	1
<i>Tucker Max</i>	8	0
<i>Mcpherson</i>	14	9
<i>Mississippi County WRC</i>	5	8
<i>North Central</i>	11	5
<i>NW Arkansas WRC</i>	0	2
<i>Ouachita River</i>	9	16
<i>Phillips County</i>	0	0
<i>Pine Bluff</i>	1	0
<i>Pine Bluff Unit</i>	2	2
<i>Randall L Williams</i>	10	1
<i>State Police Barracks</i>	8	3
<i>Texarkana Regional</i>	1	3
<i>Tucker Unit</i>	25	4
<i>Vарner</i>	26	15
<i>White River</i>	1	1
<i>Dr. Parker Reed</i>	0	0
<i>Wrightsville Unit</i>	2	0
<i>Tucker Re-entry</i>	0	0
Total:	170	140

25-Nov 25-Oct

**SECURUS TABLET REPORT
NOVEMBER 2025**

Contract ID	Site ID	Agency Name	Personal Tablets (All)	0	5	Community / Inventory	Officer	Total	
I-003320	9322	AR DOC - BENTON UNIT	314	58	256	62	8	384	
I-003320	9323	AR DOC - CUMMINS UNIT	1,923	1,531	392	542	17	2,482	
I-003320	9324	AR DOC - DELTA REGIONAL UNIT	632	421	211	101	19	752	
I-003320	9325	AR DOC - EAST ARKANSAS REGIONAL UNIT	1,599	1,262	337	637	10	2,246	
I-003320	7981	AR DOC - ESTER UNIT	703	472	231	180	20	903	
I-003320	9326	AR DOC - GRIMES UNIT	1,088	789	299	630	14	1,732	
I-003320	9340	AR DOC - J AARON HAWKINS SR CENTER FOR W	466	339	127	174	19	659	
I-003320	9328	AR DOC - MCPHERSON UNIT	1,242	843	399	685	45	1,972	
I-003320	9329	AR DOC - MISSISSIPPI COUNTY WORK RELEASE	187	35	152	119	9	315	
I-003320	9330	AR DOC - NORTH CENTRAL UNIT	931	647	284	108	10	1,049	
I-003320	9331	AR DOC - NW ARKANSAS WORK RELEASE CENTER	107	26	81	16	8	131	
I-003320	9332	AR DOC - OUACHITA RIVER UNIT	1,731	1,184	547	1,591	51	3,373	
I-003320	7715	AR DOC - PINE BLUFF RE-ENTRY CENTER	56	9	47	22	0	78	
I-003320	9333	AR DOC - PINE BLUFF UNIT	561	413	148	73	9	643	
I-003320	9334	AR DOC - RANDALL L WILLIAMS FACILITY	550	376	174	153	15	718	
I-003320	9097	AR DOC - STATE POLICE BARRACKS	57	41	16	5	3	65	
I-003320	9335	AR DOC - TEXARKANA REGION CORRECTION CEN	135	35	100	80	15	230	
I-003320	9327	AR DOC - TUCKER MAXIMUM SECURITY UNIT	545	389	156	195	14	754	
I-003320	7806	AR DOC - TUCKER RE-ENTRY CENTER	88	24	64	50	2	140	
I-003320	9336	AR DOC - TUCKER UNIT	1,023	765	258	223	15	1,261	
I-003320	9337	AR DOC - VARNER UNIT	1,668	1,316	352	454	21	2,143	
I-003320	7133	AR DOC - WRIGHTSVILLE SATELLITE UNIT	0	0	0	0	2	2	
I-003320	9338	AR DOC - WRIGHTSVILLE UNIT	844	604	240	497	18	1359	
			16,450	11,579	4,871	6,597	344	23,391	