



DIVISION OF CORRECTION BOARD REPORT

September 2025

Dexter Payne
Director



POPULATION REPORT

RESEARCH/PLANNING

August 2025 Admissions and Releases – Admissions for August 2025 totaled 437 (397-males and 40-females) while releases totaled 358 (310-males and 48 females) for a net increase of 79 inmates.

Inmate Population Growth/Projection – At the end of August 2025, the jurisdictional population for the Division of Correction totaled 18,875, representing an increase of 31 inmates since the first of January 2025. At reporting time, calendar year 2025 has seen a increase of 4 inmates per month, which is down from an average monthly increase of 28 inmates per month during calendar year 2024.

Average County Jail Backup – The backup in the county jails averaged 1,675 inmates per day during the month of August 2025, which was up from the per-day average of 1,603 inmates during the month of July 2025. Of the 1,675 average, short-term revocations averaged 171 during the month of August 2025.

INSTITUTIONS

INMATE INSTITUTIONAL GRIEVANCES

Inmate Formal/Informal Grievances: During August, a total of 1,188 formal grievances and 1,681 informal grievances were filed at various ADC Facilities.

Institutional Grievances Appeals: There was a total of 443 appeals of institutional grievances received in August. Of those, 316 were acknowledged and 127 were rejected for various reasons. Of the total, 351 appeals answered, 350 had no merit and 1 had merit.

Resident Formal/Informal Grievances: During August, a total of 100 formal grievances and 298 informal grievances were filed at various Residential Centers.

Institutional Grievances Appeals: There was 59 appeals of institutional grievances received in August. Of those, 27 was acknowledged and 32 were rejected for various reasons.

FARM DIVISION

Row Crop Division - Harvest was started at all farms. Cummins was able to cut all of the corn, soybeans and rice. EARU was able to start on corn and soybeans. Tucker will be starting in a couple weeks. Early yields are looking promising. Some gardens are still producing some vegetables for their kitchens.

Hay Division- Hay production is looking good, both locations were able to increase their hay inventories and still have lots of grass to work with.

Dairy Division- Milk production is coming back up after the heat.

Poultry Division- Egg production is still stagnant. the New flock will be moved to the layerhouses at the end of September.

REGIONAL MAINTENANCE HOURS

Regional Maintenance Hours	August 2025
Benton Unit	5,227
Delta Regional Unit	3,664
Cental AR Correctional Center	5,500
East Arkansas Regional Unit	2,136
East Central Arkansas CC	1,052
Grimes Unit	2,798
McPherson Unit	1,534
Mississippi County Work Release	3,024
North Central Unit	6,736
Ouachita River Correctional Unit	4,696
Randall L. Williams Unit	2,168
Southwest Arkansas CC	429
Texarkana Regional Corr. Ctr.	2,400
Tucker Unit	2,272
Varner Unit	4,664
Wrightsville Unit	3,368
TOTAL HOURS	51,668

WORK RELEASE RENT REPORT

Unit	August 2025
Benton Unit	\$195,008.00
Mississippi County Work Release	\$103,725.00
Northwest Arkansas Work Release	\$54,120.00
Pine Bluff Work Release	\$34,232.00
Tucker Work Release	\$54,384.00
Texarkana Regional Correctional Center	\$85,668.00
TOTAL	\$527,164.00

REENTRY

PROGRAMS - August 2025

Program Name	Beginning Count	Admitted	Removed	Graduated	End Count	Volunteer Hours
Juvenile Program* (RLW)	8	2	0	0	10	0
Release (Ester)	20	0	8	0	12	0
Veterans Program (Ester)	13	1	0	0	14	3
AFC - Pathway Home 4	8	0	8	0	0	0
Release (Delta)	13	2	6	0	9	6
TOTAL	62	5	22	0	45	9

*Juveniles are transferred from the program once they reach the age of 18.

WORKFORCE ALLIANCE FOR GROWTH IN THE ECONOMY (WAGE)

August 2025 Capacity: 120 Unit:	Participants	Status
Delta	0	Not Active
Ester	0	Not Active
Hawkins	2	Active
McPherson	0	Not Active
North Central	0	Not Active
Ouachita River	7	Active
Tucker	15	Active
Wrightsville	6	Active
TOTAL	30	

WRIGHTSVILLE-HAWKINS PATHWAY TO FREEDOM PROGRAM

August 2025 Capacity: 200	Beginning Count	Enrolled During the Month	Removed	End Count*
Wrightsville-Hawkins PTF	197	11	8	200

ADVANCED PRINCIPLES AND APPLICATIONS FOR LIFE PROGRAM (APAL)

August 2025 Capacity: 86	Beginning Count	Admissions During Mo.	Removed*	End Count
Ester	25	1	0	26
McPherson	24	0	4	20
TOTAL	49	1	4	46

Advanced PAL is an 18-month reentry program that combines a pre-release curriculum with the PAL program.

*The "Removed" column indicates the number of participants who paroled, completed the program, withdrew from the program, transferred, or were removed from the program for another reason.

THINK LEGACY

August 2025 Capacity: 324	Beginning Count	Admitted	Graduated	Removed*	End Count
Unit					
Cummins	32	0	0	10	22
Delta Regional	22	0	0	3	19
East Arkansas Regional	26	0	0	2	24
McPherson	45	0	0	3	42
North Central	30	0	0	3	27
Ouachita River	26	0	0	7	19
Tucker	19	0	0	2	19
TOTAL	200	0	0	30	170

THINK LEGACY VOLUNTEER HOURS = 0

*The "Removed" column indicates the total number of participants who paroled, signed out, transferred, or were removed from the program for any other reason and are no longer in the barracks.

COLLEGE REPORT

August 2025

COLLEGE PROGRAM LOCATIONS	Beginning Count	Admissions During Mo.	Removed During Mo.	End Count	Staff Enrolled
Arkansas State University					
Grimes Unit	0	21	0	21	0
McPherson Unit	0	69	0	69	0
Ashland University					
North Central Unit	2	0	1	1	0
Mid-America Seminary College					
Varner Unit	36	0	0	36	0
Philander Smith College					
East Arkansas Regional Unit	36	0	1	35	0
Tucker Unit	26	2	7	21	0
Southeast Arkansas College					
Cummins Unit	33	0	4	29	0
Delta Unit	17	0	1	16	0
Varner Unit	37	0	8	29	0
Shorter College					
Hawkins Unit	0	8	1	7	0
Ouachita River Unit	19	5	0	24	0
Pine Bluff Complex	71	38	35	74	0
Texarkana Regional	3	0	1	2	0
Wrightsville Unit	27	13	3	34	0
TOTAL	306	156	62	398	0

**TREATMENT:
PROGRAM SUMMARY**

A total of 1,092 residents have agreed to participate in Medication-Assisted Treatment (MAT) since the program started in 2018 with a total of 629 discharged with follow up in the community in progress and a total of 205 have completed the program.

Partnerships are in effect with 88 community providers to continue MAT upon release from an ACC center.

In August, there were 0 active participants in the Telehealth program implemented in January 2023.

General Treatment Program Summary

(Non-Drug Court):	Number of Participants
Substance Use Disorder Treatment	2,311
Continuing Care	146
Domestic Violence Prevention	12
Anger Management	114
Tobacco Use Treatment	0

Ongoing Projects

Treatment supervisors reported combined 183 hours of direct clinical supervision with Treatment staff in 20 Community Correction locations.

TRAINING

DIVISION OF CORRECTION

TRAINING - August 2025

BASIC TRAINING DIVISION –

BCOT Class 2025-I & J, led by Instructor Wiley & Instructor Baker, graduated on August 29th with a total of 65 cadets.

Willis H. Sargent Award: Roy Ashing, Ouachita River Unit
Willis H. Sargent Award: Shawn Copp, North Central Unit

IN-SERVICE DIVISION –

There were three (3) in-service classes held by the Training Academy during the month, with a total of 1,448 training hours.

eCADEMY –

During August, 485 ADC employees completed a total of 4,904.65 hours of eCADEMY training.

ACCREDITATION

ACA Internal Audits Completed:

- 8/7/25: Wrightsville
- 8/22/25-8/26/25: ACA Conference in Devere, CO
- 8/20/25: Varner file audit

Fire/Safety and Sanitation Audits Completed:

- 8/5/25: Benton Unit
- 8/13/25-8/14/25: Tucker Unit
- 8/19/25: ORCU
- 8/20/25-8/21/25: EARU
- 8/27/25: Tucker Unit

HEALTH/CORRECTIONAL PROGRAMS

CHAPLAINCY SERVICES AND COMMUNITY SPEAKING

East Arkansas Regional Unit

August 14, 2025 Staff Service

Delta Regional Unit

Ballon release for F. Coleman and service

J.A. Hawkins

Special Revival/Christ Church

Pine Bluff Unit

Kairos Walk

Tucker Unit

Christian Motorcycle Association

VOLUNTEER SERVICES - August 2025

Program Name	Hours
Release (Ester)	0
Veteran (Ester)	0
NTI (NWARC)	23
Yoga (Varner)	0
Total	23

MENTAL HEALTH SERVICES

Reduction of Sexual Victimization Program (RSVP) and Sex Offender Treatment Programs (SOFT):

August 2025	Capacity	Beginning Count	Completed	Removed	Admissions	End Count
RSVP	236	236	0	68	69	232
SOFT	15	6	0	0	0	6
Total	251	242	0	68	69	242

There are 804 males on the waiting list for RSVP and 20 females on the waiting list for SOFT who are within five years of their TE date. Of those, seven (7) inmates are mandated by the Post Prison Transfer Board.

The average time on the waiting list from request is between one and two months for those stipulated.

*The total on the waiting list, including those not currently within the identified timeframe, is 1,740 males and zero females. Of these, 804 are eligible and 936 are ineligible for the program. There is one (1) PREA inmate in the program at this time.

***Ineligibility is due to being in restrictive housing, having class IV status, or receiving a major disciplinary within the last 60 days.**

Substance User Rehabilitation Services (SURS):

August 2025 Unit	Capacity	Beginning Count	Completed	Removed	Admissions	End Count
Benton	20	20	0	0	0	20
Cummins	45	43	2	2	3	42
Grimes	50	50	9	2	8	47
Larry B. Norris	4	0	0	0	0	0
McPherson	150	148	21	7	27	147
Randall L. Williams	150	142	20	18	40	144
Tucker	62	55	7	3	14	53
Wrightsville	150	137	16	12	31	140
Total	681	625	75	44	124	630

For SURS, there are 2,739 males and 331 females on the waiting list who are within five years of their release date. Of those, 118 are mandated by the Post Prison Transfer Board. The average time on the waiting list from request is 15 days.

*The total on the waiting list, including those not currently within the identified timeframe, is 3,941 males and 456 females. Of these, 3,070 are eligible and 1,327 are ineligible for the program.

***Ineligibility is due to being in restrictive housing, having class IV status, or receiving a major disciplinary within the last 60 days.**

MENTAL HEALTH SERVICES, *continued*

Ouachita River Correctional Unit (ORCU) Residential Program Unit (RPU):

The RPU had seven (7) admission and six (6) discharges in August for an end-of-month count of 94.

McPherson Unit Mental Health Residential Program Unit (RPU):

There were two (2) admissions and three (3) discharges in August for an end-of-month count of 22.

Habilitation Program:

The Habilitation Program at the Ouachita River Correctional Unit provided treatment services to 39 inmates in August. There was two (2) admission and one (1) discharges, which resulted in an end-of-month count of 40.

Suicide:

There were 138 suicidal threats in August. There were eight (8) attempts, zero (0) of which resulted in death.

Self-Study Classes:

Classes	Number of Participants	Number Completed	Waiting List
Anger Management	269	176	1,099
Thinking Errors	128	113	726
Substance Abuse Education	141	183	513
Communication Skills	167	117	472
Domestic Violence	107	131	149
Victims of Domestic Violence	36	27	218
Stress Management	76	75	526
Parenting	116	109	248

Outpatient:

There were 2,608 inmates on the mental health medical log at the beginning of August. Mental Health staff conducted the following contacts during the month:

Case Management Contacts	1,249
Requests for Interviews	1,892
Testing	3
Intakes	433
Unit Requests	4,619
Pre-Lockup Reviews	644
Routine Restrictive Housing Reviews	1,124
Restrictive Housing Rounds	9,498
PREA Evaluations	696
Routine Follow-up	747
834 Requests	132

County Mental Health Requests:

During August, there were 408 requests received of a mental health nature. Of those, zero (0) inmates were fast-tracked to ADC.

County Medical Health Requests:

During August, there were 1,004 requests received of a medical nature. A total of twelve (12) inmates were fast-tracked to ADC.

Medical Contract Reimbursements:

Sanction reimbursements for ADC in August amounted to \$135,525.00.

Deaths:

There were fourteen (14) inmate deaths during the month of August. Five (5) were claimed, seven (7) were cremated and claimed. There was one (1) not claimed and one (1) is pending.

Wellpath:

See attachment for Wellpath's report regarding outside beds and emergency room visits.

Medical Grievances:

In August, there were 123 appeals of medical grievances received and 80 appeals were answered. Two (2) was found to be with merit and zero (0) with merit but resolved.

PAWS IN PRISON

August 2025 Unit	Enrolled	Graduated	Foster	Volunteer Hours
Larry B. Norris Unit	6	3	1	0
North Central Unit	4	3	0	0
Ouachita River Correctional Unit	5	2	0	0
Randall L. Williams Unit	3	3	0	6
Tucker Unit	8	3	0	0
Total	26	14	1	6

Completed Paws in Prison Training:

August 2025 Program Graduates	14
YTD Program Graduates	108
Total Graduates Since Inception (Dec 2011)	2665
Dogs Currently in Foster (Graduated, but Not Adopted)	1
August 2025 Volunteer Hours	6
YTD Volunteer Hours	78

**AGENCY HIGHLIGHT
AUGUST 2025 PROMOTIONS**

Some of the security promotions during the month of August included:

- Benton Unit**
 - Corporal Kizuwanda Whitaker
- CACAA**
 - Sgt. Mandy Garner
 - Corporal Darnell Oliver
- Central Office**
 - Major Steven Lively
- Cummins Unit**
 - Sgt. Tatiyana Smith
 - Sgt. Tanya Johnson
- East Arkansas Regional Unit**
 - Corporal Jamaya Williams
 - Captain Everett Litzey Jr
 - Corporal Barbara Betts
 - Lt. Eugene Davis
 - Sgt. Jaquez Thomas
- ECACC**
 - Corporal Martabria Doss
- Grimes Unit**
 - Sgt. Melissa Mitchell
- J.A. Hawkins Unit**
 - Corporal Rhonda Spillyards
- Larry B. Norris Unit**
 - Captain Matthew Elias
- McPherson Unit**
 - Sgt. Edward Eaton
 - Sgt. Gary Malott
 - Sgt. Carlos Humberto Delao
- Mississippi County Work Release**
 - Sgt. Steven D. Nelson
 - Corporal Ashley Tamplin
- North Central Unit**
 - Sgt. Jordan Brown
 - Lt. John Brinkmeir
 - Sgt. Kyle Moody
- NEACCC**
 - Sgt. Deshawn Fowler
- OMEGA**
 - Corporal Jason Lambel
- Ouachita River Unit**
 - Deputy Warden Joseph Mahoney
- Randall L. Williams Unit**
 - Sgt. Kendrick Robinson
 - Sgt. Anthony Smith
 - Sgt. Lavarco Hawkins
- Transportation**
 - Sgt. Christopher Phillips
 - Sgt. Mark Walters
- TRCC**
 - Sgt. Tiffany Dickerson
- Tucker Unit**
 - Corporal Mary Risper
 - Sgt. Monique Hoevelmann
- Varner Unit**
 - Sgt. John Jenkins
 - Lt. Bryan Johnston
 - Major Ivory McDainel
 - Sgt. Jasmine Spencer
 - Field Sgt. Jackie Johnson
 - Corporal Misty Barnes
- White River CC**
 - Corporal Cody Holland
- Wrightsville Unit**
 - Lt. Lakendra Smith
 - Lt. Laquinta Lockhart

SGT.FREDRICK COLEMAN

It is with a heavy heart to announce the loss of Sgt. Fredrick Coleman who tragically lost his life while on duty at the Cummins Unit Thursday, July 31, 2025. Our thoughts and deepest condolences are with his family, friends, and colleagues during this difficult time.

FISTBUMP CHALLENGE WRIGHTSVILLE

Over the last few months, the DOC Comms Team traveled the state for the #FistBumpChallenge. We are sadly down to our last (and longest) video in this series. The Wrightsville Complex crew has patiently waited for thier time to shine! Thank you again to everyone who participated, and thank you to Arkansas Association of Correctional Employees Trust (AACET) for sponsoring this series!

JOSEPH MAHONEY - PROMOTION

Join the #ARDOCFamily in congratulating Joseph Mahoney on his recent #promotion!.

BCOT 2025-CC

Join the #ARDOCFamily in congratulating the recent graduates of the Cummins Satellite Basic Correctional Officers Training Academy Class 2025-CC!

PREA AUDIT NWAWR

#Congratulations to the Northwest Arkansas Work Release Center! The center was found in complete compliance during their 2025 Prevent, Detect, and Respond to Prison Rape (PREA) Audit.

Learn more about PREA audits at www.prearesourcecenter.org/audit/overview.

IVORY MCDANIEL - PROMOTION

The #ARDOCFamily would like to congratulate Ivory McDaniel on his recent #promotion to Major at the Varner/Varner Supermax!

CACC PREA AUDIT

#Congratulations to the Central Arkansas Community Correction Center! The center was found in complete compliance during their 2025 Prevent, Detect, and Respond to Prison Rape (PREA) Audit.

Learn more about PREA audits at www.prearesourcecenter.org/audit/overview.

BCOT 2025-ND

Join the #ARDOCFamily in congratulating the recent graduates of the Basic Correctional Officers Training Academy Class 2025-ND (Newport Satellite Academy)!

SONIA WALLACE - HUMAN RESOURCES

Join the #ARDOCFamily in welcoming back Mrs. Sonia Wallace to the DOC!

BCOT 2025-ED

AR DOC BCOT SATELLITE CLASS
2025-ED GRADUATION

DIGIT MAIL SYSTEM

The Arkansas Division of Correction (ADC) is committed to maintaining a safe and secure environment for both our incarcerated population and staff. As part of this commitment, we will soon be implementing a new Digital Mail System for processing correspondence sent through U.S. Mail.

Learn more at <http://doc.arkansas.gov/correc.../inmates/mail-and-money/...>

BCOT 2025-I

Join us in congratulating the recent graduates of the Basic Correctional Officers Training Academy Class 2025-I!

We would like to thank the England School District for the use of their facilities.

ACA 155TH CONGRESS OF CORRECTION

Members of the #ARDOCFamily gathered in Denver for the American Correctional Association 155th Congress of Correction. While there, 6 ADC facilities (pictured) received certificates for successfully passing their most recent ACA reaccreditation audits.

#ACA155

KEVIN COURTNEY - PROMOTION

Join the #ARDOCFamily in congratulating Major Kevin Courtney on his recent #promotion to Major at the Delta Regional Unit!

REGIONAL MAINTENANCE PROJECT HIGHLIGHTS

AUGUST 2025

Clean up at CAPCA Head Start Center in England:
Tucker Unit Regional Maintenance



Hanging windscreens and signage at football field for White Hall School:

Pine Bluff Unit Regional Maintenance



Clean up at Winchester:

Varner Unit Regional Maintenance



RESIDENTIAL CENTERS STATISTICS AT A GLANCE - AUGUST 2025

Resident Admissions:

CAC: 21
 ECAC: 81
 NEAC: 28
 OMEGA: 46
 SWAC: 130

Resident Releases:

CAC: 19
 ECAC: 83
 NEAC: 39
 OMEGA: 48
 SWAC: 135

Affordable Healthcare**Enrollment:**

CAC: 19
 ECAC: 95
 NEAC: 38
 OMEGA: 42
 SWAC: 180

Wage Class Enrollment:

CAC: 9
 ECAC: 0
 OMEGA: 6
 SWAC: 0

Shorter College Enrollment:

CAC: 25
 ECAC: 64
 NEAC: 20
 SWAC: 81

Henderson State University**Enrollment:**

OMEGA: 0
 SWAC: 0

Successful Completions:

CAC: 18
 ECAC: 42
 NEAC: 44
 OMEGA: 48
 SWAC: 73

Exodus Enrollment:

CAC: 16
 ECAC: 20

DASEP:

CAC: 5
 ECAC: 0
 NEAC: 14
 OMEGA: 30

Good Grid Enrollment

CAC: 24
 ECAC: 19
 NEAC: 14
 OMEGA: 24
 SWAC: 529

Photo IDs Issued:

CAC: 8
 ECAC: 16
 NEAC: 3
 OMEGA: 0
 SWAC: 19

Drivers Licenses Obtained:

CAC: 12
 ECAC: 2
 NEAC: 1
 OMEGA: 0
 SWAC: 1

Brith Certificates:

ECAC: 3
 NEAC: 0
 SWAC: 1

MAT Participants:

CAC: 26
 ECAC: 49
 SWAC: 8

MAT Discharged:

CAC: 2
 ECAC: 8
 SWAC: 0

Reformers Anonymous:

NEAC: 0

Life Recovery:

CAC: 0
 OMEGA: 35
 SWAC: 0

Victim Impact Panel:

CAC: 0
 ECAC: 0
 NEAC: 14
 OMEGA: 8
 SWAC: 30

Accuplacer Testing:

ECAC: 0
 NEAC: 27
 SWAC: 0

Number of Volunteers:

CAC: 54
 ECAC: 33
 NEAC: 29
 OMEGA: 14
 SWAC: 11

Number of Volunteer Hours:

CAC: 251
 ECAC: 225
 NEAC: 59
 OMEGA: 66.6
 SWAC: 152

GED Enrollment:

CAC: 35
 ECAC: 64
 NEAC: 20
 OMEGA: 10
 SWAC: 37

GED Completed:

CAC: 0
 ECAC: 0
 NEAC: 0
 OMEGA: 0
 SWAC: 0

AA/NA Attendance:

CAC: 48
 ECAC: 428
 NEAC: 19
 OMEGA: 75
 SWAC: 0

Celebrate Recovery**Attendance:**

CAC: 29
 NEAC: 32
 SWAC: 0

Social Security Cards:

CAC: 10
 ECAC: 10
 NEAC: 10
 SWAC: 32

ServSafe:

CAC: 0
 ECAC: 0
 NEAC: 0

I.C.E.V.:

ECAC: 0
 SWAC: 13

2025 INFORMAL GRIEVANCE REPORT

Month	BENTON	CACCC	CU & CMU	DRU	EACCC	EARU & MX	Ester	GRIMES	HAWK/M	HAWK/F	LBNU	MCWR	MCPH	NEACCC	NCU	NWA	OMGEA	ORCU	PBU	RLW	SWACCC	TU	TRCC	VSMX	VU	WRCCC	WRTS	TOTAL
JAN	0	9	106	81	72	152	48	234	11	19	112	0	160	26	95	0	48	123	36	24	20	63	3	166	49	15	68	1,740
FEB	0	6	97	66	40	168	27	222	5	28	69	0	161	16	47	0	40	117	16	27	12	96	1	120	39	16	94	1,530
MAR	1	21	113	68	57	147	33	170	15	26	90	0	246	9	79	0	26	137	23	30	9	74	0	157	32	43	62	1,668
APR	0	13	109	82	52	219	54	183	6	21	76	0	170	15	47	0	26	90	22	39	14	114	0	128	20	12	60	1,572
MAY	0	5	135	45	86	138	51	217	9	4	71	0	144	6	69	0	27	100	31	31	18	60	1	115	45	15	77	1,500
JUN	1	6	83	32	65	140	32	219	28	2	50	0	184	24	73	0	65	83	29	35	28	56	0	199	54	6	79	1,573
JUL	2	13	107	38	61	175	17	231	42	1	84	0	242	57	85	0	87	122	36	41	24	64	1	193	46	5	65	1,839
AUG	0	6	93	85	53	189	29	197	36	1	93	0	273	41	77	0	158	87	32	49	22	77	0	170	132	18	61	1,979
SEPT																												0
OCT																												0
NOV																												0
DEC																												0
TOTAL	4	79	843	497	486	1,328	291	1,673	152	102	645	0	1,580	194	572	0	477	859	225	276	147	604	6	1,248	417	130	566	13,401

2025 FORMAL GRIEVANCE REPORT

Month	BENTON	CACCC	CU & CMU	DRU	EACCC	EARU & MX	Ester	GRIMES	HAWK/M	HAWK/F	LBNU	MCWR	MCPH	NEACCC	NCU	NWA	OMGEA	ORCU	PBU	RLW	SWACCC	TU	TRCC	VSMX	VU	WRCCC	WRTS	TOTAL
JAN	0	2	106	45	0	263	31	127	6	2	108	0	55	2	63	0	31	64	17	13	0	53	3	125	24	0	31	1,171
FEB	0	0	83	39	0	280	18	125	5	15	81	0	67	2	28	0	16	62	11	19	1	73	0	84	16	1	46	1,072
MAR	0	0	101	46	0	255	13	93	5	9	112	0	99	2	52	0	12	67	22	32	1	67	0	102	19	9	27	1,145
APR	0	0	92	50	0	345	45	103	6	15	100	0	120	1	29	0	36	53	21	23	1	87	0	92	11	2	18	1,250
MAY	0	0	96	45	0	288	41	132	3	4	104	1	98	0	40	0	59	58	20	16	1	47	0	95	17	4	29	1,198
JUN	0	1	66	49	0	287	18	127	9	0	86	3	87	1	60	0	59	66	21	27	8	53	0	154	31	1	32	1,246
JUL	0	0	108	34	0	329	12	127	14	1	84	0	145	5	49	0	48	88	34	32	3	59	0	140	19	6	29	1,366
AUG	0	1	69	41	0	332	15	119	17	1	90	0	137	2	39	0	92	57	21	23	1	64	0	132	11	4	20	1,288
SEPT																												0
OCT																												0
NOV																												0
DEC																												0
TOTAL	0	4	721	349	0	2,379	193	953	65	47	765	4	808	15	360	0	353	515	167	185	16	503	3	924	148	27	232	9,736

Report includes Pine Bluff Reentry (PBR), Pine Bluff Unit (PBU) and Pine Bluff Work Release (PBW).

INMATE INSTITUTIONAL GRIEVANCE APPEAL REPORT – AUGUST 2025

	Acknowledged	Rejected	Processed W/O Merit	Processed W/ Merit
Benton Unit	0	0	0	0
Benton Work Release	0	0	0	0
CACCC	0	0	0	0
Cummins Unit	21	16	19	0
Cummins Modular Unit	0	0	0	0
Delta Regional Unit	8	3	11	0
EACCC	0	0	0	0
East Arkansas Regional Unit	26	1	44	0
East Arkansas Regional Max Unit	54	12	58	0
Ester Unit	0	0	4	0
Grimes Unit	24	16	27	0
Larry B. Norris Unit (MAX)	27	6	23	0
Tucker Work Release	0	0	0	0
McPherson Unit	16	12	15	0
McPherson Mental Health Residential Program Unit	1	0	1	0
Mississippi County Work Release Center	0	0	0	0
NEACCC	0	0	0	0
Northwest Arkansas Work Release Center	0	0	0	0
North Central Unit	7	2	15	0
OMEGA	27	32	7	0
Ouachita River Correctional Unit	15	6	19	0
ORCU Hospital	0	0	0	0
ORCU New Commitment	2	0	2	0
ORCU Mental Health Residential Program Unit	3	0	5	0
Pine Bluff Unit	5	6	9	1
Pine Bluff Re-Entry	1	1	2	0
Randall L. Williams Correctional Facility	15	4	20	0
SWACCC	0	0	0	0
Texarkana Regional Correctional Center	0	0	0	0
Tucker Unit	11	6	12	0
Varner Super Max	63	28	52	0
Varner Unit	1	4	4	0
WRCCC	0	0	0	0
Wrightsville Unit	5	2	5	0
Hawkins Center	11	2	3	0
Hawkins for Males	0	0	0	0
Hawkins SPU	0	0	0	0
Total	343	159	357	1

ADMISSIONS AND RELEASES - August 2025

<u>Admissions</u>	<u>Male</u>	<u>Female</u>	<u>Total</u>
Asian	2	0	2
Black	166	3	169
Caucasian	214	35	249
Hispanic	13	1	14
Native American Indian	1	0	1
Native Hawaiian or Pacific Island	0	1	1
Other	1	0	1
Unknown	0	0	0
Total	397	40	437

<u>Releases</u>	<u>Male</u>	<u>Female</u>	<u>Total</u>
Asian	0	0	0
Black	116	7	123
Caucasian	190	39	229
Hispanic	4	2	6
Native American Indian	0	0	0
Native Hawaiian or Pacific Island	0	0	0
Other	0	0	0
Unknown	0	0	0
Total	310	48	358

ADC INMATE POPULATION GROWTH 2000-2029 - AUGUST 2025

Mo.	2000	2001	2002	2003	2004	2005	2006	2007	2008	2009	2010	2011	2012	2013	2014	2015	2016	2017	2018	2019	2020	2021	2022	2023	2024	2025
Jan.	11,984	11,908	12,402	13,015	13,105	13,595	13,481	13,839	14,518	14,796	15,334	16,312	15,134	14,815	17,481	18,142	17,785	17,824	18,201	17,958	17,989	16,119	17,154	17,682	18,522	18,673
Feb.	12,169	12,022	12,529	13,054	13,166	13,783	13,633	14,012	14,603	14,883	15,374	16,209	14,990	15,008	17,438	18,082	17,625	17,608	17,998	17,846	18,181	16,120	17,077	17,814	18,612	18,805
March	12,006	12,033	12,299	13,108	13,088	13,418	13,534	13,772	14,580	14,843	15,290	16,095	14,964	14,665	17,395	18,233	17,573	17,666	18,089	17,898	17,860	16,085	16,992	18,075	18,820	18,803
April	12,069	12,167	12,465	13,213	13,323	13,469	13,554	13,851	14,769	14,937	15,570	16,172	15,124	14,850	17,604	18,703	17,815	17,798	18,227	17,977	17,331	16,250	17,059	18,206	18,889	18,756
May	12,109	12,384	12,558	13,463	13,556	13,528	13,711	14,146	14,880	15,146	15,694	16,062	15,132	15,074	17,593	18,693	17,769	17,652	17,945	17,817	16,694	16,476	17,229	18,267	18,863	18,746
June	12,005	12,108	12,439	13,418	13,389	13,251	13,430	13,915	14,700	15,025	15,564	15,554	14,832	14,825	17,340	18,813	17,973	17,963	17,972	17,942	16,552	16,560	17,129	18,213	18,957	18,748
July	12,030	12,190	12,622	13,509	13,528	13,286	13,560	14,082	14,868	15,195	15,807	15,519	14,879	15,379	17,522	18,870	18,130	18,180	18,005	18,002	16,511	16,638	17,109	18,397	18,955	18,804
August	12,087	12,371	12,815	13,565	13,632	13,419	13,646	14,224	15,100	15,385	15,829	15,240	14,675	16,103	17,549	18,806	17,919	18,051	17,751	18,090	16,367	16,655	17,274	18,375	19,038	18,875
September	11,983	12,289	12,774	13,341	13,516	13,237	13,652	14,217	14,850	15,285	16,025	15,172	14,724	16,412	17,605	18,549	18,026	18,179	17,865	17,856	16,215	16,698	17,432	18,380	19,043	
October	12,119	12,348	12,942	13,341	13,584	13,363	13,775	14,349	14,836	15,381	16,311	15,271	14,856	16,993	17,880	18,430	18,127	18,348	17,943	17,947	16,311	16,821	17,480	18,557	19,100	
November	12,094	12,408	13,162	13,408	13,706	13,587	13,913	14,437	15,025	15,340	16,460	15,205	14,625	17,168	17,848	17,981	17,573	17,973	17,666	18,060	16,165	16,982	17,521	18,500	18,987	
December	11,856	12,333	12,845	13,106	13,470	13,338	13,728	14,315	14,716	15,199	16,204	15,062	14,654	17,235	17,874	17,707	17,537	18,078	17,799	17,759	16,094	17,023	17,648	18,503	18,844	
Net Ann. Inc.	29	477	512	261	364	-132	390	587	401	483	1,005	-1,142	-408	2,581	639	-167	-170	541	-279	-40	-1,665	929	625	855	341	31
Avg. Mo. Inc.	2	40	43	22	30	-11	33	49	33	40	84	-95	-34	215	53	-14	-14	45	-23	-3	-139	77	52	71	28	4

Population is total jurisdictional count at end of each month. Population at end of month December 1999 was 11,827.

Average monthly population increased for past fifteen years 2010 - 2024 is 20

Average monthly population increased for past ten years Jan. 2011 - Dec 2024 is 8

Average monthly population decreased for past five years 2020 - 2024 is 18

Projected at Growth of 20 per Month

Mo.	2008	2009	2010	2011	2012	2013	2014	2015	2016	2017	2018	2019	2020	2021	2022	2023	2024	2025	2026	2027	2028	2029
	Actual	Actual	Actual	Actual	Actual	Actual	Actual	Actual	Actual	Actual	Actual	Actual	Actual	Actual	Actual	Actual	Actual	Actual/Proj.	Proj.	Proj.	Proj.	Proj.
January	14,518	14,796	15,334	16,312	15,134	14,815	17,481	18,142	17,785	17,824	18,201	17,958	17,989	16,119	17,154	17,682	18,522	18,673	18,975	19,215	19,455	19,695
February	14,603	14,883	15,374	16,209	14,990	15,008	17,438	18,082	17,625	17,608	17,998	17,846	18,181	16,120	17,077	17,814	18,612	18,805	18,995	19,235	19,475	19,715
March	14,580	14,843	15,290	16,095	14,964	14,665	17,395	18,233	17,573	17,666	18,089	17,898	17,860	16,085	16,992	18,075	18,820	18,803	19,015	19,255	19,495	19,735
April	14,769	14,937	15,570	16,172	15,124	14,850	17,604	18,703	17,815	17,798	18,227	17,977	17,331	16,250	17,059	18,206	18,889	18,756	19,035	19,275	19,515	19,755
May	14,880	15,146	15,694	16,062	15,132	15,074	17,593	18,693	17,769	17,652	17,945	17,817	16,694	16,476	17,229	18,267	18,863	18,746	19,055	19,295	19,535	19,775
June	14,700	15,025	15,564	15,554	14,832	14,825	17,340	18,813	17,973	17,963	17,972	17,942	16,552	16,560	17,129	18,213	18,957	18,748	19,075	19,315	19,555	19,795
July	14,868	15,195	15,807	15,519	14,879	15,379	17,522	18,870	18,130	18,180	18,005	18,002	16,511	16,638	17,109	18,397	18,955	18,804	19,095	19,335	19,575	19,815
August	15,100	15,385	15,829	15,240	14,675	16,103	17,549	18,806	17,919	18,051	17,751	18,090	16,367	16,655	17,274	18,375	19,038	18,875	19,115	19,355	19,595	19,835
September	14,850	15,285	16,025	15,172	14,724	16,412	17,605	18,549	18,026	18,179	17,865	17,856	16,215	16,698	17,432	18,380	19,043	18,895	19,135	19,375	19,615	19,855
October	14,836	15,381	16,311	15,271	14,856	16,993	17,880	18,430	18,127	18,348	17,943	17,947	16,311	16,821	17,480	18,557	19,100	18,915	19,155	19,395	19,635	19,875
November	15,025	15,340	16,460	15,205	14,625	17,168	17,848	17,981	17,573	17,973	17,666	18,060	16,165	16,982	17,521	18,500	18,987	18,935	19,175	19,415	19,655	19,895
December	14,716	15,199	16,204	15,062	14,654	17,235	17,874	17,707	17,537	18,078	17,799	17,759	16,094	17,023	17,648	18,503	18,844	18,955	19,195	19,435	19,675	19,915
Net Ann. Inc.	401	483	1,005	-1,142	-408	2,581	639	-167	-170	541	-279	-40	-1,665	929	625	855	341	111	240	240	240	240
Ave. Mo. Inc.	33	40	84	-95	-34	215	53	-14	-14	45	-23	-3	-139	77	52	71	28	9	20	20	20	20

FACILITY POPULATIONS - AUGUST 2025

Location:	In Count	Out To:					Total	Capacity	% Capacity
		ORCU Hosp	Other Hosp	Furlough	Court				
Benton Work Release/Males	337	0	0	0	0	337	325		
Benton Work Release Total	337	0	0	0	0	337	325	103.7%	
Cummins Unit/Males	1,693	0	0	0	4	1,697	1,550		
Cummins Modular Unit/Males	307	0	0	1	0	308	300		
Cummins Unit Total	2,000	0	0	1	4	2,005	1,850	108.4%	
Delta Regional Unit Total	622	0	1	0	2	625	472	132.4%	
East AR Region. Unit/Males	1,102	1	0	0	3	1,106	1,000		
East AR Regional Max Unit/Males	515	1	0	0	0	516	432		
East AR Region. Unit Total	1,617	2	0	0	3	1,622	1,432	113.3%	
Grimes Unit Total	1,093	0	1	0	3	1,097	1,012	108.4%	
McPherson Unit/Females	1,219	0	0	0	3	1,222	1,168		
McPherson MH Residential Prog Unit/Females	38	0	0	0	0	38	40		
McPherson Unit Total	1,257	0	0	0	3	1,260	1,208	104.3%	
Mississippi County W/R/Males	187	0	0	0	0	187	102		
Miss. Co. Regional Maintenance/Males	0	0	0	0	0	0	43		
Mississippi County W/R Total	187	0	0	0	0	187	145	129.0%	
Tucker Work Release/Males	116	0	0	0	0	116	124		
Norris Unit/Males	581	1	0	0	0	582	532		
Norris Unit Total	697	1	0	0	0	698	656	106.4%	
North Central Unit Total	935	0	1	0	2	938	700	134.0%	
NW ARK Work Release Total	107	0	0	0	0	107	100	107.0%	
Ouachita River Correctional Unit/Males	1,442	7	3	0	8	1,460	1,415		
Ouachita River Correction Unit New Commitment/Males	347	0	0	0	3	350	246		
ORCU MH Residential Prog Unit/Males	92	2	0	0	0	94	128		
Ouachita River Correctional Unit Total	1,881	9	3	0	11	1,904	1,789	106.4%	
Ester Unit/Males	697	1	0	0	4	702	579		
Randall L. Williams Cor. Facility/Males	526	0	0	0	0	526	518		
Pine Bluff Unit/Males	546	1	1	0	0	548	520		
PB Unit Work Release/Females	56	0	0	0	0	56	54		
Pine Bluff Complex Total	1,825	2	1	0	4	1,832	1,671	109.6%	
Texarkana Work Release/Males	101	0	0	0	0	101	96		
Texarkana Regional Maintenance/Males	31	0	0	0	0	31	32		
Texarkana Work Release Total	132	0	0	0	0	132	128	103.1%	
Tucker Unit/Males	1,020	0	0	0	3	1,023	982		
Tucker Unit Total	1,020	0	0	0	3	1,023	982	104.2%	
Varner Unit/Males	1,196	0	1	0	5	1,202	1,100		
Varner Super Max/Death Row Males*	23	0	0	0	0	23	0		
Varner Super Max/Males	473	0	1	0	0	474	498		
Varner Unit Total	1,692	0	2	0	5	1,699	1,598	106.3%	
Wrightsville Unit/Males	843	1	1	0	1	846	850		
Wrightsville Hawkins Center/Females	3	0	0	0	0	3	0		
Wrightsville Hawkins Center/Males	246	1	0	0	2	249	200		
Wrightsville Hawkins for Males/Males	197	0	0	0	0	197	200		

Location:	In Count	Out To:					Total	Capacity	% Capacity
		ORCU Hosp	Other Hosp	Furlough	Court				
Wrightsville Unit Total	1,289	2	1	0	3	1,295	1,250	103.6%	
In Transit Count:	0								
TOTALS - UNIT COUNT	16,691	16	10	1	43	16,761			
					Male	15,442	14,056	109.9%	
					Female	1,319	1,262	104.5%	
					Total	16,761	15,318	109.4%	
ALETA / Males Total	13	0	0	0	0	13	20		
AR State Police / Males Total	56	0	0	0	0	56	65		
Ark. Concurrent Sentences / Females Total	0	0	0	0	0	0			
Ark. Concurrent Sentences / Males Total	0	0	0	0	0	0			
County 309 / Females Total	121	0	0	0	0	121			
County 309 / Males Total	191	0	0	0	0	191			
County 309 Total	312	0	0	0	0	312	350		
County Jail Backup / Females Total	125	0	0	0	0	125			
County Jail Backup / Males Total	1,579	0	0	0	0	1,579			
County Jail/Sheriff / Males Total	1	0	0	0	0	1			
Interstate Compact / Females Total	1	0	0	0	0	1			
Interstate Compact / Males Total	27	0	0	0	0	27			
TOTAL - NONAGENCY	2,114	0	0	0	0	2,114			
					Male	1,867			
					Female	247			
					Total	2,114			
GRAND TOTAL	18,805	16	10	1	43	18,875			

Total Death Row Male/Female = 23
 ACC Reentry Transfers / Females Total = ACC 39
 Reentry Transfers / Males Total = 164

FISCAL YEAR 2026 COUNTY JAIL BACKUP - AUGUST 2025

DAY		Jul-25		Aug-25
1		1,550		1,659
2		1,573	*	1,659
3		1,551	*	1,659
4		1,576		1,654
5	*	1,576		1,654
6	*	1,576		1,643
7		1,576		1,663
8		1,592		1,676
9		1,605	*	1,676
10		1,596	*	1,676
11		1,577		1,666
12	*	1,577		1,673
13	*	1,577		1,649
14		1,567		1,639
15		1,593		1,661
16		1,594	*	1,661
17		1,606	*	1,661
18		1,638		1,674
19	*	1,638		1,684
20	*	1,638		1,689
21		1,615		1,667
22		1,624		1,684
23		1,648	*	1,684
24		1,636	*	1,684
25		1,626		1,703
26	*	1,626		1,696
27	*	1,626		1,735
28		1,604		1,679
29		1,633		1,705
30		1,644	*	1,705
31		1,643	*	1,705
Avg Daily Backup		1,603		1,675

Note: Totals do not include 309 Contracts in County Jails (maximum of 350)

County Jail Back-up average for August 2025 - 1,675

Short-Term Revocation Program average for August 2025 - 171

STTG UNIT COUNTS – AUGUST 2025

Unit	Beginning Total	Confirmed	Suspected	In	Out	Paroled	Removed	Ending Total	Total Unit Population	Unit % of STTG's
Benton	75	0	0	5	3	5	0	72	332	21.69%
Cummins	688	0	0	87	67	7	3	698	2,003	34.85%
Delta	223	5	0	19	26	8	0	213	624	34.13%
EARU	696	0	0	17	19	7	0	687	1,622	42.36%
Ester	173	0	0	46	28	12	0	179	702	25.50%
Grimes	417	0	0	38	23	3	0	429	1,103	38.89%
Hawkins	102	0	0	13	9	0	0	106	455	23.30%
Norris	310	0	0	11	11	0	0	310	697	44.48%
McPherson	52	0	0	1	1	3	0	49	1,274	3.85%
MCWR	62	0	0	1	0	0	0	63	187	33.69%
NCU	268	1	0	42	28	7	0	276	937	29.46%
NWAWR	23	0	0	3	0	0	0	26	108	24.07%
ORCU	362	0	0	45	61	0	0	346	1,557	22.22%
ORCU Intake	99	120	0	0	126	0	0	93	350	26.57%
Pine Bluff	131	0	0	35	29	3	0	134	599	22.37%
RLW	196	0	0	47	46	5	0	202	530	38.11%
TWR	38	0	0	3	1	0	0	40	132	30.30%
Tucker	280	0	0	30	22	8	0	280	1,024	27.34%
Varner	758	0	0	75	65	3	0	765	1,700	45.00%
Wrightsville	229	0	0	16	14	3	0	228	843	27.05%
Total	5,182	126	0	534	579	74	3	5,196	16,779	30.97%

ORCU Intake brought in 120 new STTG members into ADC last month.

STTG DISCIPLINARY REPORT – AUGUST 2025

Unit	STTG Incidents	STTG Suspected Incidents	Total Unit Disciplinary	Disciplinary Involving STTG	Percentage
Benton	0	0	11	3	27.27%
Cummins	0	0	546	273	50.00%
Delta	0	0	176	93	52.84%
EARU	0	0	231	105	45.45%
Easter	0	0	78	35	44.87%
Grimes	0	0	213	125	58.69%
Hawkins	0	0	15	0	0.00%
Norris	0	0	94	62	65.96%
McPherson	0	0	231	26	11.26%
MCWR	0	0	7	4	57.14%
NCU	2	0	190	81	42.63%
NWAWR	0	0	11	3	27.27%
ORCU	0	0	230	104	45.22%
ORCU Intake	0	0	8	2	25.00%
Pine Bluff	0	0	58	18	31.03%
RLW	0	0	113	47	41.59%
TWR	0	0	5	3	60.00%
Tucker	0	0	207	97	46.86%
Varner	0	0	472	231	48.94%
Wrightsville	0	0	287	123	42.86%
Total	2	0	3,183	1,435	45.08%

STTG COUNTS BY STTG SET – AUGUST 2025

STTG Set	Benton	Cummins	Delta	EARU	Ester	Grimes	Hawkins	Norris	McPherso	MCWR	NCU	NWAWR	ORCU	Intake	PB	RLW	TWR	Tucker	Varner	Wrightsvil	Total	
Asian	1	1	0	0	0	1	0	0	0	0	0	0	0	0	1	0	0	1	1	0	2	8
Bloods	12	147	40	148	31	87	20	66	7	10	57	1	56	19	30	35	8	42	158	40	1,014	
Crips	10	77	34	88	18	53	12	49	2	9	26	3	33	9	11	26	3	24	106	37	630	
Folk	4	76	10	55	9	21	26	39	4	2	15	5	13	9	5	3	1	20	54	29	400	
GD	13	149	35	170	40	105	0	75	10	14	73	1	100	17	32	43	6	80	193	37	1,193	
Mexican	8	24	12	27	10	10	1	5	5	2	13	0	17	2	2	4	0	11	24	13	190	
Motorcycle	0	5	0	2	0	0	1	1	1	1	2	0	2	0	0	1	0	1	1	2	20	
Other	1	18	10	16	5	10	6	6	5	0	9	1	15	0	7	10	2	10	23	3	157	
People	3	36	11	36	4	25	5	23	0	1	15	0	9	3	7	7	1	11	32	11	240	
Unknown	0	8	4	7	6	3	4	4	0	4	2	4	0	0	3	9	3	5	9	3	78	
W/S	8	75	25	35	27	35	12	12	5	7	20	7	60	15	19	26	10	41	45	20	504	
AB	2	10	1	6	5	7	2	0	2	4	4	1	3	1	2	2	0	4	20	4	80	
AC	0	8	5	17	3	9	1	3	1	2	6	1	4	1	0	1	0	3	14	1	80	
NAE	6	35	16	29	11	25	6	8	2	3	16	1	19	8	5	20	4	9	36	13	272	
WAR	4	29	10	51	10	38	10	19	5	4	18	1	15	8	11	15	1	18	50	13	330	
Total	72	698	213	687	179	429	106	310	49	63	276	26	346	93	134	202	40	280	765	228	5,196	

- Key:
- GD = Gangster Disciples
 - W/S = White Supremacist
 - NAE = New Aryan Empire
 - WAR = White Aryan Resistance
 - AC = Aryan Circle
 - AB = Aryan Brotherhood

MEDICATION-ASSISTED TREATMENT PROGRAM (MAT) REPORT - AUGUST 2025

Locations:	MAT Start Dates	Active Program Participants	New Clients in the Program this Month	Dropped Out	Total Active Participants
CACCC - Little Rock	Sep-19	4	0	0	4
EACCC - West Memphis	Jul-18	29	38	0	67
NEACCC - Osceola	Dec-21	0	0	0	0
SWACCC - Texarkana	Jul-18	4	4	0	8
Probation / Parole	2018	10	0	0	10
Medically Withdrawn	Closed Unsuccessful	Completed	Total Active		
100	215	212	79		
Total # of Participants Since Program Began					1050

Clinical Activities

Action	Jul-23	Aug-23	Sep-23	Oct-23	Nov-23	Dec-23
Assessments Completed in units	42	20	11	9	4	13
# of Clients Educated in units	352	515	403	426	427	400
# of Clients Released to Supervision	12	7	3	2	4	6
Pre-Release Interviews Completed	14	15	15	4	4	8

Clinical Activities

Action	Jan-24	Feb-24	Mar-24	Apr-24	May-24	Jun-24
# of Assessments Completed in units	13	3	12	11	11	9
# of Clients Educated in units	411	261	514	420	353	282
# of Clients Released to Supervision	4	7	10	7	11	10
Pre-Release Interviews Completed	11	6	14	14	7	14

Action	Jul-24	Aug-24	Sep-24	Oct-24	Nov-24	Dec-24
# of Assessments Completed in units	8	0	0	20	9	2
# of Clients Educated in units	221	279	220	234	170	110
# of Clients Released to Supervision	12	6	10	7	13	11
Pre-Release Interviews Completed	7	7	4	11	11	11

Action	Jan-25	Feb-25	Mar-25	Apr-25	May-25	Jun-25
# of Assessments Completed in units	9	14	7	34	5	11
# of Clients Educated in units	119	250	237	92	104	69
# of Clients Released to Supervision	10	5	6	6	9	5
Pre-Release Interviews Completed	9	9	9	11	10	10

Action	Jul-25	Aug-25	Sep-25	Oct-25	Nov-25	Dec-25
# of Assessments Completed in units	15	42				
# of Clients Educated in units	104	111				
# of Clients Released to Supervision	6	8				
Pre-Release Interviews Completed	6	8				

ADC INPATIENT AND EMERGENCY ROOM UTILIZATION

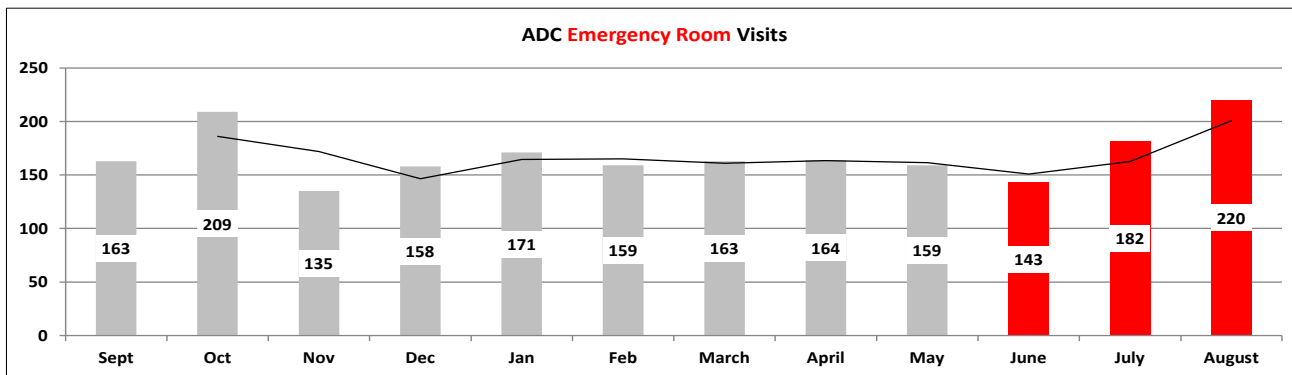
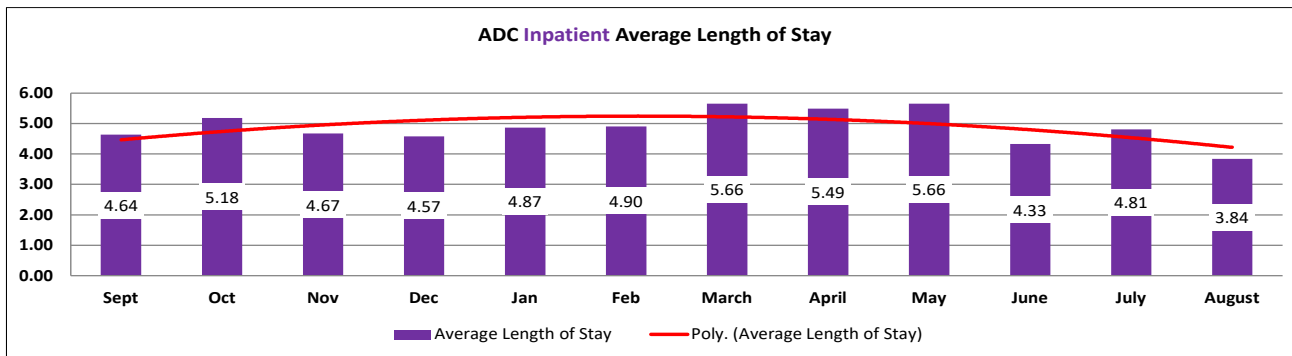
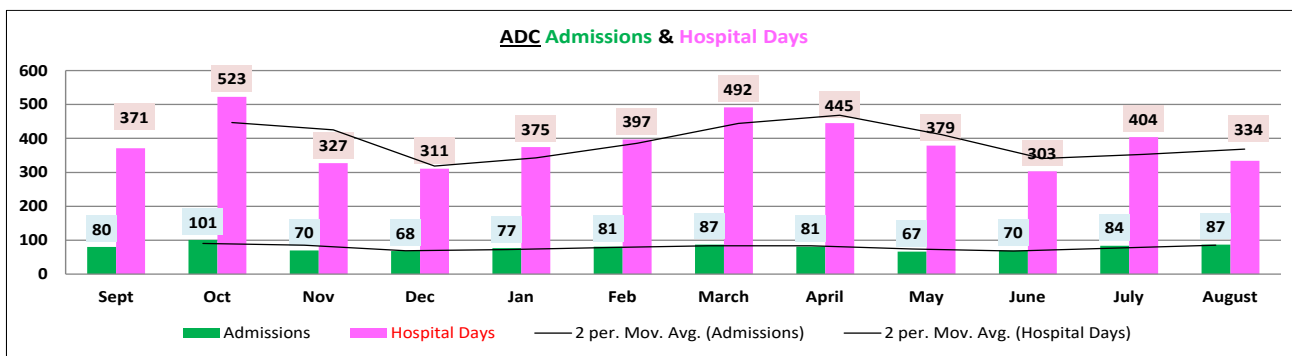
ARKANSAS DEPARTMENT OF CORRECTION INPATIENT AND EMERGENCY ROOM UTILIZATION

ADC Inpatient Statistics Past 12 Months

	2024	2024	2024	2024	2025	2025	2025	2025	2025	2025	2025	2025	2025	Average
	Sept	Oct	Nov	Dec	Jan	Feb	March	April	May	June	July	August		
Admissions	80	101	70	68	77	81	87	81	67	70	84	87		79
Hospital Days	371	523	327	311	375	397	492	445	379	303	404	334		388
Average Length of Stay	4.64	5.18	4.67	4.57	4.87	4.90	5.66	5.49	5.66	4.33	4.81	3.84		4.89

ADC ER Visits Past 12 Months

	2024	2024	2024	2024	2025	2025	2025	2025	2025	2025	2025	2025	2025	Average
	Sept	Oct	Nov	Dec	Jan	Feb	March	April	May	June	July	August		
Emergency Room Visits	163	209	135	158	171	159	163	164	159	143	182	220		168.8

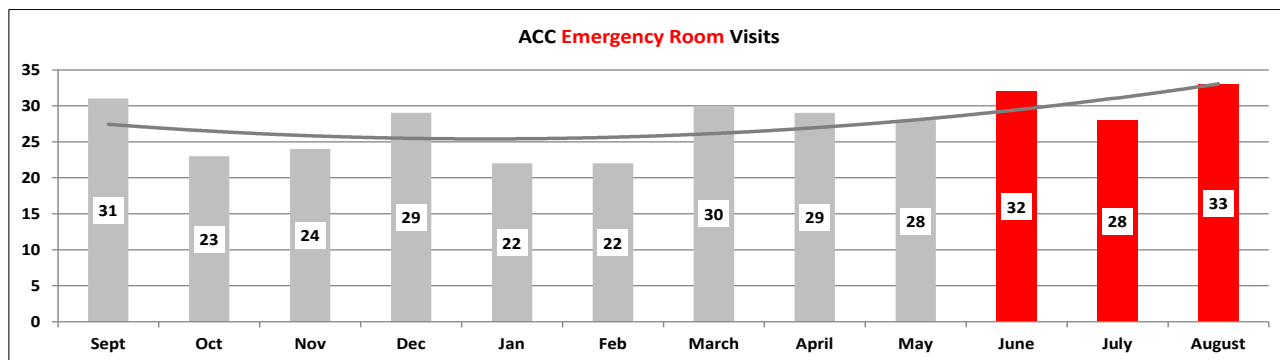
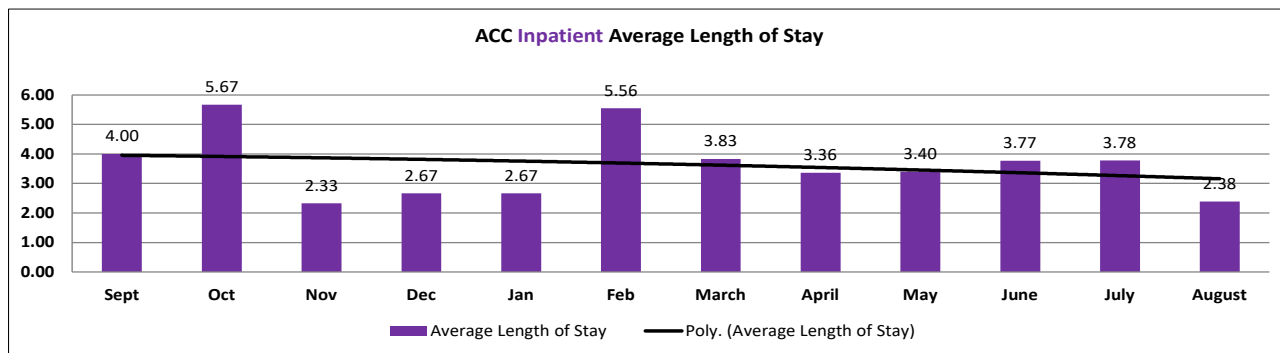
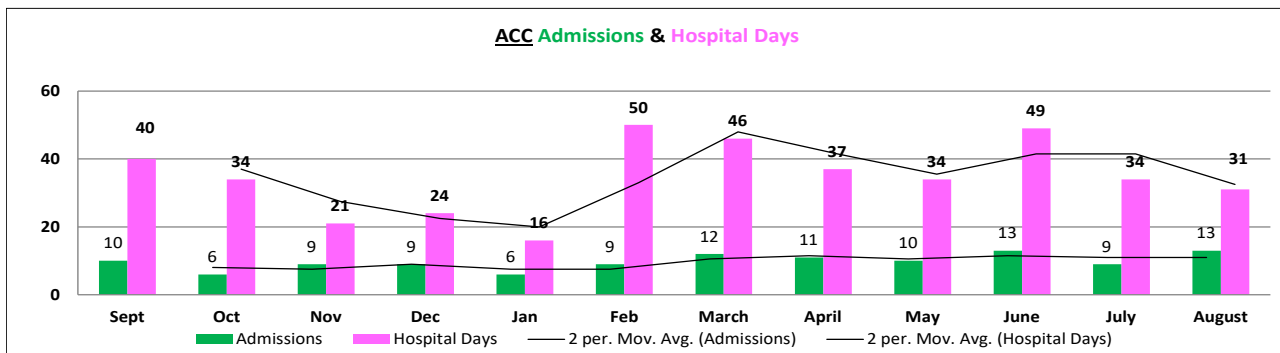


COMMUNITY CORRECTIONS INPATIENT AND EMERGENCY ROOM UTILIZATION

ARKANSAS COMMUNITY CORRECTION
INPATIENT AND EMERGENCY ROOM UTILIZATION

ACC Inpatient Statistics Past 12 Months														
	2024	2024	2024	2024	2025	2025	2025	2025	2025	2025	2025	2025	2025	Average
	Sept	Oct	Nov	Dec	Jan	Feb	March	April	May	June	July	August		
Admissions	10	6	9	9	6	9	12	11	10	13	9	13	10	
Hospital Days	40	34	21	24	16	50	46	37	34	49	34	31	35	
Average Length of Stay	4.00	5.67	2.33	2.67	2.67	5.56	3.83	3.36	3.40	3.77	3.78	2.38	3.56	

ACC ER Visits Past 12 Months														
	2024	2024	2024	2024	2025	2025	2025	2025	2025	2025	2025	2025	2025	Average
	Sept	Oct	Nov	Dec	Jan	Feb	March	April	May	June	July	August		
Emergency Room Visits	31	23	24	29	22	22	30	29	28	32	28	33	27.6	



MEDICAL GRIEVANCE BOARD REPORT – AUGUST 2025

Unit	Acknowledged/Received	Rejected	Reviewed & Signed by Director	With Merit	With Merit, but Resolved	% With Merit	Without Merit
Benton	0	0	0	0	0	0%	0
Central AR CCC	0	0	0	0	0	0%	0
CMU	0	0	0	0	0	0%	0
Cummins	13	5	8	0	0	0%	8
Delta	0	1	0	0	0	0%	0
EARU	14	7	11	1	0	9%	10
EARU Max	18	3	19	0	0	0%	19
ECCCC	0	0	0	0	0	0%	0
Ester	0	1	0	0	0	0%	0
Grimes	14	8	8	0	0	0%	8
Hawkins	2	0	1	0	0	0%	1
McPherson	10	6	3	1	0	33%	2
MCWRC	0	0	0	0	0	0%	0
MSU	9	4	8	0	0	0%	8
NECCC	2	0	0	0	0	0%	0
North Central	3	1	3	0	0	0%	3
NWAWRC	0	0	0	0	0	0%	0
Omega Supervision	0	0	0	0	0	0%	0
Ouachita	6	5	1	0	0	0%	1
Phillips County	0	0	0	0	0	0%	0
Pine Bluff	1	0	1	0	0	0%	1
Randall L. Williams	0	0	0	0	0	0%	0
SNH	0	1	0	0	0	0%	0
SNU	0	0	2	0	0	0%	2
SNN	0	0	0	0	0	0%	0
SWCCC	0	0	0	0	0	0%	0
TRCC	0	0	0	0	0	0%	0
Tucker	4	3	0	0	0	0%	0
Varner	6	0	3	0	0	0%	3
Varner Super Max	17	6	11	0	0	0%	11
White River	0	0	0	0	0	0%	0
WRU	4	3	1	0	0	0%	1
WHM	0	0	0	0	0	0%	0
WWR	0	0	0	0	0	0%	0
Total	123	54	80	2	0	3%	78

CHAPLAINCY

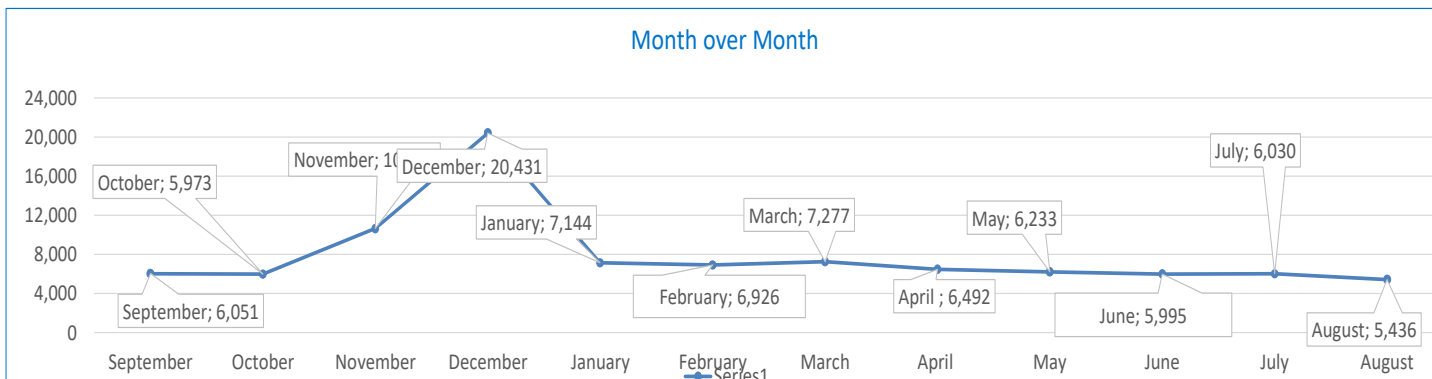
Month: July Year: 2025	CUMMINS	DELTA REGIONAL	EAST ARKANSAS	EAST AR MAX	ESTER	GRIMES	HAWKINS	LB NORRIS	MCPHERSON	NORTH CENTRAL	OJACHITA RIVER	PINE BLUFF	RANDALL L. WILLIAMS	TUCKER	VARNER	VARNER MAX	WRIGHTSVILLE	TOTAL
Services Chaplains Oversaw																		
Christian																		
Population	6	3	30	0	2	12	5	4	7	1	4	7	5	3	14	0	1	104
Segregation	0	0	0	0	0	0	0	4	0	0	0	0	0	0	0	0	0	4
Muslim																		
Population	4	4	4	0	4	4	4	3	4	5	4	4	4	4	4	0	3	59
Segregation	0	0	0	0	0	0	0	0	0	0	0	0	0	0	0	0	0	0
167																		
Volunteers in Charge																		
Protestant	20	2	0	0	18	6	3	16	10	10	11	6	17	11	0	0	8	138
Catholic	1	0	0	0	1	4	2	0	2	5	5	0	1	0	4	0	3	28
Muslim	1	4	0	0	0	0	0	2	4	0	0	4	0	0	0	0	1	16
Other	0	0	0	0	0	5	0	2	5	0	9	0	0	0	6	0	0	27
Baptism	18	0	0	0	0	0	0	6	0	2	2	0	4	4	0	0	0	36
Marriages																		
	0	0	0	0	0	0	0	0	0	0	0	0	0	0	0	0	0	0
Distributed by Chaplains																		
Greeting Cards	6	17	0	0	0	69	0	26	0	21	102	8	8	125	48	242	0	672
Bibles, Quran, Torah, Etc.	30	4	10	34	26	22	5	7	31	77	375	26	26	10	37	77	13	810
Study Course	240	24	0	0	118	0	0	0	31	0	91	3	2	67	56	19	0	651
Writing Supplies	60	0	0	0	295	109	10	37	108	0	317	0	0	10	0	0	0	946
Literature	2,000	110	1,338	65	836	138	214	19	124	634	245	230	80	256	645	427	220	7,581
Chaplain's Visits																		
Barracks	10	10	19	12	48	171	12	40	123	50	581	32	110	109	148	12	17	1,504
Approximate Hours Spent in Barracks	2	5	2	3	12	74	1	26	37	19	123	5	24	27	37	4	11	412
Inmate Office visits	41	115	28	0	5	90	10	23	105	20	5	15	14	295	56	0	15	837
Other Office visits	25	110	7	2	8	33	9	9	0	0	62	50	30	44	34	0	5	428
Hospital	1	0	0	0	0	0	0	0	0	1	23	0	0	0	0	0	4	29
Infirmary/Sick Call	3	0	6	0	4	9	4	2	4	5	15	9	9	3	5	5	4	87
Restrictive/Punitive Housing	6	5	0	0	3	8	4	4	4	5	14	6	6	13	5	5	0	88
PC - DRU		5																5
Visitation Days	0	0	0	0	0	0	0	0	0	0	0	0	0	0	0	0	0	0
Volunteer Visits																		
RCV	0	0	0	0	0	5	10	2	5	10	0	3	7	2	0	0	0	44
OCV	8	9	29	0	14	6	30	39	48	21	46	0	0	26	10	0	0	286
Spiritual Advisor	0	0	0	0	0	0	0	0	0	0	0	0	0	0	0	0	0	0
CRA	51	1	45	0	37	20	37	63	61	104	77	6	21	102	35	13	33	706
Religious Volunteer Hours																		
Volunteer Hours	138	22	156	0	105	175	77	241	301	611	538	21	51	326	111	23	66	2,962
Denominational/Volunteer Chaplain Hours	30	1	0	0	25	0	0	57	0	33	39	51	0	66	19	2	30	353
3,315																		
Other Activities of Chaplain																		
Counseled Employees	25	22	18	0	6	4	1	5	2	0	11	15	4	15	94	0	2	224
Orientation Sessions	5	0	1	0	0	0	0	1	0	5	0	0	0	0	0	0	0	12
Free World Devotions	0	0	9	0	6	0	0	0	0	2	10	0	0	2	18	0	0	47
Spoke in Churches	0	0	9	0	0	0	0	0	0	1	12	2	3	4	18	0	0	49
Crisis Intervention Sessions	1	0	6	0	0	5	5	2	3	0	146	0	0	7	5	3	6	189
Marriage Counseling	0	2	2	0	0	0	0	0	0	4	0	1	1	0	0	0	0	10
Denominational Meeting	0	0	3	0	2	0	0	0	0	0	0	0	6	0	0	0	0	11
Chaplain's Meeting	2	1	2	0	1	1	1	2	1	2	1	1	1	1	5	0	1	23
Volunteer Training Session	0	1	0	0	1	0	0	6	1	1	0	0	1	2	0	0	0	13
Chaplain Transfers																		
	0	5	0	0	0	0	0	0	0	0	0	0	0	0	0	0	0	5
Chaplain Promotions																		
	0	0	0	0	0	0	0	0	0	0	0	0	0	0	0	0	0	0
PAL PROGRAM																		
Enrolled at start of month	60	24	53	0	57	50	0	23	55	70	40	0	0	60	48	0	25	565
Enrolled during the month	9	7	1	0	0	10	0	2	1	10	4	0	0	6	5	0	1	56
Removed From PAL Program																		
# Paroled	2	2	0	0	0	1	0	0	1	1	1	0	0	0	1	0	0	9
# Completed	4	2	0	0	0	4	0	2	1	0	1	0	0	2	3	0	2	21
# Withdrew	3	0	0	0	0	0	0	0	7	2	0	0	0	0	0	0	0	12
# Removed	0	1	0	0	1	5	0	0	1	4	3	0	0	0	1	0	0	16
# Transferred	0	2	0	0	1	2	0	0	0	3	1	0	0	3	1	0	0	13
Total Removed from PAL Program	9	7	0	0	2	12	0	2	10	10	6	0	0	5	6	0	2	71
Total Enrolled at the End of the Month	60	24	54	0	55	48	0	23	46	70	38	0	0	61	47	0	24	550
Volunteers In PAL																		
	13	2	9	0	7	19	0	12	46	16	8	0	0	6	0	0	7	145
Special Events:																		
	0	0	0	0	0	0	0	4	1	1	0	1	0	0	1	0	1	9

SECURUS VIDEO VISITATION REPORT AUGUST 2025

AR-DOC SVV Activity Tracker

Total ADP **18,373**

Total Visits by Month	September	October	November	December	January	February	March	April	May	June	July	August
Total (Includes SuperMax)	6,051	5,973	10,651	20,431	7,144	6,926	7,277	6,492	6,233	5,995	6,030	5,436
Target Objective	15,587	15,587	15,587	15,587	15,587	15,587	15,587	15,587	15,587	15,587	15,587	15,587



Completed Visits

Site	Current Month	Previous Month
Benton	91	100
Cummins	379	390
Delta Regional	273	367
East Arkansas Regional	430	445
Ester	356	399
Grimes	523	587
J Aaron Hawkins Sr.	151	129
Tucker Max	154	202
Mcperson	426	453
Mississippi County WRC	68	58
North Central	313	501
NW Arkansas WRC	38	35
Ouachita River	412	534
Pine Bluff Re-Entry	56	41
Pine Bluff Complex	95	118
Randall L Williams	102	113
State Police Barracks	28	33
Texarkana Regional	57	67
Tucker Unit	497	447
Varner	697	753
Wrightsville Unit	290	258
Tucker Re-entry	0	0
Total:	5436	6030

25-Aug 25-Jul

Missed by Inmate

Site	Current Month	Previous Month
Benton	5	0
Cummins	22	15
Delta Regional	6	6
East Arkansas Regional	27	17
Ester	12	9
Grimes	24	11
J Aaron Hawkins Sr.		3
Tucker Max	4	8
Mcperson	19	6
Mississippi County WRC	3	7
North Central	29	12
NW Arkansas WRC	1	1
Ouachita River	93	14
Pine Bluff Re-Entry	4	1
Pine Bluff Complex	0	4
Randall L Williams	1	5
State Police Barracks	6	0
Texarkana Regional	2	2
Tucker Unit	21	6
Varner	17	18
Wrightsville Unit	9	1
Tucker Re-entry	2	0
Total:	307	146

25-Aug 25-Jul

**SECURUS TABLET REPORT
AUGUST 2025**

Contract ID	Site ID	Agency Name	Personal Tablets (All)	\$0	\$5	Community / Inventory	Officer	Total
I-003320	9322	AR DOC - BENTON UNIT	332	75	257	69	8	409
I-003320	9323	AR DOC - CUMMINS UNIT	1,948	1,577	371	554	17	2,519
I-003320	9324	AR DOC - DELTA REGIONAL UNIT	619	438	181	130	19	768
I-003320	9325	AR DOC - EAST ARKANSAS REGIONAL UNIT	1,592	1,236	356	632	10	2,234
I-003320	7981	AR DOC - ESTER UNIT	707	485	222	245	20	972
I-003320	9326	AR DOC - GRIMES UNIT	1,096	749	347	635	14	1,745
I-003320	9340	AR DOC - J AARON HAWKINS SR CENTER FOR W	450	317	133	196	19	665
I-003320	9328	AR DOC - MCPHERSON UNIT	1,260	822	438	831	40	2,131
I-003320	9329	AR DOC - MISSISSIPPI COUNTY WORK RELEASE	187	42	145	122	9	318
I-003320	9330	AR DOC - NORTH CENTRAL UNIT	928	637	291	113	10	1,051
I-003320	9331	AR DOC - NW ARKANSAS WORK RELEASE CENTER	108	20	88	20	8	136
I-003320	9332	AR DOC - OUACHITA RIVER UNIT	1,736	1,189	547	1,479	51	3,266
I-003320	7715	AR DOC - PINE BLUFF RE-ENTRY CENTER	56	5	51	23	0	79
I-003320	9333	AR DOC - PINE BLUFF UNIT	544	391	153	74	9	627
I-003320	9334	AR DOC - RANDALL L WILLIAMS FACILITY	529	363	166	157	15	701
I-003320	9097	AR DOC - STATE POLICE BARRACKS	58	40	18	6	3	67
I-003320	9335	AR DOC - TEXARKANA REGION CORRECTION CEN	132	41	91	82	15	229
I-003320	9327	AR DOC - TUCKER MAXIMUM SECURITY UNIT	523	397	126	197	14	734
I-003320	7806	AR DOC - TUCKER RE-ENTRY CENTER	117	37	80	51	2	170
I-003320	9336	AR DOC - TUCKER UNIT	1,022	733	289	237	15	1,274
I-003320	9337	AR DOC - VARNER UNIT	1,671	1,284	387	458	21	2,150
I-003320	7133	AR DOC - WRIGHTSVILLE SATELLITE UNIT	0	0	0	0	2	2
I-003320	9338	AR DOC - WRIGHTSVILLE UNIT	835	593	242	503	18	1356
			16,450	11,471	4,979	6,814	339	23,603