



# DIVISION OF CORRECTION BOARD REPORT

October 2025

Dexter Payne  
Director



## POPULATION REPORT

### RESEARCH/PLANNING

**September 2025 Admissions and Releases** – Admissions for September 2025 totaled **358** (307-males and 51-females) while releases totaled 371 (331-males and 40 females) for a net decrease of 13 inmates.

**Inmate Population Growth/Projection** – At the end of September 2025, the jurisdictional population for the Division of Correction totaled **18,945**, representing an increase of **101** inmates since the first of January 2025. At reporting time, calendar year 2025 has seen an increase of **11** inmates per month, which is down from an average monthly increase of **28** inmates per month during calendar year 2024.

**Average County Jail Backup** – The backup in the county jails averaged 1,740 inmates per day during the month of September 2025, which was up from the per-day average of **1,675** inmates during the month of August 2025. Of the **1,740** average, short-term revocations averaged **171** during the month of September 2025.

### House Bill 1530/Restrictive Housing (RH) ~ July thru September 2025

There was a 17.9% increase in overall RH assignments the 3rd Quarter of 2025 compared to the 2nd Quarter of 2025

There was a 14.2% increase in the number of guilty major disciplinarys this Quarter compared to the 2nd Quarter of 2025

There was a small increase in the number of inmates assigned to RH who are fifty-five & older, and those with SMI diagnosis

There was a scant increase in the number of inmates assigned to RH for Protective Custody

There was a scanty decrease in the number of inmates assigned to RH who are twenty-one and younger

One suicides and thirty-one attempted suicides this Quarter of those assigned to RH

The number of deaths increased from six to nine this Quarter of those who were assigned to RH

## INSTITUTIONS

### INMATE INSTITUTIONAL GRIEVANCES

**Inmate Formal/Informal Grievances:** During September, a total of 1,309 formal grievances and 1,639 informal grievances were filed at various ADC Facilities.

**Institutional Grievances Appeals:** There was a total of 421 appeals of institutional grievances received in September. Of those, 298 were acknowledged and 123 were rejected for various reasons. Of the total, 259 appeals answered, 259 had no merit and 0 had merit.

**Resident Formal/Informal Grievances:** During September, a total of 47 formal grievances and 249 informal grievances were filed at various Residential Centers.

**Institutional Grievances Appeals:** There was 0 appeals of institutional grievances received in September. Of those, 0 was acknowledged and 0 were rejected for various reasons.

### FARM DIVISION

**Row Crop Division** - Harvest for rice and corn have been completed at all farms, soybeans are the only commodity left to harvest. Fall gardens have stated with limited acres planted due to drought conditions.

**Beef-herd/hay Division-** Hay production has continued as well as rotational grazing to stretch the existing grass for as long as they can.

**Dairy Division-** Milk production is staying steady.

**Poultry Division-** Egg production is staying steady.

**Events-** We hosted the NAIA Conference this year. We toured the Wrightville and Cummins farm locations. There were 14 states represented, with 122 in attendance.

**REGIONAL MAINTENANCE HOURS**

Regional Maintenance Hours	September 2025
Benton Unit	5,834
Delta Regional Unit	3,506
Cental AR Correctional Center	5,552
East Arkansas Regional Unit	2,496
East Central Arkansas CC	529
Grimes Unit	2,704
McPherson Unit	2,160
Mississippi County Work Release	2,240
North Central Unit	5,932
Ouachita River Correctional Unit	4,176
Randall L. Williams Unit	1,720
Southwest Arkansas CC	301
Texarkana Regional Corr. Ctr.	2,400
Tucker Unit	4,181
Varner Unit	3,768
Wrightsville Unit	3,554
<b>TOTAL HOURS</b>	<b>51,053</b>

**WORK RELEASE RENT REPORT**

Unit	September 2025
Benton Unit	\$151,338.00
Mississippi County Work Release	\$102,916.00
Northwest Arkansas Work Release	\$66,627.00
Pine Bluff Work Release	\$32,252.00
Tucker Work Release	\$51,546.00
Texarkana Regional Correctional Center	\$88,154.00
<b>TOTAL</b>	<b>\$492,833.00</b>

**REENTRY**

**PROGRAMS - September 2025**

Program Name	Beginning Count	Admitted	Removed	Graduated	End Count	Volunteer Hours
Juvenile Program* (RLW)	10	3	0	0	13	0
Release (Ester)	20	0	8	0	12	3
Veterans Program (Ester)	17	3	5	0	15	3
Release (Delta)	9	1	3	0	7	8.25
<b>TOTAL</b>	<b>56</b>	<b>7</b>	<b>16</b>	<b>0</b>	<b>47</b>	<b>14.25</b>

\*Juveniles are transferred from the program once they reach the age of 18.

**WORKFORCE ALLIANCE FOR GROWTH IN THE ECONOMY (WAGE)**

September 2025 Capacity: 120 Unit:	Participants	Status
Delta	8	Active
Ester	0	Not Active
Hawkins	2	Active
McPherson	8	Active
North Central	0	Not Active
Ouachita River	7	Active
Tucker	15	Active
Wrightsville	6	Active
<b>TOTAL</b>	<b>46</b>	

**WRIGHTSVILLE-HAWKINS PATHWAY TO FREEDOM PROGRAM**

September 2025 Capacity: 200	Beginning Count	Enrolled During the Month	Removed	End Count*
Wrightsville-Hawkins PTF	200	18	18	200

**ADVANCED PRINCIPLES AND APPLICATIONS FOR LIFE PROGRAM (APAL)**

September 2025 Capacity: 86	Beginning Count	Admissions During Mo.	Removed*	End Count
Ester	26	0	0	26
McPherson	20	7	3	24
<b>TOTAL</b>	<b>46</b>	<b>7</b>	<b>3</b>	<b>50</b>

Advanced PAL is an 18-month reentry program that combines a pre-release curriculum with the PAL program.

\*The "Removed" column indicates the number of participants who paroled, completed the program, withdrew from the program, transferred, or were removed from the program for another reason.

**THINK LEGACY**

September 2025 Capacity: 324					
Unit	Beginning Count	Admitted	Graduated	Removed*	End Count
Cummins	22	0	0	5	17
Delta Regional	19	0	0	3	16
East Arkansas Regional	26	0	0	2	24
McPherson	45	0	0	3	42
North Central	27	0	0	3	24
Ouachita River	26	0	0	7	19
Tucker	17	0	0	0	17
<b>TOTAL</b>	<b>182</b>	<b>0</b>	<b>0</b>	<b>23</b>	<b>159</b>

THINK LEGACY VOLUNTEER HOURS = 4.5

\*The "Removed" column indicates the total number of participants who paroled, signed out, transferred, or were removed from the program for any other reason and are no longer in the barracks.

**COLLEGE REPORT  
September 2025**

COLLEGE PROGRAM LOCATIONS	Beginning Count	Admissions During Mo.	Removed During Mo.	End Count	Staff Enrolled
<b>Arkansas State University</b>					
Grimes Unit	21	0	2	19	0
McPherson Unit	69	0	1	68	0
<b>Ashland University</b>					
North Central Unit	1	0	0	1	0
<b>Mid-America Seminary College</b>					
Varner Unit	36	0	0	36	0
<b>Philander Smith College</b>					
East Arkansas Regional Unit	35	9	8	36	0
Tucker Unit	21	0	0	21	0
<b>Southeast Arkansas College</b>					
Cummins Unit	50	0	4	46	0
Delta Unit	36	0	0	36	0
Varner Unit	52	0	0	52	0
<b>Shorter College</b>					
Hawkins Unit	7	1	4	4	0
Ouachita River Unit	24	0	2	22	0
Pine Bluff Complex	71	38	35	74	0
Texarkana Regional	3	0	1	2	0
Wrightsville Unit	34	0	7	27	0
<b>TOTAL</b>	<b>460</b>	<b>48</b>	<b>64</b>	<b>44</b>	<b>0</b>

**TREATMENT:  
PROGRAM SUMMARY**

A total of 1,092 residents have agreed to participate in Medication-Assisted Treatment (MAT) since the program started in 2018 with a total of 639 discharged with follow up in the community in progress and a total of 211 have completed the program.

Partnerships are in effect with 88 community providers to continue MAT upon release from an ACC center.

In September, there were 0 active participants in the Telehealth program implemented in January 2023.

**General Treatment Program Summary**

(Non-Drug Court):	Number of Participants
Substance Use Disorder Treatment	3,060
Continuing Care	129
Domestic Violence Prevention	16
Anger Management	108
Tobacco Use Treatment	0

**Ongoing Projects**

Treatment supervisors reported combined 185 hours of direct clinical supervision with Treatment staff in 27 Community Correction locations.

**TRAINING**

**DIVISION OF CORRECTION**

**TRAINING - September 2025**

**BASIC TRAINING DIVISION –**

**BCOT Class 2025-K**, led by Instructor Wiley & Instructor Baker, graduated on September 19th with a total of 87 cadets.

**Willis H. Sargent Award:** Dominique Judge - Pine Bluff Unit

**IN-SERVICE DIVISION –**

There were four (4) in-service classes held by the Training Academy during the month, with a total of 1,585 training hours.

**eCADEMY –**

During September, 645 ADC employees completed a total of 6,260.65 hours of eCADEMY training.

**ACCREDITATION**

**ACA Internal Audits Completed:**

9/15/25-9/17/25: Wrightsville Re-Accreditation  
9/18/25-9/19/25: Benton Work Release Re-Accreditation

**Classes Taught:**

9/25/25: Leadership Development II

**Fire/Safety and Sanitation Audits Completed:**

9/9/25-9/10/25: ECACC  
9/12/25: Benton Work Release  
9/12/25: Wrightsville Walk Through  
9/25/25: Tucker Unit  
9/30/25: Tucker Unit

## HEALTH/CORRECTIONAL PROGRAMS

### CHAPLAINCY SERVICES AND COMMUNITY SPEAKING

**Cummins Unit**

Rock of Ages 3 day Revival ,9 Volunteers, 600 inmates participated  
 Christian motorcycle Association 2 day event, 9 Vounteers, 1,000 inmate participated

**Pine Bluff Unit**

Kairos Instructional, 9 Volunteers

**Tucker Unit**

Victory Bible Institute, 1 Volunteer, 34 inmates participated

### VOLUNTEER SERVICES - September 2025

Program Name	Hours
Release (Ester)	11.25
Veteran (Ester)	3
NTI (NWARC)	21
Yoga (Varner)	0
<b>Total</b>	<b>35.25</b>

## MENTAL HEALTH SERVICES

### Reduction of Sexual Victimization Program (RSVP) and Sex Offender Treatment Programs (SOFT):

September 2025	Capacity	Beginning Count	Completed	Removed	Admissions	End Count
RSVP	236	236	64	3	0	234
SOFT	15	6	0	1	1	6
<b>Total</b>	<b>251</b>	<b>242</b>	<b>0</b>	<b>68</b>	<b>69</b>	<b>242</b>

There are 1,006 males on the waiting list for RSVP and 19 females on the waiting list for SOFT who are within five years of their TE date. Of those, five (5) inmates are mandated by the Post Prison Transfer Board.

The average time on the waiting list from request is between one and two months for those stipulated.

\*The total on the waiting list, including those not currently within the identified timeframe, is 1,998 males and zero females. Of these, 1,006 are eligible and 992 are ineligible for the program. There is one (1) PREA inmate in the program at this time.

**\*Ineligibility is due to being in restrictive housing, having class IV status, or receiving a major disciplinary within the last 60 days.**

### Substance User Rehabilitation Services (SURS):

September 2025 Unit	Capacity	Beginning Count	Completed	Removed	Admissions	End Count
Benton	20	19	5	0	5	19
Cummins	45	44	14	2	16	44
Grimes	50	50	5	2	7	50
Larry B. Norris	4	0	0	0	0	0
McPherson	150	148	18	4	22	148
Randall L. Williams	150	137	9	17	35	146
Tucker	62	59	4	4	9	60
Wrightsville	150	140	19	12	27	136
<b>Total</b>	<b>681</b>	<b>613</b>	<b>77</b>	<b>43</b>	<b>127</b>	<b>620</b>

For SURS, there are 2,917 males and 400 females on the waiting list who are within five years of their release date. Of those, 119 are mandated by the Post Prison Transfer Board. The average time on the waiting list from request is 14.5 days.

\*The total on the waiting list, including those not currently within the identified timeframe, is 4,205 males and 543 females. Of these, 3,317 are eligible and 1,431 are ineligible for the program.

**\*Ineligibility is due to being in restrictive housing, having class IV status, or receiving a major disciplinary within the last 60 days.**

**MENTAL HEALTH SERVICES, *continued***

**Ouachita River Correctional Unit (ORCU) Residential Program Unit (RPU):**

The RPU had three (3) admission and two (2) discharges in September for an end-of-month count of 95.

**McPherson Unit Mental Health Residential Program Unit (RPU):**

There were two (2) admissions and five (5) discharges in September for an end-of-month count of 19.

**Habilitation Program:**

The Habilitation Program at the Ouachita River Correctional Unit provided treatment services to 41 inmates in September. There was one (1) admission and zero (0) discharges, which resulted in an end-of-month count of 41.

**Suicide:**

There were 134 suicidal threats in September. There were twelve (12) attempts, one (1) of which resulted in death.

**Self-Study Classes:**

Classes	Number of Participants	Number Completed	Waiting List
Anger Management	207	194	1,167
Thinking Errors	127	180	897
Substance Abuse Education	181	203	730
Communication Skills	116	95	618
Domestic Violence	138	125	210
Victims of Domestic Violence	22	22	231
Stress Management	95	74	714
Parenting	107	118	379

**Outpatient:**

There were 2,581 inmates on the mental health medical log at the beginning of September. Mental Health staff conducted the following contacts during the month:

Case Management Contacts	2,143
Requests for Interviews	2,167
Testing	0
Intakes	278
Unit Requests	4,697
Pre-Lockup Reviews	721
Routine Restrictive Housing Reviews	1,448
Restrictive Housing Rounds	10,032
PREA Evaluations	685
Routine Follow-up	930
834 Requests	121

**County Mental Health Requests:**

During September, there were 324 requests received of a mental health nature. Of those, zero (0) inmates were fast-tracked to ADC.

**County Medical Health Requests:**

During September, there were 884 requests received of a medical nature. A total of thirteen (13) inmates were fast-tracked to ADC.

**Medical Contract Reimbursements:**

Sanction reimbursements for ADC in September amounted to \$184,150.00.

**Deaths:**

There were ten (10) inmate deaths during the month of September. Four (4) were claimed, six (6) were cremated and claimed. There was zero (0) not claimed .

**Wellpath:**

See attachment for Wellpath’s report regarding outside beds and emergency room visits.

**Medical Grievances:**

In September, there were 88 appeals of medical grievances received and 118 appeals were answered. Three (3) were found to be with merit and two (2) with merit but resolved.

**PAWS IN PRISON**

September 2025 Unit	Enrolled	Graduated	Foster	Volunteer Hours
Larry B. Norris Unit	6	2	0	2
North Central Unit	4	2	0	0
Ouachita River Correctional Unit	6	4	1	0
Randall L. Williams Unit	3	3	0	10
Tucker Unit	8	5	1	2
<b>Total</b>	<b>27</b>	<b>16</b>	<b>2</b>	<b>14</b>

**Completed Paws in Prison Training:**

September 2025 Program Graduates	16
YTD Program Graduates	124
Total Graduates Since Inception (Dec 2011)	2681
Dogs Currently in Foster (Graduated, but Not Adopted)	2
September 2025 Volunteer Hours	14
YTD Volunteer Hours	92

**AGENCY HIGHLIGHT**

**SEPTEMBER 2025 PROMOTIONS**

Some of the security promotions during the month of September included:

**Benton Unit**

- Corporal Alexis T. Gooley

**CACAA**

- Corporal Tianna K. Stubbs-Hervey
- Corporal Islay G. Morales

**Cummins Unit**

- Sgt Ceante D. McJoy

**Delta Regional Unit**

- LT. Kyron R. Mothershed

**Ouachita River Unit**

- Sgt. Dakota S. Trejo
- Sgt. Nicholas C. Black
- Sgt. Deyshundea S. Crew
- Sgt. Tomeka L. Davenport

**McPherson Unit**

- Sgt. Lynn M. Blake
- LT. Juan Mendez

**Omega**

- Corporal Nathan L. Driggs
- Sgt. Nikita L. Raino
- LT. Domnetrice S. Miller

**Phillips County**

- Sgt. Karen J. Roddy

**Pine Bluff Unit**

- LT. Aubrey K. Walker

**SWACC**

- Sgt. Darrin P. Charpentier
- Corporal Thorne A. Bertrand
- Corporal Kyle M. James

**TRCC**

- Corporal Tristan M. Hill
- Corporal Michael J. Bratcher

**Tucker Unit**

- Sgt. Katelyn D. Corbin

**White River CC**

- Corporal Roland K. Powell III
- Corporal Jennisfer Cruz

**BCOT 2025-CD (CUMMINS)**

**\*\*NOTE:** We have updated the names on the video\*\*

Join the #ARDOCFamily in congratulating the recent graduates of the Cummins Unit Satellite Basic Correctional Officers Training Academy Class BCOT 2025-CD.

**NEW DIGITAL MAIL SYSTEM**

REMINDER: The Arkansas Division of Correction (ADC) is committed to maintaining a safe and secure environment for both our incarcerated population and staff. As part of this commitment, we will be implementing a new Digital Mail System for processing correspondence sent through U.S. Mail Monday, September 15, 2025.

Learn more at <https://doc.arkansas.gov/correction/inmates/mail-and-money>.

**BCOT 2025-J (TRAINING ACADEMY)**

The #ARDOCFamily would like to congratulate the recent graduates of the Basic Correctional Officers Training Academy Class 2025-J!

**MCWR AWARDS**

Recently, members of the #ARDOCFamily gathered to celebrate the team at the Mississippi County Work Release Center for the center's Career Service Awards.

**WRIGHTSVILLE ACA**

Please join the #ARDOCFamily in congratulating Superintendent Moses Jackson and the staff at the Wrightsville Complex on their American Correctional Association Reaccreditation Audit.

The Scores for the Wrightsville Complex are:

- 100% on Mandatory Standards and Best Practices
- 99.6% on Non-Mandatory Standards and Best Practices

The auditors complemented the staff on the cleanliness of the facility and the manicured grounds. The auditors asked staff many questions during the audit, and staff were always able to answer. The staff did an amazing job preparing for the audit, and the scores support that. Thank you to everyone who came from other facilities to assist with the audit. Great Job Wrightsville!!!

**BCOT 2025-NE (NEWPORT)**

Join the #ARDOCFamily in congratulating the recent graduates of the Basic Correctional Officers Newport Satellite Training Academy Class 2025-NE!

**BENTON ACA**

Please join the #ARDOCFamily in congratulating Deputy Warden Randy Straughn and the outstanding staff at the Benton Unit on their recent American Correctional Association reaccreditation audit.

These are the scores of the Audit:

- 100% on Mandatory Standards and Beat Practices
- 100% on Non Mandatory Standards and Best Practices

The auditors applauded the cleanliness of the facility even though it's "seasoned" or older. They said the audit was simple because staff were prepared. Great job Benton Unit!!!

**GRIMES AWARDS**

Members of the #ARDOCFamily, including retired ADC Deputy Director Marvin Evans, gathered for the Grimes Unit Annual Career Service Awards.

**EARU AWARDS**

Recently, members of the #ARDOCFamily gathered for a 'Midnight in Harlem' themed ceremony at the East Arkansas Regional Unit. During the ceremony they honored the 'Brickyard' team and celebrated their accomplishments over the past year.

**BCOT 2025-K (TRAINING ACADEMY)**

Join the #ARDOCFamily in congratulating the recent graduates of the Basic Correctional Officer Training Academy Class 2025-K!

**TRCC AWARDS**

Last week, members of the #ARDOCFamily gathered to celebrate the team at the Texarkana Regional Correctional Center for this year's Career Service Awards.


**CHALLENGE COIN - SGT. MENDEZ**

ADC Director Dexter Payne presented a Challenge Coin to Sgt. Juan Mendez of the McPherson Unit for his outstanding work that prevented staff and visitors from being put in harms way. During the checkpoint process, a visitor had a weapon and drug paraphernalia in the vehicle's console. Sgt. Mendez's quick action, resulted in the removal of the weapon from the visitors reach. Law enforcement was contacted, and the visitor was taken into custody.

## REGIONAL MAINTENANCE PROJECT HIGHLIGHTS

SEPTEMBER 2025

**Newport Community Garden Project :**  
McPherson Unit Regional Maintenance



**Clean up for the City of White Hall :**  
Pine Bluff Unit Regional Maintenance



**Clean up at Garfield Institute of Music in Jacksonville:**  
Wrightsville Regional Maintenance



## RESIDENTIAL CENTERS STATISTICS AT A GLANCE - SEPTEMBER 2025

**Resident Admissions:**

CAC: 0  
 ECAC: 130  
 NEAC: 32  
 OMEGA: 28  
 SWAC: 127

**Resident Releases:**

CAC: 18  
 ECAC: 104  
 NEAC: 49  
 OMEGA: 38  
 SWAC: 94

**Affordable Healthcare****Enrollment:**

CAC: 15  
 ECAC: 94  
 NEAC: 0  
 OMEGA: 36  
 SWAC: 85

**Wage Class Enrollment:**

CAC: 9  
 ECAC: 0  
 OMEGA: 19  
 SWAC: 0

**Shorter College Enrollment:**

CAC: 25  
 ECAC: 39  
 NEAC: 0  
 SWAC: 81

**Henderson State University****Enrollment:**

OMEGA: 56  
 SWAC: 146

**Successful Completions:**

CAC: 17  
 ECAC: 58  
 NEAC: 43  
 OMEGA: 38  
 SWAC: 46

**Exodus Enrollment:**

CAC: 25  
 ECAC: 20

**DASEP:**

CAC: 8  
 ECAC: 15  
 NEAC: 11  
 OMEGA: 0  
 SWAC: 1

**Good Grid Enrollment**

CAC: 21  
 ECAC: 13  
 NEAC: 44  
 OMEGA: 24  
 SWAC: 25

**Photo IDs Issued:**

CAC: 8  
 ECAC: 14  
 NEAC: 1  
 OMEGA: 0  
 SWAC: 15

**Drivers Licenses Obtained:**

CAC: 7  
 ECAC: 1  
 NEAC: 1  
 OMEGA: 0  
 SWAC: 3

**Brith Certificates:**

ECAC: 1  
 NEAC: 0  
 SWAC: 0

**MAT Participants:**

CAC: 24  
 ECAC: 76  
 SWAC: 7

**MAT Discharged:**

CAC: 0  
 ECAC: 1  
 SWAC: 0

**Reformers Anonymous:**

NEAC: 0

**Life Recovery:**

CAC: 0  
 OMEGA: 46  
 SWAC: 0

**Victim Impact Panel:**

CAC: 8  
 ECAC: 15  
 NEAC: 10  
 OMEGA: 0  
 SWAC: 1

**Accuplacer Testing:**

ECAC: 0  
 NEAC: 0  
 SWAC: 0

**Number of Volunteers:**

CAC: 84  
 ECAC: 24  
 NEAC: 29  
 OMEGA: 19  
 SWAC: 23

**Number of Volunteer Hours:**

CAC: 321  
 ECAC: 210  
 NEAC: 63  
 OMEGA: 149  
 SWAC: 226

**GED Enrollment:**

CAC: 33  
 ECAC: 60  
 NEAC: 28  
 OMEGA: 13  
 SWAC: 94

**GED Completed:**

CAC: 3  
 ECAC: 0  
 NEAC: 1  
 OMEGA: 1  
 SWAC: 1

**AA/NA Attendance:**

CAC: 28  
 ECAC: 472  
 NEAC: 27  
 OMEGA: 87  
 SWAC: 19

**Celebrate Recovery****Attendance:**

CAC: 26  
 NEAC: 34  
 SWAC: 0

**Social Security Cards:**

CAC: 7  
 ECAC: 0  
 NEAC: 0  
 SWAC: 0

**ServSafe:**

CAC: 0  
 ECAC: 0  
 NEAC: 0

**I.C.E.V.:**

ECAC: 0  
 SWAC: 2

2025 INFORMAL GRIEVANCE REPORT

Month	BENTON	CACCC	CU & CMU	DRU	EACCC	EARU & MX	Ester	GRIMES	HAWK/M	HAWK/F	LBNU	MCWR	MCPH	NEACCC	NCU	NWA	OMGEA	ORCU	PBU	RLW	SWACCC	TU	TRCC	VSMX	VU	WRCCC	WRTS	TOTAL
JAN	0	9	106	81	72	152	48	234	11	19	112	0	160	26	95	0	48	123	36	24	20	63	3	166	49	15	68	1,740
FEB	0	6	97	66	40	168	27	222	5	28	69	0	161	16	47	0	40	117	16	27	12	96	1	120	39	16	94	1,530
MAR	1	21	113	68	57	147	33	170	15	26	90	0	246	9	79	0	26	137	23	30	9	74	0	157	32	43	62	1,668
APR	0	13	109	82	52	219	54	183	6	21	76	0	170	15	47	0	26	90	22	39	14	114	0	128	20	12	60	1,572
MAY	0	5	135	45	86	138	51	217	9	4	71	0	144	6	69	0	27	100	31	31	18	60	1	115	45	15	77	1,500
JUN	1	6	83	32	65	140	32	219	28	2	50	0	184	24	73	0	65	83	29	35	28	56	0	199	54	6	79	1,573
JUL	2	13	107	38	61	175	17	231	42	1	84	0	242	57	85	0	87	122	36	41	24	64	1	193	46	5	65	1,839
AUG	0	6	93	85	53	189	29	197	36	1	93	0	273	41	77	0	158	87	32	49	22	77	0	170	132	18	61	1,979
SEPT	0	16	194	59	62	207	37	195	37	6	61	0	250	33	132	0	114	92	26	20	11	90	0	153	21	13	59	1,888
OCT																												0
NOV																												0
DEC																												0
TOTAL	4	95	1,037	556	548	1,535	328	1,868	189	108	706	0	1,830	227	704	0	591	951	251	296	158	694	6	1,401	438	143	625	15,289

2025 FORMAL GRIEVANCE REPORT

2025 FORMAL GRIEVANCE REPORT

Month	BENTON	CACCC	CU & CMU	DRU	EACCC	EARU & MX	Ester	GRIMES	HAWK/M	HAWK/F	LBNU	MCWR	MCPH	NEACCC	NCU	NWA	OMGEA	ORCU	PBU	RLW	SWACCC	TU	TRCC	VSMX	VU	WRCCC	WRTS	TOTAL
JAN	0	2	106	45	0	263	31	127	6	2	108	0	55	2	63	0	31	64	17	13	0	53	3	125	24	0	31	1,171
FEB	0	0	83	39	0	280	18	125	5	15	81	0	67	2	28	0	16	62	11	19	1	73	0	84	16	1	46	1,072
MAR	0	0	101	46	0	255	13	93	5	9	112	0	99	2	52	0	12	67	22	32	1	67	0	102	19	9	27	1,145
APR	0	0	92	50	0	345	45	103	6	15	100	0	120	1	29	0	36	53	21	23	1	87	0	92	11	2	18	1,250
MAY	0	0	96	45	0	288	41	132	3	4	104	1	98	0	40	0	59	58	20	16	1	47	0	95	17	4	29	1,198
JUN	0	1	66	49	0	287	18	127	9	0	86	3	87	1	60	0	59	66	21	27	8	53	0	154	31	1	32	1,246
JUL	0	0	108	34	0	329	12	127	14	1	84	0	145	5	49	0	48	88	34	32	3	59	0	140	19	6	29	1,366
AUG	0	1	69	41	0	332	15	119	17	1	90	0	137	2	39	0	92	57	21	23	1	64	0	132	11	4	20	1,288
SEPT	0	0	146	33	0	292	23	124	12	4	106	0	128	0	111	1	39	66	11	22	0	71	0	121	15	8	23	1,356
OCT																												0
NOV																												0
DEC																												0
TOTAL	0	4	867	382	0	2,671	216	1,077	77	51	871	4	936	15	471	1	392	581	178	207	16	574	3	1,045	163	35	255	11,092

Report includes Pine Bluff Reentry (PBR), Pine Bluff Unit (PBU) and Pine Bluff Work Release (PBW).

## INMATE INSTITUTIONAL GRIEVANCE APPEAL REPORT – SEPTEMBER 2025

	Acknowledged	Rejected	Processed W/O Merit	Processed W/ Merit
Benton Unit	0	0	0	0
Benton Work Release	0	0	0	0
CACCC	0	0	0	0
Cummins Unit	13	15	11	0
Cummins Modular Unit	0	0	0	0
Delta Regional Unit	16	2	17	0
EACCC	0	0	0	0
East Arkansas Regional Unit	21	18	15	0
East Arkansas Regional Max Unit	63	18	56	0
Ester Unit	3	1	2	0
Grimes Unit	43	6	32	0
Larry B. Norris Unit (MAX)	21	6	31	0
Tucker Work Release	0	0	0	0
McPherson Unit	18	14	16	0
McPherson Mental Health Residential Program Unit	0	1	0	0
Mississippi County Work Release Center	0	0	0	0
NEACCC	0	0	0	0
Northwest Arkansas Work Release Center	0	0	0	0
North Central Unit	20	7	16	0
OMEGA	0	0	0	
Ouachita River Correctional Unit	14	3	1	0
ORCU Hospital	0	0	0	0
ORCU New Commitment	0	0	0	0
ORCU Mental Health Residential Program Unit	0	0	0	0
Pine Bluff Unit	2	0	2	0
Pine Bluff Re-Entry	0	0	0	0
Randall L. Williams Correctional Facility	5	6	3	0
SWACCC	0	0	0	0
Texarkana Regional Correctional Center	0	0	0	0
Tucker Unit	21	5	15	0
Varner Super Max	26	15	34	0
Varner Unit	8	4	5	0
WRCCC	0	0	0	0
Wrightsville Unit	3	2	1	0
Hawkins Center	1	0	2	0
Hawkins for Males	0	0	0	0
Hawkins SPU	0	0	0	0
<b>Total</b>	<b>298</b>	<b>123</b>	<b>259</b>	<b>0</b>

## ADMISSIONS AND RELEASES - September 2025

<b><u>Admissions</u></b>	<b><u>Male</u></b>	<b><u>Female</u></b>	<b><u>Total</u></b>
Asian	4	0	4
Black	116	14	130
Caucasian	166	36	202
Hispanic	18	1	19
Native American Indian	1	0	1
Native Hawaiian or Pacific Island	0	0	0
Other	1	0	1
Unknown	1	0	1
<b>Total</b>	<b>307</b>	<b>51</b>	<b>358</b>

<b><u>Releases</u></b>	<b><u>Male</u></b>	<b><u>Female</u></b>	<b><u>Total</u></b>
Asian	2	0	2
Black	135	7	142
Caucasian	176	32	208
Hispanic	15	0	15
Native American Indian	1	1	2
Native Hawaiian or Pacific Island	1	0	1
Other	1	0	1
Unknown	0	0	0
<b>Total</b>	<b>331</b>	<b>40</b>	<b>371</b>

ADC INMATE POPULATION GROWTH 2000-2029 - SEPTEMBER 2025

Mo.	2000	2001	2002	2003	2004	2005	2006	2007	2008	2009	2010	2011	2012	2013	2014	2015	2016	2017	2018	2019	2020	2021	2022	2023	2024	2025
Jan.	11,984	11,908	12,402	13,015	13,105	13,595	13,481	13,839	14,518	14,796	15,334	16,312	15,134	14,815	17,481	18,142	17,785	17,824	18,201	17,958	17,989	16,119	17,154	17,682	18,522	18,673
Feb.	12,169	12,022	12,529	13,054	13,166	13,783	13,633	14,012	14,603	14,883	15,374	16,209	14,990	15,008	17,438	18,082	17,625	17,608	17,998	17,846	18,181	16,120	17,077	17,814	18,612	18,805
March	12,006	12,033	12,299	13,108	13,088	13,418	13,534	13,772	14,580	14,843	15,290	16,095	14,964	14,665	17,395	18,233	17,573	17,666	18,089	17,898	17,860	16,085	16,992	18,075	18,820	18,803
April	12,069	12,167	12,465	13,213	13,323	13,469	13,554	13,851	14,769	14,937	15,570	16,172	15,124	14,850	17,604	18,703	17,815	17,798	18,227	17,977	17,331	16,250	17,059	18,206	18,889	18,756
May	12,109	12,384	12,558	13,463	13,556	13,528	13,711	14,146	14,880	15,146	15,694	16,062	15,132	15,074	17,593	18,693	17,769	17,652	17,945	17,817	16,694	16,476	17,229	18,267	18,863	18,746
June	12,005	12,108	12,439	13,418	13,389	13,251	13,430	13,915	14,700	15,025	15,564	15,554	14,832	14,825	17,340	18,813	17,973	17,963	17,972	17,942	16,552	16,560	17,129	18,213	18,957	18,748
July	12,030	12,190	12,622	13,509	13,528	13,286	13,560	14,082	14,868	15,195	15,807	15,519	14,879	15,379	17,522	18,870	18,130	18,180	18,005	18,002	16,511	16,638	17,109	18,397	18,955	18,804
August	12,087	12,371	12,815	13,565	13,632	13,419	13,646	14,224	15,100	15,385	15,829	15,240	14,675	16,103	17,549	18,806	17,919	18,051	17,751	18,090	16,367	16,655	17,274	18,375	19,038	18,875
September	11,983	12,289	12,774	13,341	13,516	13,237	13,652	14,217	14,850	15,285	16,025	15,172	14,724	16,412	17,605	18,549	18,026	18,179	17,865	17,856	16,215	16,698	17,432	18,380	19,043	18,945
October	12,119	12,348	12,942	13,341	13,584	13,363	13,775	14,349	14,836	15,381	16,311	15,271	14,856	16,993	17,880	18,430	18,127	18,348	17,943	17,947	16,311	16,821	17,480	18,557	19,100	
November	12,094	12,408	13,162	13,408	13,706	13,587	13,913	14,437	15,025	15,340	16,460	15,205	14,625	17,168	17,848	17,981	17,573	17,973	17,666	18,060	16,165	16,982	17,521	18,500	18,987	
December	11,856	12,333	12,845	13,106	13,470	13,338	13,728	14,315	14,716	15,199	16,204	15,062	14,654	17,235	17,874	17,707	17,537	18,078	17,799	17,759	16,094	17,023	17,648	18,503	18,844	
Net Ann. Inc.	29	477	512	261	364	-132	390	587	401	483	1,005	-1,142	-408	2,581	639	-167	-170	541	-279	-40	-1,665	929	625	855	341	101
Avg. Mo. Inc.	2	40	43	22	30	-11	33	49	33	40	84	-95	-34	215	53	-14	-14	45	-23	-3	-139	77	52	71	28	11

Population is total jurisdictional count at end of each month. Population at end of month December 1999 was 11,827.

Average monthly population increased for past fifteen years 2010 - 2024 is 20

Average monthly population increased for past ten years Jan. 2011 - Dec 2024 is 8

Average monthly population decreased for past five years 2020 - 2024 is 18

Projected at Growth of 20 per Month

Mo.	2008	2009	2010	2011	2012	2013	2014	2015	2016	2017	2018	2019	2020	2021	2022	2023	2024	2025	2026	2027	2028	2029
	Actual	Actual	Actual	Actual	Actual	Actual	Actual	Actual	Actual	Actual	Actual	Actual	Actual	Actual	Actual	Actual	Actual	Actual/Proj.	Proj.	Proj.	Proj.	Proj.
January	14,518	14,796	15,334	16,312	15,134	14,815	17,481	18,142	17,785	17,824	18,201	17,958	17,989	16,119	17,154	17,682	18,522	18,673	19,025	19,265	19,505	19,745
February	14,603	14,883	15,374	16,209	14,990	15,008	17,438	18,082	17,625	17,608	17,998	17,846	18,181	16,120	17,077	17,814	18,612	18,805	19,045	19,285	19,525	19,765
March	14,580	14,843	15,290	16,095	14,964	14,665	17,395	18,233	17,573	17,666	18,089	17,898	17,860	16,085	16,992	18,075	18,820	18,803	19,065	19,305	19,545	19,785
April	14,769	14,937	15,570	16,172	15,124	14,850	17,604	18,703	17,815	17,798	18,227	17,977	17,331	16,250	17,059	18,206	18,889	18,756	19,085	19,325	19,565	19,805
May	14,880	15,146	15,694	16,062	15,132	15,074	17,593	18,693	17,769	17,652	17,945	17,817	16,694	16,476	17,229	18,267	18,863	18,746	19,105	19,345	19,585	19,825
June	14,700	15,025	15,564	15,554	14,832	14,825	17,340	18,813	17,973	17,963	17,972	17,942	16,552	16,560	17,129	18,213	18,957	18,748	19,125	19,365	19,605	19,845
July	14,868	15,195	15,807	15,519	14,879	15,379	17,522	18,870	18,130	18,180	18,005	18,002	16,511	16,638	17,109	18,397	18,955	18,804	19,145	19,385	19,625	19,865
August	15,100	15,385	15,829	15,240	14,675	16,103	17,549	18,806	17,919	18,051	17,751	18,090	16,367	16,655	17,274	18,375	19,038	18,875	19,165	19,405	19,645	19,885
September	14,850	15,285	16,025	15,172	14,724	16,412	17,605	18,549	18,026	18,179	17,865	17,856	16,215	16,698	17,432	18,380	19,043	18,945	19,185	19,425	19,665	19,905
October	14,836	15,381	16,311	15,271	14,856	16,993	17,880	18,430	18,127	18,348	17,943	17,947	16,311	16,821	17,480	18,557	19,100	18,965	19,205	19,445	19,685	19,925
November	15,025	15,340	16,460	15,205	14,625	17,168	17,848	17,981	17,573	17,973	17,666	18,060	16,165	16,982	17,521	18,500	18,987	18,985	19,225	19,465	19,705	19,945
December	14,716	15,199	16,204	15,062	14,654	17,235	17,874	17,707	17,537	18,078	17,799	17,759	16,094	17,023	17,648	18,503	18,844	19,005	19,245	19,485	19,725	19,965
Net Ann. Inc.	401	483	1,005	-1,142	-408	2,581	639	-167	-170	541	-279	-40	-1,665	929	625	855	341	161	240	240	240	240
Ave. Mo. Inc.	33	40	84	-95	-34	215	53	-14	-14	45	-23	-3	-139	77	52	71	28	13	20	20	20	20



CENTER POPULATIONS - SEPTEMBER 2025

Location:	In Count	Out To:				Total	Capacity	% Capacity
		ORCU Hosp	Other Hosp	Furlough	Court			
Central AR CCC - Males/Males	142	0	0	0	0	142	150	
<b>Central AR CCC - Males Total</b>	<b>142</b>	<b>0</b>	<b>0</b>	<b>0</b>	<b>0</b>	<b>142</b>	<b>150</b>	<b>94.7%</b>
East Central AR CCC/90 Day PV in CCC Females	1	0	0	0	0	1	0	
East Central AR CCC/Females	368	0	1	0	1	370	422	
East Central AR CCC-Females Drug Treatment/Females	18	0	0	0	0	18	0	
East Central AR CCC Supervision Sanction-Female/90 Day PV in CCC Females	54	0	0	0	0	54	0	
East Central AR CCC Supervision Sanction-Female/Females	35	0	0	0	2	37	88	
<b>East Central AR CCC Total</b>	<b>476</b>	<b>0</b>	<b>1</b>	<b>0</b>	<b>3</b>	<b>480</b>	<b>510</b>	<b>94.1%</b>
NE AR CCC - Drug Treatment/Males	19	0	0	0	0	19	25	
NE AR CCC/Males	230	0	1	0	1	232	215	
<b>NE AR CCC Total</b>	<b>249</b>	<b>0</b>	<b>1</b>	<b>0</b>	<b>1</b>	<b>251</b>	<b>240</b>	<b>104.6%</b>
Omega Supervision Sanction Center/90 Day PV in CCC Males	135	0	0	0	0	135	0	
Omega Supervision Sanction Center/Males	114	0	1	0	6	121	300	
<b>Omega Supervision Sanction Center Total</b>	<b>249</b>	<b>0</b>	<b>1</b>	<b>0</b>	<b>6</b>	<b>256</b>	<b>300</b>	<b>85.3%</b>
Phillips County Detention Center/90 Day PV in CCC Males	62	0	0	0	0	62	0	
Phillips County Detention Center/Males	1	0	0	0	0	1	80	
<b>Phillips County Detention Center Total</b>	<b>63</b>	<b>0</b>	<b>0</b>	<b>0</b>	<b>0</b>	<b>63</b>	<b>80</b>	<b>78.8%</b>
SW AR CCC/Males	493	0	0	0	2	495	510	
SW AR Supervision Sanction Center/Males	82	0	0	0	0	82	100	
<b>SW AR CCC Total</b>	<b>575</b>	<b>0</b>	<b>0</b>	<b>0</b>	<b>2</b>	<b>577</b>	<b>610</b>	<b>94.6%</b>
White River Correctional Center/90 Day PV in CCC Males	156	0	0	0	0	156	0	
White River Correctional Center/Males	0	0	0	0	11	11	173	
<b>White River Correctional Center Total</b>	<b>156</b>	<b>0</b>	<b>0</b>	<b>0</b>	<b>11</b>	<b>167</b>	<b>173</b>	<b>96.5%</b>
<b>In Transit Count:</b>	<b>0</b>							
<b>TOTALS - UNIT COUNT</b>	<b>1,910</b>	<b>0</b>	<b>3</b>	<b>0</b>	<b>23</b>	<b>1,936</b>		
						<b>Male</b>	<b>1,456</b>	<b>1,553</b>
						<b>Female</b>	<b>480</b>	<b>510</b>
						<b>Total</b>	<b>1,936</b>	<b>2,063</b>
								<b>93.8%</b>
								<b>94.1%</b>
								<b>93.8%</b>
<b>County Jail Backup SSP/Females Total</b>	<b>15</b>	<b>0</b>	<b>0</b>	<b>0</b>	<b>0</b>	<b>15</b>		
<b>County Jail Backup SSP/Males Total</b>	<b>61</b>	<b>0</b>	<b>0</b>	<b>0</b>	<b>0</b>	<b>61</b>		
<b>County Jail Backup/Females Total</b>	<b>30</b>	<b>0</b>	<b>0</b>	<b>0</b>	<b>0</b>	<b>30</b>		
<b>County Jail Backup/Males Total</b>	<b>63</b>	<b>0</b>	<b>0</b>	<b>0</b>	<b>0</b>	<b>63</b>		

Location:	In Count	Out To:				Total	Capacity	% Capacity
		ORCU Hosp	Other Hosp	Furlough	Court			
<b>TOTAL - NONAGENCY</b>	<b>169</b>	<b>0</b>	<b>0</b>	<b>0</b>	<b>0</b>	<b>169</b>		
						<b>Male</b>	<b>124</b>	
						<b>Female</b>	<b>45</b>	
						<b>Total</b>	<b>169</b>	
<b>Re-Entry Act 146 Total</b>	<b>208</b>	<b>0</b>	<b>0</b>	<b>0</b>	<b>0</b>	<b>208</b>	<b>204</b>	<b>102.0%</b>
<b>GRAND TOTAL</b>	<b>2,287</b>	<b>0</b>	<b>3</b>	<b>0</b>	<b>23</b>	<b>2,313</b>		

FACILITY POPULATIONS - SEPTEMBER 2025

Location:	In Count	Out To:					Total	Capacity	% Capacity
		ORCU Hosp	Other Hosp	Furlough	Court				
Benton Work Release/Males	333	0	0	0	0	333	325		
<b>Benton Work Release Total</b>	<b>333</b>	<b>0</b>	<b>0</b>	<b>0</b>	<b>0</b>	<b>333</b>	<b>325</b>	<b>102.5%</b>	
Cummins Unit/Males	1,678	0	2	0	6	1,686	1,550		
Cummins Modular Unit/Males	310	0	0	0	0	310	300		
<b>Cummins Unit Total</b>	<b>1,988</b>	<b>0</b>	<b>2</b>	<b>0</b>	<b>6</b>	<b>1,996</b>	<b>1,850</b>	<b>107.9%</b>	
<b>Delta Regional Unit Total</b>	<b>618</b>	<b>0</b>	<b>0</b>	<b>0</b>	<b>3</b>	<b>621</b>	<b>472</b>	<b>131.6%</b>	
East AR Region. Unit/Males	1,100	1	1	0	3	1,105	1,000		
East AR Regional Max Unit/Males	503	1	0	0	1	505	432		
<b>East AR Region. Unit Total</b>	<b>1,603</b>	<b>2</b>	<b>1</b>	<b>0</b>	<b>4</b>	<b>1,610</b>	<b>1,432</b>	<b>112.4%</b>	
<b>Grimes Unit Total</b>	<b>1,094</b>	<b>1</b>	<b>1</b>	<b>0</b>	<b>5</b>	<b>1,101</b>	<b>1,012</b>	<b>108.8%</b>	
McPherson Unit/Females	1,225	0	1	0	5	1,231	1,168		
McPherson MH Residential Prog Unit/Females	37	0	0	0	0	37	40		
<b>McPherson Unit Total</b>	<b>1,262</b>	<b>0</b>	<b>1</b>	<b>0</b>	<b>5</b>	<b>1,268</b>	<b>1,208</b>	<b>105.0%</b>	
Mississippi County W/R/Males	185	0	0	0	0	185	102		
Miss. Co. Regional Maintenance/Males	0	0	0	0	0	0	43		
<b>Mississippi County W/R Total</b>	<b>185</b>	<b>0</b>	<b>0</b>	<b>0</b>	<b>0</b>	<b>185</b>	<b>145</b>	<b>127.6%</b>	
Tucker Work Release/Males	109	0	0	0	0	109	124		
Norris Unit/Males	577	0	0	0	0	577	532		
<b>Norris Unit Total</b>	<b>686</b>	<b>0</b>	<b>0</b>	<b>0</b>	<b>0</b>	<b>686</b>	<b>656</b>	<b>104.6%</b>	
<b>North Central Unit Total</b>	<b>929</b>	<b>0</b>	<b>1</b>	<b>0</b>	<b>4</b>	<b>934</b>	<b>700</b>	<b>133.4%</b>	
<b>NW ARK Work Release Total</b>	<b>108</b>	<b>0</b>	<b>0</b>	<b>0</b>	<b>0</b>	<b>108</b>	<b>100</b>	<b>108.0%</b>	
Ouachita River Correctional Unit/Males	1,449	7	0	0	10	1,466	1,415		
Ouachita River Correction Unit New Commitment/Males	349	0	1	0	5	355	246		
ORCU MH Residential Prog Unit/Males	92	2	0	0	0	94	128		
<b>Ouachita River Correctional Unit Total</b>	<b>1,890</b>	<b>9</b>	<b>1</b>	<b>0</b>	<b>15</b>	<b>1,915</b>	<b>1,789</b>	<b>107.0%</b>	
Ester Unit/Males	698	1	0	0	1	700	579		
Randall L. Williams Cor. Facility/Males	534	0	0	0	0	534	518		
Pine Bluff Unit/Males	553	1	1	0	0	555	520		
PB Unit Work Release/Females	56	0	0	0	0	56	54		
<b>Pine Bluff Complex Total</b>	<b>1,841</b>	<b>2</b>	<b>1</b>	<b>0</b>	<b>1</b>	<b>1,845</b>	<b>1,671</b>	<b>110.4%</b>	
Texarkana Work Release/Males	100	0	0	0	0	100	96		
Texarkana Regional Maintenance/Males	28	0	0	0	0	28	32		
<b>Texarkana Work Release Total</b>	<b>128</b>	<b>0</b>	<b>0</b>	<b>0</b>	<b>0</b>	<b>128</b>	<b>128</b>	<b>100.0%</b>	
Tucker Unit/Males	1,017	1	0	0	3	1,021	982		
<b>Tucker Unit Total</b>	<b>1,017</b>	<b>1</b>	<b>0</b>	<b>0</b>	<b>3</b>	<b>1,021</b>	<b>982</b>	<b>104.0%</b>	
Varner Unit/Males	1,190	0	1	0	5	1,196	1,100		
Varner Super Max/Death Row Males*	23	0	0	0	0	23	0		
Varner Super Max/Males	466	1	1	0	0	468	498		
<b>Varner Unit Total</b>	<b>1,679</b>	<b>1</b>	<b>2</b>	<b>0</b>	<b>5</b>	<b>1,687</b>	<b>1,598</b>	<b>105.6%</b>	
Wrightsville Unit/Males	848	0	0	0	4	852	850		
Wrightsville Hawkins Center/Females	3	0	0	0	0	3	0		
Wrightsville Hawkins Center/Males	246	1	0	0	1	248	200		
Wrightsville Hawkins for Males/Males	200	0	0	0	0	200	200		

Location:	In Count	Out To:					Total	Capacity	% Capacity
		ORCU Hosp	Other Hosp	Furlough	Court				
<b>Wrightsville Unit Total</b>	<b>1,297</b>	<b>1</b>	<b>0</b>	<b>0</b>	<b>5</b>	<b>1,303</b>	<b>1,250</b>	<b>104.2%</b>	
In Transit Count:	0								
<b>TOTALS - UNIT COUNT</b>	<b>16,658</b>	<b>17</b>	<b>10</b>	<b>0</b>	<b>56</b>	<b>16,741</b>			
						<b>Male</b>	<b>15,414</b>	<b>14,056</b>	
						<b>Female</b>	<b>1,327</b>	<b>1,262</b>	
						<b>Total</b>	<b>16,741</b>	<b>15,318</b>	
<b>ALETA / Males Total</b>	<b>12</b>	<b>0</b>	<b>0</b>	<b>1</b>	<b>0</b>	<b>13</b>	<b>20</b>		
<b>AR State Police / Males Total</b>	<b>58</b>	<b>0</b>	<b>0</b>	<b>0</b>	<b>0</b>	<b>58</b>	<b>65</b>		
<b>Ark. Concurrent Sentences / Females Total</b>	<b>0</b>	<b>0</b>	<b>0</b>	<b>0</b>	<b>0</b>	<b>0</b>			
<b>Ark. Concurrent Sentences / Males Total</b>	<b>0</b>	<b>0</b>	<b>0</b>	<b>0</b>	<b>0</b>	<b>0</b>			
County 309 / Females Total	115	0	0	0	0	115			
County 309 / Males Total	191	0	0	0	0	191			
<b>County 309 Total</b>	<b>306</b>	<b>0</b>	<b>0</b>	<b>0</b>	<b>0</b>	<b>306</b>	<b>350</b>		
<b>County Jail Backup / Females Total</b>	<b>137</b>	<b>0</b>	<b>0</b>	<b>0</b>	<b>0</b>	<b>137</b>			
<b>County Jail Backup / Males Total</b>	<b>1,662</b>	<b>0</b>	<b>0</b>	<b>0</b>	<b>0</b>	<b>1,662</b>			
<b>Interstate Compact / Females Total</b>	<b>1</b>	<b>0</b>	<b>0</b>	<b>0</b>	<b>0</b>	<b>1</b>			
<b>Interstate Compact / Males Total</b>	<b>27</b>	<b>0</b>	<b>0</b>	<b>0</b>	<b>0</b>	<b>27</b>			
<b>TOTAL - NONAGENCY</b>	<b>2,203</b>	<b>0</b>	<b>0</b>	<b>1</b>	<b>0</b>	<b>2,204</b>			
						<b>Male</b>	<b>1,951</b>		
						<b>Female</b>	<b>253</b>		
						<b>Total</b>	<b>2,204</b>		
<b>GRAND TOTAL</b>	<b>18,861</b>	<b>17</b>	<b>10</b>	<b>1</b>	<b>56</b>	<b>18,945</b>			

Total Death Row Male/Female = 23  
 ACC Reentry Transfers / Females Total = ACC 41  
 Reentry Transfers / Males Total = 167

FISCAL YEAR 2026 COUNTY JAIL BACKUP - SEPTEMBER 2025

DAY		Jul-25		Aug-25		Sep-25
1		1,550		1,659		1,720
2		1,573	*	1,659		1,720
3		1,551	*	1,659		1,724
4		1,576		1,654		1,685
5	*	1,576		1,654		1,687
6	*	1,576		1,643	*	1,687
7		1,576		1,663	*	1,687
8		1,592		1,676		1,679
9		1,605	*	1,676		1,687
10		1,596	*	1,676		1,715
11		1,577		1,666		1,720
12	*	1,577		1,673		1,725
13	*	1,577		1,649	*	1,725
14		1,567		1,639	*	1,725
15		1,593		1,661		1,728
16		1,594	*	1,661		1,729
17		1,606	*	1,661		1,767
18		1,638		1,674		1,743
19	*	1,638		1,684		1,749
20	*	1,638		1,689	*	1,749
21		1,615		1,667	*	1,749
22		1,624		1,684		1,769
23		1,648	*	1,684		1,789
24		1,636	*	1,684		1,790
25		1,626		1,703		1,784
26	*	1,626		1,696		1,790
27	*	1,626		1,735	*	1,790
28		1,604		1,679	*	1,790
29		1,633		1,705		1,788
30		1,644	*	1,705		1,799
31		1,643	*	1,705		
<b>Avg Daily Backup</b>		<b>1,603</b>		<b>1,675</b>		<b>1,740</b>

**Note: Totals does not include 309 Contracts in County Jails (maximum of 350)**

**County Jail Back-up average for September 2025 - 1,740**

**County Jail Back-up average as of September 30, 2025 - 1,673**

**Short-Term Revocation Program average for September 2025 - 171**

**Short-Term Revocation Program Fiscal Year average as of September 30, 2025 - 158**

## STTG UNIT COUNTS – SEPTEMBER 2025

Unit	Beginning Total	Confirmed	Suspected	In	Out	Paroled	Removed	Ending Total	Total Unit Population	Unit % of STTG's
Benton	72	1	0	2	6	3	0	66	333	19.82%
Cummins	690	0	0	47	40	11	0	686	1,996	34.37%
Delta	223	0	0	20	30	0	0	213	621	34.30%
EARU	687	0	0	27	27	9	0	678	1,610	42.11%
Ester	175	0	0	23	14	7	0	177	700	25.29%
Grimes	429	0	0	24	25	4	0	424	1,101	38.51%
Hawkins	106	0	0	6	2	0	0	110	451	24.39%
Norris	311	1	0	1	2	4	2	305	686	44.46%
McPherson	49	0	0	1	2	1	0	47	1,268	3.71%
MCWR	63	0	0	1	5	2	0	57	185	30.81%
NCU	276	1	0	24	18	4	0	279	934	29.87%
NWAWR	26	0	0	0	2	0	0	24	108	22.22%
ORCU	346	0	0	78	53	0	0	371	1,560	23.78%
ORCU Intake	93	82	0	0	81	0	0	94	355	26.48%
Pine Bluff	134	0	0	17	8	5	0	138	611	22.59%
RLW	202	0	0	19	20	7	0	194	534	36.33%
TWR	40	0	0	4	1	3	0	40	128	31.25%
Tucker	280	0	0	37	30	10	0	277	1,021	27.13%
Varner	765	0	0	86	85	1	0	765	1,687	45.35%
Wrightsville	228	5	0	52	24	0	0	261	852	30.63%
<b>Total</b>	<b>5,195</b>	<b>90</b>	<b>0</b>	<b>469</b>	<b>475</b>	<b>71</b>	<b>2</b>	<b>5,206</b>	<b>16,741</b>	<b>31.10%</b>

**ORCU Intake brought in 82 new STTG members into ADC last month.**

## STTG DISCIPLINARY REPORT – SEPTEMBER 2025

Unit	STTG Incidents	STTG Suspected Incidents	Total Unit Disciplinary	Disciplinary Involving STTG	Percentage
Benton	0	0	11	5	45.45%
Cummins	0	0	443	222	50.11%
Delta	0	0	176	71	40.34%
EARU	0	0	218	111	50.92%
Easter	0	0	97	36	37.11%
Grimes	0	0	237	120	50.63%
Hawkins	0	0	17	1	5.88%
Norris	0	0	86	51	59.30%
McPherson	0	0	160	19	11.88%
MCWR	0	0	0	0	#DIV/0!
NCU	2	0	187	81	43.32%
NWAWR	0	0	7	3	42.86%
ORCU	0	0	228	72	31.58%
ORCU Intake	0	0	10	5	50.00%
Pine Bluff	0	0	82	30	36.59%
RLW	0	0	140	76	54.29%
TWR	0	0	7	1	14.29%
Tucker	0	0	253	104	41.11%
Varner	0	0	381	205	53.81%
Wrightsville	0	0	206	85	41.26%
<b>Total</b>	<b>2</b>	<b>0</b>	<b>2,946</b>	<b>1,298</b>	<b>44.06%</b>

STTG COUNTS BY STTG SET – SEPTEMBER 2025

STTG Set	Benton	Cummins	Delta	EARU	Ester	Grimes	Hawkins	Norris	McPherso	MCWR	NCU	NWAWR	ORCU	Intake	PB	RLW	TWR	Tucker	Varner	Wrightsvil	Total	
Asian	1	1	0	0	0	2	0	0	0	0	0	0	0	0	0	0	0	1	0	0	0	5
Bloods	11	147	40	145	32	94	20	63	7	9	60	1	55	18	30	36	8	48	158	39	1,021	
Crips	9	74	34	93	19	49	10	48	2	9	30	2	37	8	11	20	3	26	106	25	615	
Folk	2	75	10	54	9	20	4	35	4	2	16	5	24	8	6	9	1	21	54	10	369	
GD	15	143	35	168	38	95	25	74	10	13	65	1	89	20	32	39	5	70	193	77	1,207	
Mexican	5	24	12	25	11	9	2	5	5	1	13	0	14	2	3	4	0	11	24	13	183	
Motorcycle	0	5	0	1	0	0	2	1	1	1	4	0	2	0	0	1	0	1	1	1	21	
Other	1	18	10	16	4	11	7	5	4	0	10	1	18	5	6	10	2	12	23	7	170	
People	3	36	11	34	4	22	3	22	0	1	14	0	12	3	9	7	1	6	32	8	228	
Unknown	0	8	4	8	6	6	3	4	0	4	1	3	18	9	3	10	3	4	9	9	112	
W/S	7	75	25	32	29	33	14	12	6	9	20	7	51	11	15	20	9	40	45	37	497	
AB	2	10	1	6	5	7	2	0	2	2	4	1	4	1	4	2	0	3	20	1	77	
AC	0	8	5	14	3	11	1	3	1	0	7	1	7	1	0	1	0	5	14	6	88	
NAE	6	34	16	32	7	26	5	11	1	1	16	1	22	4	7	21	5	10	36	13	274	
WAR	4	28	10	50	10	39	12	22	4	5	19	1	18	4	12	14	2	20	50	15	339	
<b>Total</b>	<b>66</b>	<b>686</b>	<b>213</b>	<b>678</b>	<b>177</b>	<b>424</b>	<b>110</b>	<b>305</b>	<b>47</b>	<b>57</b>	<b>279</b>	<b>24</b>	<b>371</b>	<b>94</b>	<b>138</b>	<b>194</b>	<b>40</b>	<b>277</b>	<b>765</b>	<b>261</b>	<b>5,206</b>	

- Key:
- GD = Gangster Disciples
  - W/S = White Supremacist
  - NAE = New Aryan Empire
  - WAR = White Aryan Resistance
  - AC = Aryan Circle
  - AB = Aryan Brotherhood

MEDICATION-ASSISTED TREATMENT PROGRAM (MAT) REPORT - SEPTEMBER 2025

Locations:	MAT Start Dates	Active Program Participants	New Clients in the Program this Month	Dropped Out	Total Active Participants
CACCC - Little Rock	Sep-19	4	0	0	4
EACCC - West Memphis	Jul-18	67	9	0	76
NEACCC - Osceola	Dec-21	0	0	0	0
SWACCC - Texarkana	Jul-18	4	3	0	7
Probation / Parole	2018	10	10	8	12
Medically Withdrawn	Closed Unsuccessful	Completed	Total Active		
100	223	218	87		
Total # of Participants Since Program Began					1050

Clinical Activities

Action	Jul-23	Aug-23	Sep-23	Oct-23	Nov-23	Dec-23
Assessments Completed in units	42	20	11	9	4	13
# of Clients Educated in units	352	515	403	426	427	400
# of Clients Released to Supervision	12	7	3	2	4	6
Pre-Release Interviews Completed	14	15	15	4	4	8

Clinical Activities

Action	Jan-24	Feb-24	Mar-24	Apr-24	May-24	Jun-24
# of Assessments Completed in units	13	3	12	11	11	9
# of Clients Educated in units	411	261	514	420	353	282
# of Clients Released to Supervision	4	7	10	7	11	10
Pre-Release Interviews Completed	11	6	14	14	7	14

Action	Jul-24	Aug-24	Sep-24	Oct-24	Nov-24	Dec-24
# of Assessments Completed in units	8	0	0	20	9	2
# of Clients Educated in units	221	279	220	234	170	110
# of Clients Released to Supervision	12	6	10	7	13	11
Pre-Release Interviews Completed	7	7	4	11	11	11

Action	Jan-25	Feb-25	Mar-25	Apr-25	May-25	Jun-25
# of Assessments Completed in units	9	14	7	34	5	11
# of Clients Educated in units	119	250	237	92	104	69
# of Clients Released to Supervision	10	5	6	6	9	5
Pre-Release Interviews Completed	9	9	9	11	10	10

Action	Jul-25	Aug-25	Sep-25	Oct-25	Nov-25	Dec-25
# of Assessments Completed in units	15	42	52			
# of Clients Educated in units	104	111	36			
# of Clients Released to Supervision	6	8	12			
Pre-Release Interviews Completed	6	8	13			

## ADC INPATIENT AND EMERGENCY ROOM UTILIZATION

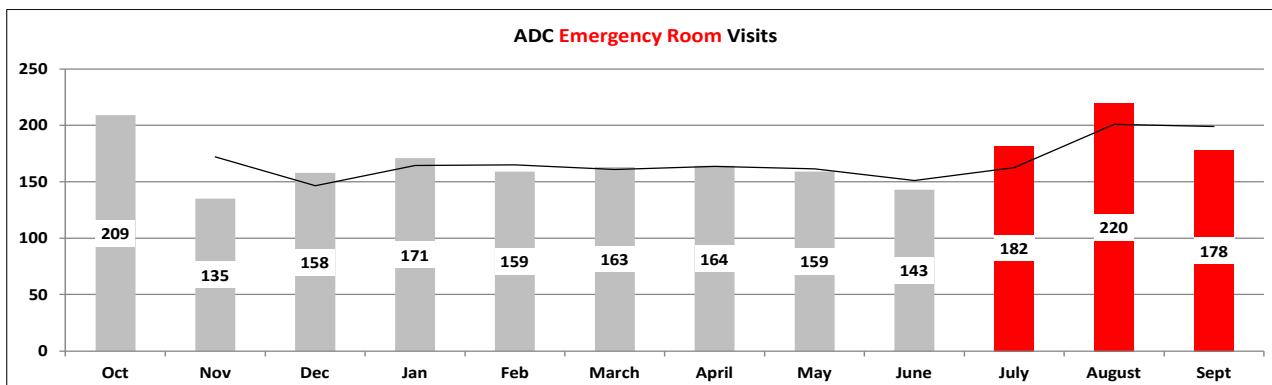
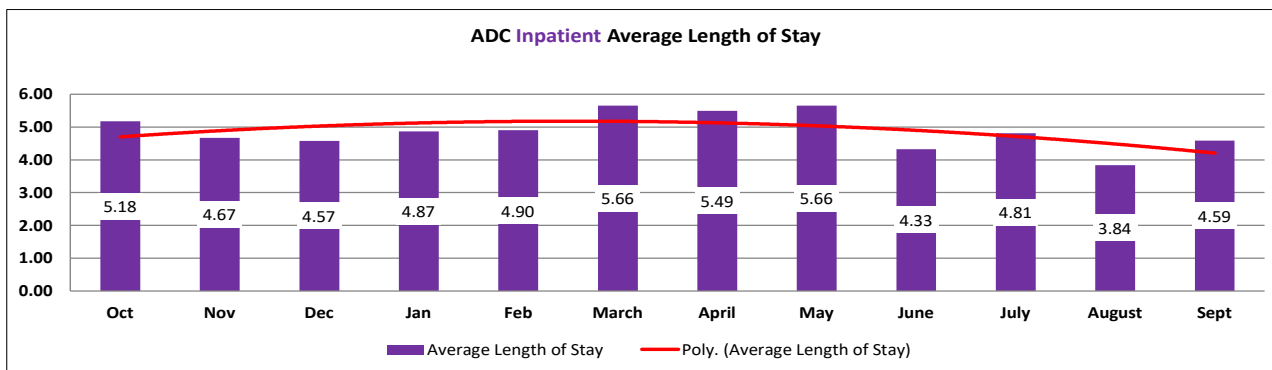
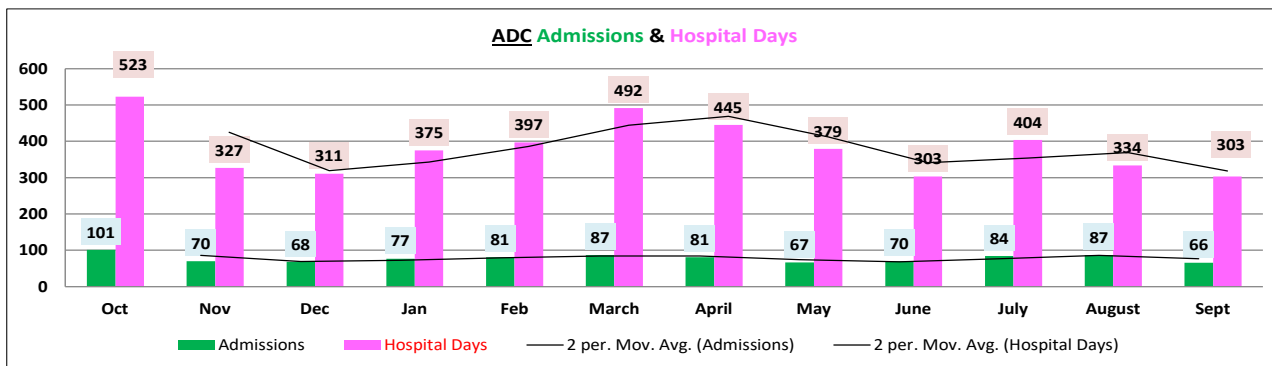
### ARKANSAS DEPARTMENT OF CORRECTION INPATIENT AND EMERGENCY ROOM UTILIZATION

**ADC Inpatient Statistics Past 12 Months**

	2024	2024	2024	2025	2025	2025	2025	2025	2025	2025	2025	2025	2025	Average
	Oct	Nov	Dec	Jan	Feb	March	April	May	June	July	August	Sept		
<b>Admissions</b>	101	70	68	77	81	87	81	67	70	84	87	66	<b>78</b>	
<b>Hospital Days</b>	523	327	311	375	397	492	445	379	303	404	334	303	<b>383</b>	
<b>Average Length of Stay</b>	5.18	4.67	4.57	4.87	4.90	5.66	5.49	5.66	4.33	4.81	3.84	4.59	<b>4.89</b>	

**ADC ER Visits Past 12 Months**

	2024	2024	2024	2025	2025	2025	2025	2025	2025	2025	2025	2025	Average
	Oct	Nov	Dec	Jan	Feb	March	April	May	June	July	August	Sept	
<b>Emergency Room Visits</b>	209	135	158	171	159	163	164	159	143	182	220	178	<b>170.1</b>

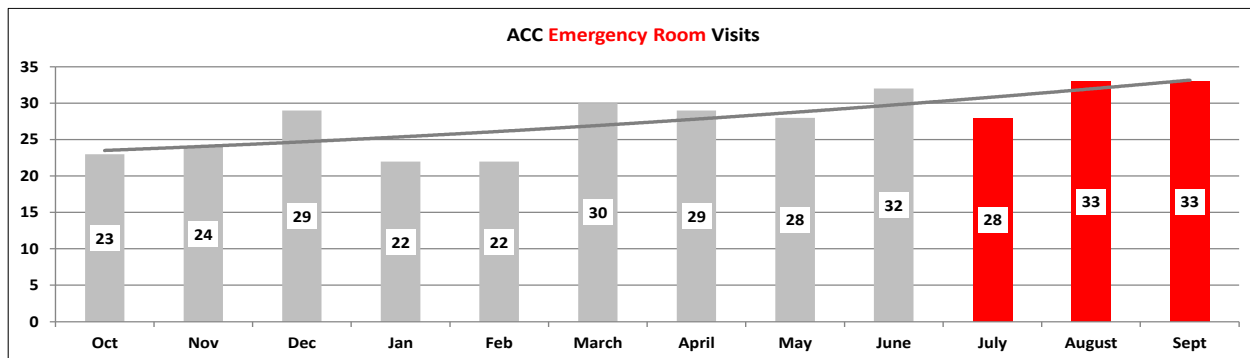
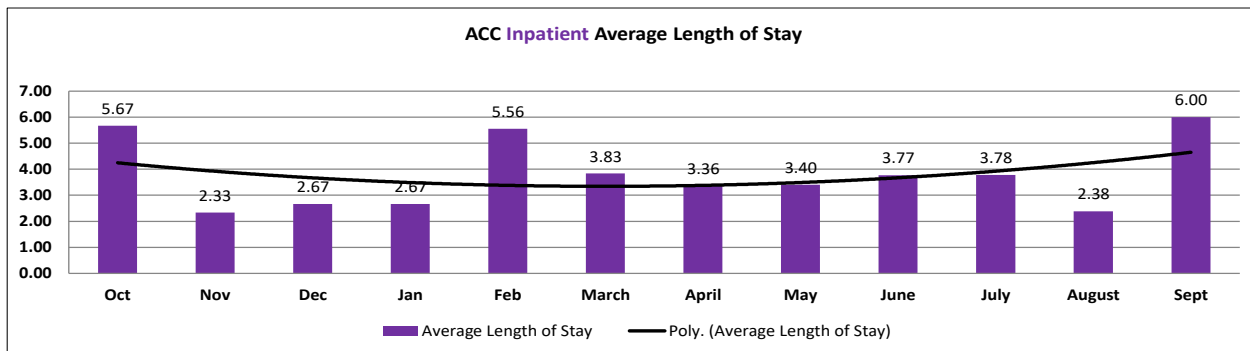
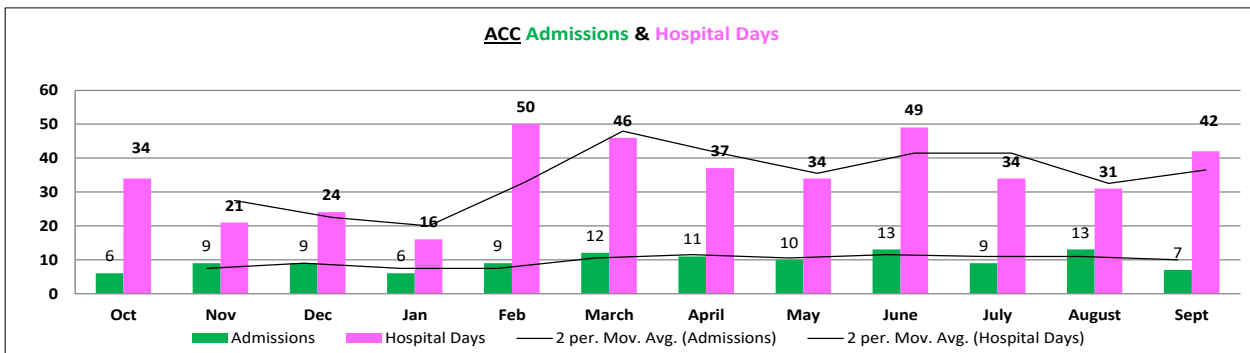


COMMUNITY CORRECTIONS INPATIENT AND EMERGENCY ROOM UTILIZATION

ARKANSAS COMMUNITY CORRECTION  
INPATIENT AND EMERGENCY ROOM UTILIZATION

ACC Inpatient Statistics Past 12 Months													
	2024	2024	2024	2025	2025	2025	2025	2025	2025	2025	2025	2025	Average
	Oct	Nov	Dec	Jan	Feb	March	April	May	June	July	August	Sept	
Admissions	6	9	9	6	9	12	11	10	13	9	13	7	10
Hospital Days	34	21	24	16	50	46	37	34	49	34	31	42	35
Average Length of Stay	5.67	2.33	2.67	2.67	5.56	3.83	3.36	3.40	3.77	3.78	2.38	6.00	3.67

ACC ER Visits Past 12 Months													
	2024	2024	2024	2025	2025	2025	2025	2025	2025	2025	2025	2025	Average
	Oct	Nov	Dec	Jan	Feb	March	April	May	June	July	August	Sept	
Emergency Room Visits	23	24	29	22	22	30	29	28	32	28	33	33	27.8



## MEDICAL GRIEVANCE BOARD REPORT – SEPTEMBER 2025

Unit	Acknowledged/Received	Rejected	Reviewed & Signed by Dep Director	With Merit	With Merit, but Resolved	% With Merit	Without Merit
Benton	0	0	0	0	0	0%	0
Central AR CCC	0	0	0	0	0	0%	0
CMU	0	0	0	0	0	0%	0
Cummins	2	9	5	0	0	0%	5
Delta	0	3	0	0	0	0%	0
EARU	7	7	10	0	0	0%	10
EARU Max	13	1	21	1	0	5%	20
ECCCC	0	0	0	0	0	0%	0
Ester	0	4	0	0	0	0%	0
Grimes	15	7	11	0	0	0%	11
Hawkins	3	0	4	0	0	0%	4
McPherson	10	19	12	0	1	8%	11
MCWRC	0	0	0	0	0	0%	0
MSU	3	8	5	0	0	0%	5
NECCC	1	0	1	0	0	0%	1
North Central	5	5	3	0	0	0%	3
NWAWRC	0	0	0	0	0	0%	0
Omega Supervision	2	0	2	0	0	0%	2
Ouachita	3	1	8	0	0	0%	8
Phillips County	0	0	0	0	0	0%	0
Pine Bluff	0	2	1	0	0	0%	1
Randall L. Williams	1	0	0	0	0	0%	0
SNU	0	0	0	0	0	0%	0
SNH	0	1	0	0	0	0%	0
SNN	1	0	1	0	0	0%	1
SWCCC	0	0	0	0	0	0%	0
TRCC	0	0	0	0	0	0%	0
Tucker	2	2	5	0	0	0%	5
Varner	5	1	5	0	1	20%	4
Varner Super Max	12	6	19	2	0	11%	17
White River	0	0	0	0	0	0%	0
WRU	3	6	5	0	0	0%	5
WHM	0	0	0	0	0	0%	0
WWR	0	0	0	0	0	0%	0
<b>Total</b>	<b>88</b>	<b>82</b>	<b>118</b>	<b>3</b>	<b>2</b>	<b>4.24%</b>	<b>113</b>

CHAPLAINCY

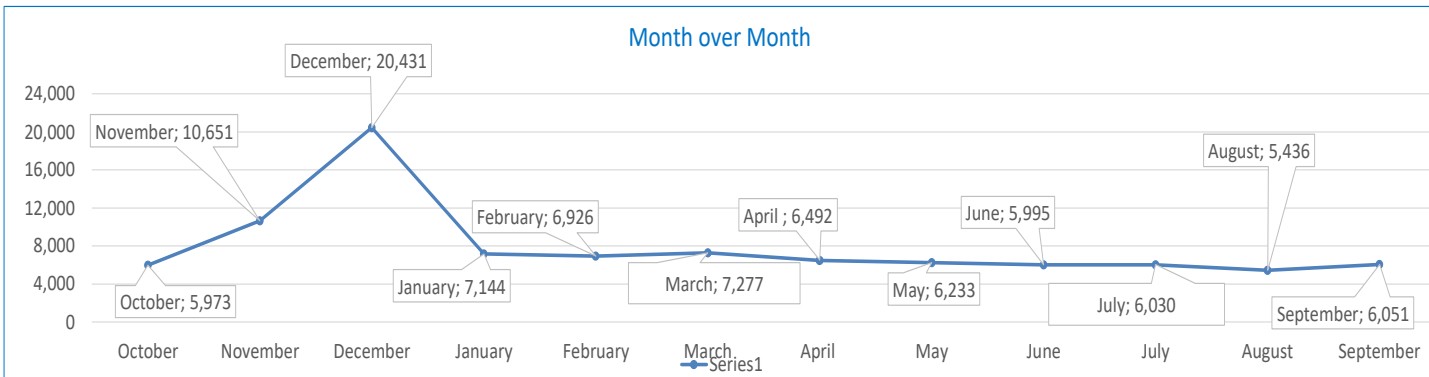
Month: September Year: 2025	CUMMINS	DELTA REGIONAL	EAST ARKANSAS	EAST AR MAX	ESTER	GRIMES	HAWKINS	LB NORRIS	MCPHERSON	NORTH CENTRAL	OJACHITA RIVER	PINE BLUFF	RANDALL L. WILLIAMS	TUCKER	VARNER	VARNER MAX	WRIGHTSVILLE	TOTAL
<b>Services Chaplains Oversaw</b>																		
Christian																		
Population	9	5	27	0	2	8	3	9	7	2	3	3	5	3	13	0	1	100
Segregation	0	0	0	0	0	0	0	9	0	0	0	0	0	0	0	0	0	9
Muslim																		
Population	4	4	4	0	4	5	3	4	4	4	4	5	5	4	4	0	4	62
Segregation	0	0	0	0	0	0	0	4	0	0	0	0	0	0	0	0	0	4
<b>175</b>																		
<b>Volunteers in Charge</b>																		
Protestant	11	3	0	0	21	6	3	13	12	9	10	5	17	12	0	0	7	129
Catholic	1	0	0	0	1	2	5	1	3	4	3	0	1	1	2	0	6	30
Muslim	1	0	0	0	0	0	1	3	0	0	0	5	0	0	0	0	0	10
Other	5	0	0	0	0	4	1	0	4	0	6	0	0	0	8	0	2	30
Baptism	0	0	0	0	0	0	0	11	0	5	1	0	18	8	10	0	0	53
<b>Marriages</b>																		
	0	0	0	0	0	0	0	0	0	0	0	0	0	0	0	0	0	0
<b>Distributed by Chaplains</b>																		
Greeting Cards	0	28	0	0	0	57	0	96	0	21	115	9	11	41	120	215	0	713
Bibles, Quran, Torah, Etc.	20	11	8	8	36	23	1	49	13	85	399	22	13	34	60	40	5	827
Study Course	400	0	0	0	212	0	0	9	30	0	100	4	1	100	8	21	0	885
Writing Supplies	0	0	0	0	58	74	2	38	108	0	420	0	0	0	0	0	0	700
Literature	1,800	74	1,763	79	521	113	60	160	17	634	254	231	255	325	858	844	100	8,088
<b>Chaplain's Visits</b>																		
Barracks	30	8	64	3	48	234	20	105	195	50	1,051	32	130	74	145	17	21	2,227
Approximate Hours Spent in Barracks	30	6	16	1	12	157	1	21	157	18	604	5	24	18	36	4	23	1,133
Inmate Office visits	24	102	13	0	10	42	5	16	97	42	8	3	18	239	73	0	19	711
Other Office visits	20	75	34	0	8	37	8	15	6	5	63	15	60	44	53	0	12	455
Hospital	1	0	0	0	0	0	0	0	0	3	118	0	0	0	0	0	0	122
Infirmary/Sick Call	3	0	4	0	4	16	4	2	0	5	62	5	10	1	5	5	4	130
Restrictive/Punitive Housing	8	6	0	0	2	8	4	9	9	4	68	5	7	9	5	5	4	153
PC - DRU		4																4
Visitation Days	0	0	0	0	0	0	0	0	0	0	0	0	0	0	0	0	0	0
<b>Volunteer Visits</b>																		
RCV	0	0	0	0	2	5	4	4	12	12	0	15	3	3	0	0	0	60
OCV	67	16	6	0	36	7	27	0	30	17	17	0	0	28	0	0	1	252
Spiritual Advisor	0	0	0	0	0	0	0	0	0	0	0	0	0	2	0	0	0	2
CRA	34	4	22	0	46	18	7	33	75	104	145	3	21	82	26	14	30	664
<b>Religious Volunteer Hours</b>																		
Volunteer Hours	409	39	130	0	179	139	76	85	242	498	540	82	51	302	62	23	63	2,920
Denominational/Volunteer Chaplain Hours	13	3	0	0	76	0	0	29	0	30	14	44	0	56	8	4	38	315
<b>3,235</b>																		
<b>Other Activities of Chaplain</b>																		
Counseled Employees	10	75	14	0	7	11	0	4	2	0	10	50	5	12	153	0	0	353
Orientation Sessions	5	0	2	0	0	0	0	0	0	4	0	0	0	0	0	0	0	11
Free World Devotions	0	0	10	0	3	8	0	0	0	0	17	0	0	4	24	0	0	66
Spoke in Churches	0	0	14	0	0	6	0	1	0	0	0	4	1	4	0	0	0	30
Crisis Intervention Sessions	1	0	2	0	0	0	1	2	7	1	2	9	0	8	4	0	3	40
Marriage Counseling	0	0	6	0	0	6	0	0	0	1	0	1	0	0	0	0	0	14
Denominational Meeting	0	0	0	0	1	4	2	0	0	0	0	6	0	0	0	0	0	13
Chaplain's Meeting	1	1	6	0	1	1	1	1	0	1	2	1	1	1	2	0	1	21
Volunteer Training Session	0	0	0	0	0	0	0	0	0	0	0	0	1	0	0	0	0	1
<b>Chaplain Transfers</b>																		
	0	0	0	0	0	0	0	0	0	0	0	0	0	0	0	0	0	0
<b>Chaplain Promotions</b>																		
	0	0	0	0	0	0	0	0	0	0	0	0	0	0	0	0	0	0
<b>PAL PROGRAM</b>																		
Enrolled at start of month	60	24	54	0	57	50	0	24	55	69	36	0	0	61	47	0	23	560
Enrolled during the month	3	0	0	0	5	6	0	1	15	5	4	0	0	7	0	0	1	47
Removed From PAL Program																		
# Paroled	3	0	0	0	1	1	0	0	1	0	0	0	0	1	0	0	0	7
# Completed	0	0	0	0	0	2	0	0	3	0	0	0	0	2	2	0	2	11
# Withdrew	0	0	0	0	0	0	0	0	4	1	1	0	0	2	0	0	0	8
# Removed	0	0	0	0	1	2		1	3	0	1	0	0	2	0	0	0	10
# Transferred	0	0	0	0	3	2	0	0	4	3	0	0	0	0	0	0	0	12
Total Removed from PAL Program	0	0	0	0	5	7	0	0	15	4	1	0	0	0	0	0	1	48
<b>Total Enrolled at the End of the Month</b>	<b>63</b>	<b>24</b>	<b>54</b>	<b>0</b>	<b>57</b>	<b>49</b>	<b>0</b>	<b>24</b>	<b>55</b>	<b>69</b>	<b>38</b>	<b>0</b>	<b>0</b>	<b>61</b>	<b>47</b>	<b>0</b>	<b>23</b>	<b>559</b>
<b>Volunteers In PAL</b>																		
	6	2	10	0	11	0	0	14	57	16	8	0	0	6	2	0	7	139
<b>Special Events:</b>																		
	2	0	0	0	0	0	0	0	0	0	0	1	0	1	0	0	0	4

## SECURUS VIDEO VISITATION REPORT SEPTEMBER 2025

### AR-DOC SVV Activity Tracker

Total ADP **18,373**

Total Visits by Month	October	November	December	January	February	March	April	May	June	July	August	September
Total (Includes SuperMax)	5,973	10,651	20,431	7,144	6,926	7,277	6,492	6,233	5,995	6,030	5,436	5,075
Target Objective	15,587	15,587	15,587	15,587	15,587	15,587	15,587	15,587	15,587	15,587	15,587	15,587



#### Completed Visits

Site	Current Month	Previous Month
Benton	88	91
Cummins	329	379
Delta Regional	272	273
East Arkansas Regional	430	430
Ester	352	356
Grimes	471	523
J Aaron Hawkins Sr.	122	151
Tucker Max	116	154
Mcperson	365	426
Mississippi County WRC	58	68
North Central	350	313
NW Arkansas WRC	17	38
Ouachita River	458	412
Pine Bluff Re-Entry	40	56
Pine Bluff Complex	98	95
Randall L Williams	103	102
State Police Barracks	26	28
Texarkana Regional	50	57
Tucker Unit	476	497
Varner	606	697
Wrightsville Unit	248	290
Tucker Re-entry	0	0
<b>Total:</b>	<b>5075</b>	<b>5436</b>

25-Sep      25-Aug

#### Missed by Inmate

Site	Current Month	Previous Month
Benton	4	5
Cummins	6	22
Delta Regional	17	6
East Arkansas Regional	21	27
Ester	11	12
Grimes	7	24
J Aaron Hawkins Sr.	3	
Tucker Max	3	4
Mcperson	9	19
Mississippi County WRC	5	3
North Central	4	29
NW Arkansas WRC	1	1
Ouachita River	18	93
Pine Bluff Re-Entry	2	4
Pine Bluff Complex	0	0
Randall L Williams	4	1
State Police Barracks	2	6
Texarkana Regional	2	2
Tucker Unit	14	21
Varner	18	17
Wrightsville Unit	3	9
Tucker Re-entry	1	2
<b>Total:</b>	<b>155</b>	<b>307</b>

25-Sep      25-Aug

SECURUS TABLET REPORT  
SEPTEMBER 2025

Contract ID	Site ID	Agency Name	Personal Tablets (All)	0	5	Community / Inventory	Officer	Total	
I-003320	9322	AR DOC - BENTON UNIT	335	71	264	66	8	409	
I-003320	9323	AR DOC - CUMMINS UNIT	1,947	1,579	368	545	17	2,509	
I-003320	9324	AR DOC - DELTA REGIONAL UNIT	617	421	196	110	19	746	
I-003320	9325	AR DOC - EAST ARKANSAS REGIONAL UNIT	1,576	1,251	325	893	10	2,479	
I-003320	7981	AR DOC - ESTER UNIT	704	504	200	229	20	953	
I-003320	9326	AR DOC - GRIMES UNIT	1,096	785	311	633	14	1,743	
I-003320	9340	AR DOC - JAARON HAWKINS SR CENTER FOR W	454	326	128	189	19	662	
I-003320	9328	AR DOC - MCPHERSON UNIT	1,273	870	403	729	39	2,041	
I-003320	9329	AR DOC - MISSISSIPPI COUNTY WORK RELEASE	186	31	155	120	9	315	
I-003320	9330	AR DOC - NORTH CENTRAL UNIT	931	666	265	112	10	1,053	
I-003320	9331	AR DOC - NW ARKANSAS WORK RELEASE CENTER	108	19	89	20	8	136	
I-003320	9332	AR DOC - OUACHITA RIVER UNIT	1,757	1,236	521	1,534	51	3,342	
I-003320	7715	AR DOC - PINE BLUFF RE-ENTRY CENTER	56	9	47	22	0	78	
I-003320	9333	AR DOC - PINE BLUFF UNIT	558	405	153	74	9	641	
I-003320	9334	AR DOC - RANDALL L WILLIAMS FACILITY	532	361	171	155	15	702	
I-003320	9097	AR DOC - STATE POLICE BARRACKS	60	42	18	6	3	69	
I-003320	9335	AR DOC - TEXARKANA REGION CORRECTION CEN	129	34	95	80	15	224	
I-003320	9327	AR DOC - TUCKER MAXIMUM SECURITY UNIT	533	406	127	197	14	744	
I-003320	7806	AR DOC - TUCKER RE-ENTRY CENTER	111	27	84	50	2	163	
I-003320	9336	AR DOC - TUCKER UNIT	1,019	752	267	236	15	1,270	
I-003320	9337	AR DOC - VARNER UNIT	1,661	1,296	365	457	21	2,139	
I-003320	7133	AR DOC - WRIGHTSVILLE SATELLITE UNIT	0	0	0	0	2	2	
I-003320	9338	AR DOC - WRIGHTSVILLE UNIT	847	607	240	499	18	1,364	
			<b>16,490</b>	<b>11,698</b>	<b>4,792</b>	<b>6,956</b>	<b>338</b>	<b>23,784</b>	