



DIVISION OF CORRECTION BOARD REPORT

November 2025

Dexter Payne
Director



POPULATION REPORT

RESEARCH/PLANNING

October 2025 Admissions and Releases – Admissions for October 2025 totaled **427** (346-males and 81-females) while releases totaled 412 (347-males and 65-females) for a net increase of 15 inmates.

Inmate Population Growth/Projection – At the end of October 2025, the jurisdictional population for the Division of Correction totaled **18,990**, representing an increase of **146** inmates since the first of January 2025. At reporting time, calendar year 2025 has seen an increase of **15** inmates per month, which is down from an average monthly increase of **28** inmates per month during calendar year 2024.

Average County Jail Backup – The backup in the county jails averaged 1,795 inmates per day during the month of October 2025, which was up from the per-day average of **1,740** inmates during the month of September 2025. Of the **1,795** average, short-term revocations averaged **154** during the month of October 2025.

INSTITUTIONS

INMATE INSTITUTIONAL GRIEVANCES

Inmate Formal/Informal Grievances: During October, a total of 1,249 formal grievances and 1,553 informal grievances were filed at various ADC Facilities.

Institutional Grievances Appeals: There was a total of 439 appeals of institutional grievances received in October. Of those, 317 were acknowledged and 122 were rejected for various reasons. Of the total, 235 appeals answered, 232 had no merit and 3 had merit.

Resident Formal/Informal Grievances: During October, a total of 61 formal grievances and 284 informal grievances were filed at various Residential Centers.

Institutional Grievances Appeals: There was 56 appeals of institutional grievances received in October. Of those, 27 was acknowledged and 29 were rejected for various reasons.

FARM DIVISION

Row Crop Division - Harvest continued at all farms. Cummins and Tucker completed 2025 harvest and EARU likes approximately 4 days left to be complete. Fall garden produce has started moving into the unit kitchens.

Beef-herd/hay Division- Calves were weaned during October and started the 1,220 day pre-condition program. we are looking to sell in early January.

Dairy Division- Milk production is staying steady.

Poultry Division- Egg production is staying steady.

Events- We hosted the ASU Vet School at Cummins, Wrightsville and North Central Units. ASU is considering using ADC farm animals as a practical class for large animal vet students. Asu plans to start classes in the fall of 2026.

REGIONAL MAINTENANCE HOURS

Regional Maintenance Hours	October 2025
Benton Unit	5,546
Delta Regional Unit	4,672
Cental AR Correctional Center	5,192
East Arkansas Regional Unit	2,280
East Central Arkansas CC	1,709
Grimes Unit	3,096
McPherson Unit	2,216
Mississippi County Work Release	2,016
North Central Unit	7,232
Ouachita River Correctional Unit	3,520
Randall L. Williams Unit	1,864
Southwest Arkansas CC	506
Texarkana Regional Corr. Ctr.	1,908
Tucker Unit	2,920
Varner Unit	3,844
Wrightsville Unit	4,479
TOTAL HOURS	53,000

WORK RELEASE RENT REPORT

Unit	October 2025
Benton Unit	\$192,346.00
Mississippi County Work Release	\$105,996.00
Northwest Arkansas Work Release	\$50,754.00
Pine Bluff Work Release	\$42,152.00
Tucker Work Release	\$50,974.00
Texarkana Regional Correctional Center	\$69,432.00
TOTAL	\$511,654.00

REENTRY

PROGRAMS - October 2025

Program Name	Beginning Count	Admitted	Removed	Graduated	End Count	Volunteer Hours
Juvenile Program* (RLW)	13	3	3	0	13	0
Release (Ester)	12	17	0	12	17	0
Veterans Program (Ester)	15	27	4	15	23	0
Release (Delta)	7	11	3	7	8	0
TOTAL	47	58	10	34	61	0

*Juveniles are transferred from the program once they reach the age of 18.

WORKFORCE ALLIANCE FOR GROWTH IN THE ECONOMY (WAGE)

October 2025 Capacity: 120 Unit:	Participants	Status
Delta	8	Active
Ester	0	Not Active
Hawkins	4	Active
McPherson	8	Active
North Central	0	Not Active
Ouachita River	9	Active
Tucker	25	Active
Wrightsville	9	Active
TOTAL	63	

WRIGHTSVILLE-HAWKINS PATHWAY TO FREEDOM PROGRAM

October 2025 Capacity: 200	Beginning Count	Enrolled During the Month	Removed	End Count*
Wrightsville-Hawkins PTF	200	14	14	200

ADVANCED PRINCIPLES AND APPLICATIONS FOR LIFE PROGRAM (APAL)

October 2025 Capacity: 86	Beginning Count	Admissions During Mo.	Removed*	End Count
Ester	26	1	1	26
McPherson	24	0	3	21
TOTAL	50	1	4	47

Advanced PAL is an 18-month reentry program that combines a pre-release curriculum with the PAL program.

*The "Removed" column indicates the number of participants who paroled, completed the program, withdrew from the program, transferred, or were removed from the program for another reason.

THINK LEGACY

October 2025 Capacity: 324	Beginning Count	Admitted	Graduated	Removed*	End Count
Unit					
Cummins	17	31	17	0	31
Delta Regional	16	24	16	0	24
East Arkansas Regional	24	22	24	0	22
McPherson	45	0	0	3	42
North Central	24	48	24	3	45
Ouachita River	19	13	17	2	13
Tucker	17	16	17	0	16
TOTAL	162	154	115	8	193

THINK LEGACY VOLUNTEER HOURS = 4.5

*The "Removed" column indicates the total number of participants who paroled, signed out, transferred, or were removed from the program for any other reason and are no longer in the barracks.

COLLEGE REPORT

October 2025

COLLEGE PROGRAM LOCATIONS	Beginning Count	Admissions During Mo.	Removed During Mo.	End Count	Staff Enrolled
Arkansas State University					
Grimes Unit	19	0	0	19	0
McPherson Unit	68	0	3	65	0
Ashland University					
North Central Unit	1	0	0	1	0
Mid-America Seminary College					
Varner Unit	36	0	0	36	0
Philander Smith College					
East Arkansas Regional Unit	36	3	5	34	0
Tucker Unit	21	3	0	24	0
Southeast Arkansas College					
Cummins Unit	46	0	0	46	0
Delta Unit	36	0	2	34	0
Varner Unit	52	0	2	50	0
Shorter College					
Hawkins Unit	27	32	0	59	0
Ouachita River Unit	22	7	1	28	0
Pine Bluff Complex	74	26	1	99	0
Texarkana Regional	2	0	0	2	0
Benton Unit	4	0	0	4	0
TOTAL	444	71	16	501	0

TREATMENT:

PROGRAM SUMMARY

A total of 1,092 residents have agreed to participate in Medication-Assisted Treatment (MAT) since the program started in 2018 with a total of 649 discharged with follow up in the community in progress and a total of 211 have completed the program.

Partnerships are in effect with 88 community providers to continue MAT upon release from an ACC center.

In October, there were 0 active participants in the Telehealth program implemented in January 2023.

General Treatment Program Summary

(Non-Drug Court):	Number of Participants
Substance Use Disorder Treatment	3,142
Continuing Care	120
Domestic Violence Prevention	20
Anger Management	113
Tobacco Use Treatment	0

Ongoing Projects

Treatment supervisors reported combined 231 hours of direct clinical supervision with Treatment staff in 28 Community Correction locations.

TRAINING

DIVISION OF CORRECTION

TRAINING - October 2025

BASIC TRAINING DIVISION –

BCOT Class 2025-L, led by Captain Christina Caldwell, graduated on October 10th with a total of 87 cadets.

Willis H. Sargent Award: Joshua Cannon - Benton Unit

BCOT Class 2025-M, led by Instructor Tammy Baker, graduated on October 31st with a total of 38 cadets.

Willis H. Sargent Award: JDouglas De'Kunffy - Wrightsville Unit

IN-SERVICE DIVISION –

There were Seven (7) in-service classes held by the Training Academy during the month, with a total of 128 training hours.

eCADEMY –

During October, 627 ADC employees completed a total of 6,931.37 hours of eCADEMY training.

ACCREDITATION

ACA Internal Audits Completed:

10/7/25-10/9/25: Tucker Re-Accreditation

10/13/25: ECACC Visit

10/14/25: White River Visit

10/29/25-10/30/25: ECACC Re-Accreditation

Fire/Safety and Sanitation Audits Completed:

10/2/25: NEACC

10/3/25: CACC

10/17/25: Newport

10/21/25: Delta Regional Unit

HEALTH/CORRECTIONAL PROGRAMS

CHAPLAINCY SERVICES AND COMMUNITY SPEAKING

Cummins Unit

Ed Klien conducted a Discipleship course with a total of 30 hours in the PAL Program.

East Arkansas Regional Unit

Staff Worship Service on October 2nd, 15 staff in attendance.

J.A. Hawkins Unit

Friendly Chapel Nazarene Church of Little Rock distributed boxes of fish/chicken/fries/bread/desserts to inmates and staff with a total of 256 boxes.

North Central Unit

Author of the Shack (william Paul Young) did a presentation in the PAL BKS.

Tucker Unit

Kairos 18 inmates and 22 volunteers

VOLUNTEER SERVICES - October 2025

Program Name	Hours
Release (Ester)	0
Veteran (Ester)	0
NTI (NWARC)	17
Yoga (Varner)	0
Total	17

MENTAL HEALTH SERVICES

Reduction of Sexual Victimization Program (RSVP) and Sex Offender Treatment Programs (SOFT):

October 2025	Capacity	Beginning Count	Completed	Removed	Admissions	End Count
RSVP	236	234	0	6	0	232
SOFT	15	6	0	1	0	5
Total	251	240	0	7	0	237

There are 994 males on the waiting list for RSVP and 22 females on the waiting list for SOFT who are within five years of their TE date. Of those, five (5) inmates are mandated by the Post Prison Transfer Board.

The average time on the waiting list from request is between one and two months for those stipulated.

*The total on the waiting list, including those not currently within the identified timeframe, is 1,987 males and zero females. Of these, 1,082 are eligible and 992 are ineligible for the program. There is one (1) PREA inmate in the program at this time.

*Ineligibility is due to being in restrictive housing, having class IV status, or receiving a major disciplinary within the last 60 days.

Substance User Rehabilitation Services (SURS):

October 2025 Unit	Capacity	Beginning Count	Completed	Removed	Admissions	End Count
Benton	20	19	5	0	5	19
Cummins	45	44	14	2	16	44
Grimes	50	50	5	2	7	50
Larry B. Norris	4	0	0	0	0	0
McPherson	150	148	18	4	22	148
Randall L. Williams	150	137	9	17	35	146
Tucker	62	59	4	4	9	60
Wrightsville	150	140	19	12	27	136
Total	681	613	77	43	127	620

For SURS, there are 2,917 males and 400 females on the waiting list who are within five years of their release date. Of those, 119 are mandated by the Post Prison Transfer Board. The average time on the waiting list from request is 14.5 days.

*The total on the waiting list, including those not currently within the identified timeframe, is 4,205 males and 543 females. Of these, 3,317 are eligible and 1,431 are ineligible for the program.

*Ineligibility is due to being in restrictive housing, having class IV status, or receiving a major disciplinary within the last 60 days.

MENTAL HEALTH SERVICES, *continued*

Ouachita River Correctional Unit (ORCU) Residential Program Unit (RPU):

The RPU had six (6) admissions and three (3) discharges in October for an end-of-month count of 98.

McPherson Unit Mental Health Residential Program Unit (RPU):

There were three (3) admissions and three (3) discharges in October for an end-of-month count of 19.

Habilitation Program:

The Habilitation Program at the Ouachita River Correctional Unit provided treatment services to 41 inmates in October. There was zero (0) admission and one (1) discharges, which resulted in an end-of-month count of 40.

Suicide:

There were 144 suicidal threats in October. There were four (4) attempts, none (0) of which resulted in death.

Self-Study Classes:

Classes	Number of Participants	Number Completed	Waiting List
Anger Management	207	194	1,167
Thinking Errors	127	180	897
Substance Abuse Education	181	203	730
Communication Skills	116	95	618
Domestic Violence	138	125	210
Victims of Domestic Violence	22	22	231
Stress Management	95	74	714
Parenting	107	118	379

Outpatient:

There were 2,602 inmates on the mental health medical log at the beginning of October. Mental Health staff conducted the following contacts during the month:

Case Management Contacts	2,029
Requests for Interviews	2,093
Testing	9
Intakes	437
Unit Requests	4,824
Pre-Lockup Reviews	703
Routine Restrictive Housing Reviews	1,368
Restrictive Housing Rounds	9,851
PREA Evaluations	654
Routine Follow-up	797
834 Requests	163

County Mental Health Requests:

During October, there were 356 requests received of a mental health nature. Of those, two (2) inmates were fast-tracked to ADC.

County Medical Health Requests:

During October, there were 846 requests received of a medical nature. A total of nine (9) inmates were fast-tracked to ADC.

Medical Contract Reimbursements:

Sanction reimbursements for ADC in October amounted to \$157,875.00.

Deaths:

There were ten (10) inmate deaths during the month of October. Three (3) were claimed, four (4) were cremated and claimed. There was three (3) not claimed .

Wellpath:

See attachment for Wellpath's report regarding outside beds and emergency room visits.

Medical Grievances:

In October, there were 95 appeals of medical grievances received and 98 appeals were answered. Two (2) were found to be with merit and zero (0) with merit but resolved.

PAWS IN PRISON

October 2025 Unit	Enrolled	Graduated	Foster	Volunteer Hours
Larry B. Norris Unit	6	4	0	4
North Central Unit	4	2	0	0
Ouachita River Correctional Unit	6	0	0	0
Randall L. Williams Unit	3	0	0	6
Tucker Unit	8	4	0	4
Total	27	10	0	14

Completed Paws in Prison Training:

October 2025 Program Graduates	10
YTD Program Graduates	134
Total Graduates Since Inception (Dec 2011)	2691
Dogs Currently in Foster (Graduated, but Not Adopted)	0
October 2025 Volunteer Hours	14
YTD Volunteer Hours	106

AGENCY HIGHLIGHT

OCTOBER 2025 PROMOTIONS

Some of the security promotions during the month of October included:

Benton Unit

- Corporal Nichole Boyd
- Corporal Terranie N. Hinton

East Arkansas Regional Unit

- Lt. Eddie L. Jordan III

ECACC

- Corporal Doris Marie Morris
- Corporal Shanish D. Williams

Grimes Unit

- Sgt. Jacob J. Redman
- Sgt. Sean R. Blake

J.A. Hawkins Unit

- Lt. Christopher H. Curtis

NEACC

- Corporal Paula A. Watts

NWAWR

- Sgt. Cordell D. Smith

OMGEA

- Sgt. Katie M. Chamberlin

ORCU

- Sgt. Victoria Hall

Pine Bluff Unit

- Sgt. Jardena N. Swann

Randall L. Williams

- Sgt. Makevia S. Goodwin
- Sgt. Tytionna T. Smith
- Sgt. Latoya N. Huddleston

Varner Unit

- Sgt. Deashia J. Wheeler

White River CC

- Corporal Raymond L. Spangler

Wrightsville Unit

- Sgt. Cleavon Meabon III
- Sgt. Mustapha Lowe
- Sgt. April L. Dailey

FARM TO SCHOOL PROGRAM

In June, Governor Sarah Huckabee Sanders announced a new farm-to-school program partnership between the Marion School District and ADC facilities in Newport (McPherson Unit and Grimes Unit). We are pleased to announce that the first round of produce has harvested by our regional maintenance crew and delivered to the Marion School District.

CUMMINS UNIT SERVICE AWARDS

Members of the #ARDOCFamily recently gathered to celebrate staff at the Cummins Unit during the unit's Annual Career Service Awards.

VARNER UNIT SERVICE AWARDS

Recently, members of the #ARDOCFamily gathered to celebrate the team at the Varner/Varner Supermax for their 2025 Career Service Awards.

BCOT 2025 - EE (EAST ARKANSAS ACADEMY)

MEET THE GRADUATES EARU BCOT SATELLITE CLASS 2025-EE

MCPHERSON UNIT SERVICE AWARDS

Recently, members of the #ARDOCFamily gathered to celebrate the McPherson Unit - AR DOC staff during the unit's Annual Career Service Awards.

SGT. C. CULCLAGER - DEPLOYMENT

Our very own Sgt. Cameron Culclager joined the nearly 120 Arkansas National Guardsmen and four UH-72 Lakota aircraft from 1st Battalion, 114th Security and Support Aviation Regiment, 77th Expeditionary Combat Aviation Brigade, as they departed for a 13-month Title 10 federal active duty deployment to the nation's southern border in Texas to support U.S. Customs and Border Patrol. We are sending well wishes to Sgt. Culclager and the rest of the guardsmen, but don't worry, his post will be waiting on him upon his return!

MCPHERSON UNIT - OUTSTANDING VOLUNTEER

We would like to thank the Newport Community Garden Initiative-NCGI for recognizing the hard work of the McPherson Unit - AR DOC Regional Maintenance Crew!

TUCKER UNIT ACA

Join the #ARDOCFamily in congratulation Warden James Dycus and the magnificent staff at the Tucker Unit on their American Correctional Association Reaccreditation Audit. Below are the scores of the audit:

- 100% on Mandatory Standards and Best Practices
- 99.5 on Non-Mandatory Standards and Best Practices

The auditors bragged on the professionalism and dedication of the staff. They were amazed at the cleanliness and upkeep of a facility that's over 100 years old. Thank you #TeamTucker for your hard work and dedication to our agency! Great Job!!

WRIGHTSVILLE UNIT SERVICE AWARDS

Recently, members of the #ARDOCFamily had the opportunity to celebrate the staff at the Wrightsville Complex during their Annual Career Service Awards

OMEGA SERVICE AWARDS

Recently, the Omega Supervision Sanction Center gathered to celebrate their staff during the center's Annual Career Service Awards.

PINE BLUFF COMPLEX SERVICE AWARDS

Members of the #ARDOCFamily gathered to celebrate the staff of the Pine Bluff Complex during the facility's recent Career Service Awards.

BCOT 2025-OA

Monday the #ARDOCFamily welcomed the cadets of BCOT 2025-OA at our new Basic Correctional Officer Regional Training Academy at the Ouachita River Correctional Unit. We now note only offer BCOT training at the Training Academy in England, but 4 regional academies throughout the state!

ACSD 24-25 GED GRADUATION

In honor of #NationalStudentDay, join the #ARDOCFamily in congratulating the 723 graduates who earned their GED in the 24-25 school year from the Arkansas Correctional School District.

NWAWR SERVICE AWARDS

Recently, members of the #ARDOCFamily had the opportunity to celebrate the team at the Northwest Arkansas Work Release Center during the center's Career Service Awards.

ORCU SERVICE AWARDS

Recently, the Ouachita River Correctional Unit and members of the #ARDOCFamily gathered to celebrate the ORCU Team during the unit's Career Service Awards.

DELTA UNIT - MCGEHEE PARADE

Delta Unit's Field Crew was proud to be part of the McGehee Arkansas's Owlfeet.

NORTH CENTRAL UNIT SERVICE AWARDS

Recently, members of the #ARDOCFamily gathered to celebrate the staff at the North Central Unit for their Career Service Awards.

BCOT 2025 - L (TRAINING ACADEMY)

Join us in congratulating the recent graduates of the Basic Correctional Officers Training Academy Class 2025-L!

CUMMINS & VARNER UNIT - LINCOLN CO. PARADE

It's safe to say the staff from the Cummins Unit and Varner/Varner Supermax enjoyed their opportunity to be out in their community for the 2025 Lincoln County Fair Parade!

FARRIER SCHOOL

The 2025 ADC Farrier School was a huge success. ADC staff and class 1A inmates from various ADC units learned how to trim, balance and fit the proper shoe to the equine hoof from local pros. They were also taught how to diagnose hoof problems and when to refer a horse to the vet. Once released, a number of inmates who have graduated from this school have gone on to have successful careers as farriers statewide.

BENTON UNIT SERVICE AWARDS

Members of the #ARDOCFamily gathered to celebrate the staff of the Benton Unit during their recent Career Service Awards.

ECACC ACA

Please join the #ARDOCFamily in congratulating Warden Tameka Coleman and the outstanding staff at the East Central Arkansas Community Correction Center on their American Correctional Association Reaccreditation Audit. Below are the scores from the audit:

- 100% on Mandatory Standards and Best Practices
- 100% on Non-Mandatory Standards and Best Practices
- Great Job EACCC!!

The auditors complemented the overall operations of the facility. The Chairman bragged that he felt like he was leaving the residents in good hands when he walked out of the facility today. The unit looked great! Staff answered all of the questions asked and were impressive!!

REGIONAL MAINTENANCE PROJECT HIGHLIGHTS

OCTOBER 2025

Clean up for the City of Gould :
Varner Unit Regional Maintenance



Clean up for the City of Malvern :
Ouachita River Correctional Unit Regional Maintenance



Clean up at Arkansas State Fairgrounds:
Wrightsville Regional Maintenance



RESIDENTIAL CENTERS STATISTICS AT A GLANCE - OCTOBER 2025

Resident Admissions	
CAC	0
ECAC	100
NEAC	62
OMEGA	51
SWAC	147
Resident Releases	
CAC	25
ECAC	92
NEAC	36
OMEGA	48
SWAC	137
Successful Completions	
CAC	25
ECAC	36
NEAC	40
OMEGA	48
SWAC	66
Wage Class Enrollment	
CAC	8
ECAC	12
NEAC	0
OMEGA	16
SWAC	10
Shorter College Enrollment	
CAC	20
ECAC	43
NEAC	15
SWAC	57
Henderson State University Enrollment	
CAC	0
OMGEA	0
SWAC	67
Exodus Enrollment	
CAC	3
ECAC	20
Good Grid	
CAC	0
ECAC	18
NEAC	8
OMEGA	20
SWAC	0
Photo Id's Issued	
CAC	13
ECAC	9
NEAC	5
OMEGA	0
SWAC	22
Drivers Licenses	
CAC	12
ECAC	3
NEAC	3
OMGEA	0
SWAC	3

Birth Certificates	
CAC	0
ECAC	2
NEAC	0
OMEGA	0
SWAC	0
Social Security Cards	
CAC	2
ECAC	0
NEAC	0
OMEGA	0
SWAC	0
Number of Volunteers	
CAC	16
ECAC	41
NEAC	29
OMEGA	12
SWAC	19
Volunteer Hours	
CAC	177
ECAC	319
NEAC	111
OMGEA	124
SWAC	97.3
GED Enrollment	
CAC	26
ECAC	75
NEAC	28
OMGEA	6
SWAC	76
GED Completed	
CAC	2
ECAC	0
NEAC	5
OMGEA	1
SWAC	9
AA/NA Attendace	
CAC	27
ECAC	463
NEAC	0
OMEGA	74
SWAC	28
Celebrate Recovery	
CAC	37
NEAC	0
SWAC	44
ServSafe	
CAC	0
ECAC	0
I.C.E.V.	
CAC	0
SWAC	17

MAT Participants	
CAC	16
ECAC	72
SWAC	7
MAT Discharged	
CAC	1
ECAC	6
SWAC	0
Victim Impact Panel	
CAC	3
ECAC	0
NEAC	13
OMEGA	3
SWAC	21
DASEP	
CAC	3
ECAC	0
NEAC	13
OMEGA	5
SWAC	21
Life Recovery	
CAC	0
OMEGA	30
SWAC	54
Accuplacer Testing	
CAC	0
ECAC	0
NEAC	19
Reformers Anonymous	
CAC	0
Affordable Healthcare Enrollment	
CAC	25
ECAC	140
NEAC	49
OMEGA	92
SWAC	109

2025 INFORMAL GRIEVANCE REPORT

Month	BENTON	CACCC	CU & CMU	DRU	EACCC	EARU & M	Ester	GRIMES	HAWK/M	HAWK/F	LBNU	MCWR	MCPH	NEACCC	NCU	NWA	OMGEA	ORCU	PBU	RLW	SWACCC	TU	TRCC	VSMX	VU	WRCC	WRTS	TOTAL
JAN	0	9	106	81	72	152	48	234	11	19	112	0	160	26	95	0	48	123	36	24	20	63	3	166	49	15	68	1,740
FEB	0	6	97	66	40	168	27	222	5	28	69	0	161	16	47	0	40	117	16	27	12	96	1	120	39	16	94	1,530
MAR	1	21	113	68	57	147	33	170	15	26	90	0	246	9	79	0	26	137	23	30	9	74	0	157	32	43	62	1,668
APR	0	13	109	82	52	219	54	183	6	21	76	0	170	15	47	0	26	90	22	39	14	114	0	128	20	12	60	1,572
MAY	0	5	135	45	86	138	51	217	9	4	71	0	144	6	69	0	27	100	31	31	18	60	1	115	45	15	77	1,500
JUN	1	6	83	32	65	140	32	219	28	2	50	0	184	24	73	0	65	83	29	35	28	56	0	199	54	6	79	1,573
JUL	2	13	107	38	61	175	17	231	42	1	84	0	242	57	85	0	87	122	36	41	24	64	1	193	46	5	65	1,839
AUG	0	6	93	85	53	189	29	197	36	1	93	0	273	41	77	0	158	87	32	49	22	77	0	170	132	18	61	1,979
SEPT	0	16	194	59	62	207	37	195	37	6	61	0	250	33	132	0	114	92	26	20	11	90	0	153	21	13	59	1,888
OCT	0	6	152	114	45	211	49	230	25	2	75	0	233	67	75	0	143	114	17	17	15	117	0	128	29	8	26	1,898
NOV																												0
DEC																												0
TOTAL	4	101	1,189	670	593	1,746	377	2,098	214	110	781	0	2,063	294	779	0	734	1,065	268	313	173	811	6	1,529	467	151	651	17,187

2025 FORMAL GRIEVANCE REPORT

Month	BENTON	CACCC	CU & CMU	DRU	EACCC	EARU & MX	Ester	GRIMES	HAWK/M	HAWK/F	LBNU	MCWR	MCPH	NEACCC	NCU	NWA	OMGEA	ORCU	PBU	RLW	SWACCC	TU	TRCC	VSMX	VU	WRCC	WRTS	TOTAL
JAN	0	2	106	45	0	263	31	127	6	2	108	0	55	2	63	0	31	64	17	13	0	53	3	125	24	0	31	1,171
FEB	0	0	83	39	0	280	18	125	5	15	81	0	67	2	28	0	16	62	11	19	1	73	0	84	16	1	46	1,072
MAR	0	0	101	46	0	255	13	93	5	9	112	0	99	2	52	0	12	67	22	32	1	67	0	102	19	9	27	1,145
APR	0	0	92	50	0	345	45	103	6	15	100	0	120	1	29	0	36	53	21	23	1	87	0	92	11	2	18	1,250
MAY	0	0	96	45	0	288	41	132	3	4	104	1	98	0	40	0	59	58	20	16	1	47	0	95	17	4	29	1,198
JUN	0	1	66	49	0	287	18	127	9	0	86	3	87	1	60	0	59	66	21	27	8	53	0	154	31	1	32	1,246
JUL	0	0	108	34	0	329	12	127	14	1	84	0	145	5	49	0	48	88	34	32	3	59	0	140	19	6	29	1,366
AUG	0	1	69	41	0	332	15	119	17	1	90	0	137	2	39	0	92	57	21	23	1	64	0	132	11	4	20	1,288
SEPT	0	0	146	33	0	292	23	124	12	4	106	0	128	0	111	1	39	66	11	22	0	71	0	121	15	8	23	1,356
OCT	0	0	110	34	1	286	30	146	6	2	150	0	92	2	56	0	54	57	8	16	2	122	0	94	18	2	22	1,310
NOV																												0
DEC																												0
TOTAL	0	4	977	416	1	2,957	246	1,223	83	53	1,021	4	1,028	17	527	1	446	638	186	223	18	696	3	1,139	181	37	277	12,402

Report includes Pine Bluff Reentry (PBR), Pine Bluff Unit (PBU) and Pine Bluff Work Release (PBW).

INMATE INSTITUTIONAL GRIEVANCE APPEAL REPORT – OCTOBER 2025

	Acknowledged	Rejected	Processed W/O Merit	Processed W/ Merit
Benton Unit	0	0	0	0
Benton Work Release	0	0	0	0
CACCC	0	0	0	0
Cummins Unit	25	25	19	0
Cummins Modular Unit	1	2	1	0
Delta Regional Unit	10	2	10	0
EACCC	0	0	0	0
East Arkansas Regional Unit	26	3	15	0
East Arkansas Regional Max Unit	77	14	45	0
Ester Unit	9	0	3	0
Grimes Unit	24	9	21	0
Larry B. Norris Unit (MAX)	29	13	27	0
Tucker Work Release	0	0	0	0
McPherson Unit	18	12	9	0
McPherson Mental Health Residential Program Unit	2	0	0	0
Mississippi County Work Release Center	1	0	0	0
NEACCC	1	1	0	0
Northwest Arkansas Work Release Center	0	0	0	0
North Central Unit	26	7	25	0
OMEGA	26	28	9	0
Ouachita River Correctional Unit	0	1	11	0
ORCU Hospital	0	0	0	0
ORCU New Commitment	12	0	0	0
ORCU Mental Health Residential Program Unit	1	0	0	0
Pine Bluff Unit	2	1	0	1
Pine Bluff Re-Entry	0	0	0	0
Randall L. Williams Correctional Facility	5	3	5	0
SWACCC	0	0	0	0
Texarkana Regional Correctional Center	0	0	0	0
Tucker Unit	9	3	11	2
Varner Super Max	34	22	21	0
Varner Unit	1	2	2	0
WRCCC	0	0	0	0
Wrightsville Unit	2	3	4	0
Hawkins Center	2	0	2	0
Hawkins for Males	1	0	1	0
Hawkins SPU	0	0	0	0
Total	344	151	241	3

ADMISSIONS AND RELEASES - October 2025

<u>Admissions</u>	<u>Male</u>	<u>Female</u>	<u>Total</u>
Asian	1	1	2
Black	139	16	155
Caucasian	198	63	261
Hispanic	5	0	5
Native American Indian	1	1	2
Native Hawaiian or Pacific Island	0	0	0
Other	1	0	1
Unknown	1	0	1
Total	346	81	427

<u>Releases</u>	<u>Male</u>	<u>Female</u>	<u>Total</u>
Asian	2	0	2
Black	114	19	133
Caucasian	210	43	253
Hispanic	16	2	18
Native American Indian	3	0	3
Native Hawaiian or Pacific Island	2	1	3
Other	0	0	0
Unknown	0	0	0
Total	347	65	412

ADC INMATE POPULATION GROWTH 2000-2029 - OCTOBER 2025

Mo.	2000	2001	2002	2003	2004	2005	2006	2007	2008	2009	2010	2011	2012	2013	2014	2015	2016	2017	2018	2019	2020	2021	2022	2023	2024	2025
Jan.	11,984	11,908	12,402	13,015	13,105	13,595	13,481	13,839	14,518	14,796	15,334	16,312	15,134	14,815	17,481	18,142	17,785	17,824	18,201	17,958	17,989	16,119	17,154	17,682	18,522	18,673
Feb.	12,169	12,022	12,529	13,054	13,166	13,783	13,633	14,012	14,603	14,883	15,374	16,209	14,990	15,008	17,438	18,082	17,625	17,608	17,998	17,846	18,181	16,120	17,077	17,814	18,612	18,805
March	12,006	12,033	12,299	13,108	13,088	13,418	13,534	13,772	14,580	14,843	15,290	16,095	14,964	14,665	17,395	18,233	17,573	17,666	18,089	17,898	17,860	16,085	16,992	18,075	18,820	18,803
April	12,069	12,167	12,465	13,213	13,323	13,469	13,554	13,851	14,769	14,937	15,570	16,172	15,124	14,850	17,604	18,703	17,815	17,798	18,227	17,977	17,331	16,250	17,059	18,206	18,889	18,756
May	12,109	12,384	12,558	13,463	13,556	13,528	13,711	14,146	14,880	15,146	15,694	16,062	15,132	15,074	17,593	18,693	17,769	17,652	17,945	17,817	16,694	16,476	17,229	18,267	18,863	18,746
June	12,005	12,108	12,439	13,418	13,389	13,251	13,430	13,915	14,700	15,025	15,564	15,554	14,832	14,825	17,340	18,813	17,973	17,963	17,972	17,942	16,552	16,560	17,129	18,213	18,957	18,748
July	12,030	12,190	12,622	13,509	13,528	13,286	13,560	14,082	14,868	15,195	15,807	15,519	14,879	15,379	17,522	18,870	18,130	18,180	18,005	18,002	16,511	16,638	17,109	18,397	18,955	18,804
August	12,087	12,371	12,815	13,565	13,632	13,419	13,646	14,224	15,100	15,385	15,829	15,240	14,675	16,103	17,549	18,806	17,919	18,051	17,751	18,090	16,367	16,655	17,274	18,375	19,038	18,875
September	11,983	12,289	12,774	13,341	13,516	13,237	13,652	14,217	14,850	15,285	16,025	15,172	14,724	16,412	17,605	18,549	18,026	18,179	17,865	17,856	16,215	16,698	17,432	18,380	19,043	18,945
October	12,119	12,348	12,942	13,341	13,584	13,363	13,775	14,349	14,836	15,381	16,311	15,271	14,856	16,993	17,880	18,430	18,127	18,348	17,943	17,947	16,311	16,821	17,480	18,557	19,100	18,990
November	12,094	12,408	13,162	13,408	13,706	13,587	13,913	14,437	15,025	15,340	16,460	15,205	14,625	17,168	17,848	17,981	17,573	17,973	17,666	18,060	16,165	16,982	17,521	18,500	18,987	
December	11,856	12,333	12,845	13,106	13,470	13,338	13,728	14,315	14,716	15,199	16,204	15,062	14,654	17,235	17,874	17,707	17,537	18,078	17,799	17,759	16,094	17,023	17,648	18,503	18,844	
Net Ann. Inc.	29	477	512	261	364	-132	390	587	401	483	1,005	-1,142	-408	2,581	639	-167	-170	541	-279	-40	-1,665	929	625	855	341	146
Avg. Mo. Inc.	2	40	43	22	30	-11	33	49	33	40	84	-95	-34	215	53	-14	-14	45	-23	-3	-139	77	52	71	28	15

Population is total jurisdictional count at end of each month. Population at end of month December 1999 was 11,827.

Average monthly population increased for past fifteen years 2010 - 2024 is 20

Average monthly population increased for past ten years Jan. 2011 - Dec 2024 is 8

Average monthly population decreased for past five years 2020 - 2024 is 18

Projected at Growth of 20 per Month

Mo.	2008	2009	2010	2011	2012	2013	2014	2015	2016	2017	2018	2019	2020	2021	2022	2023	2024	2025	2026	2027	2028	2029
	Actual	Actual	Actual	Actual	Actual	Actual	Actual	Actual	Actual	Actual	Actual	Actual	Actual	Actual	Actual	Actual	Actual	Actual/Proj.	Proj.	Proj.	Proj.	Proj.
January	14,518	14,796	15,334	16,312	15,134	14,815	17,481	18,142	17,785	17,824	18,201	17,958	17,989	16,119	17,154	17,682	18,522	18,673	19,050	19,290	19,530	19,770
February	14,603	14,883	15,374	16,209	14,990	15,008	17,438	18,082	17,625	17,608	17,998	17,846	18,181	16,120	17,077	17,814	18,612	18,805	19,070	19,310	19,550	19,790
March	14,580	14,843	15,290	16,095	14,964	14,665	17,395	18,233	17,573	17,666	18,089	17,898	17,860	16,085	16,992	18,075	18,820	18,803	19,090	19,330	19,570	19,810
April	14,769	14,937	15,570	16,172	15,124	14,850	17,604	18,703	17,815	17,798	18,227	17,977	17,331	16,250	17,059	18,206	18,889	18,756	19,110	19,350	19,590	19,830
May	14,880	15,146	15,694	16,062	15,132	15,074	17,593	18,693	17,769	17,652	17,945	17,817	16,694	16,476	17,229	18,267	18,863	18,746	19,130	19,370	19,610	19,850
June	14,700	15,025	15,564	15,554	14,832	14,825	17,340	18,813	17,973	17,963	17,972	17,942	16,552	16,560	17,129	18,213	18,957	18,748	19,150	19,390	19,630	19,870
July	14,868	15,195	15,807	15,519	14,879	15,379	17,522	18,870	18,130	18,180	18,005	18,002	16,511	16,638	17,109	18,397	18,955	18,804	19,170	19,410	19,650	19,890
August	15,100	15,385	15,829	15,240	14,675	16,103	17,549	18,806	17,919	18,051	17,751	18,090	16,367	16,655	17,274	18,375	19,038	18,875	19,190	19,430	19,670	19,910
September	14,850	15,285	16,025	15,172	14,724	16,412	17,605	18,549	18,026	18,179	17,865	17,856	16,215	16,698	17,432	18,380	19,043	18,945	19,210	19,450	19,690	19,930
October	14,836	15,381	16,311	15,271	14,856	16,993	17,880	18,430	18,127	18,348	17,943	17,947	16,311	16,821	17,480	18,557	19,100	18,990	19,230	19,470	19,710	19,950
November	15,025	15,340	16,460	15,205	14,625	17,168	17,848	17,981	17,573	17,973	17,666	18,060	16,165	16,982	17,521	18,500	18,987	19,010	19,250	19,490	19,730	19,970
December	14,716	15,199	16,204	15,062	14,654	17,235	17,874	17,707	17,537	18,078	17,799	17,759	16,094	17,023	17,648	18,503	18,844	19,030	19,270	19,510	19,750	19,990
Net Ann. Inc.	401	483	1,005	-1,142	-408	2,581	639	-167	-170	541	-279	-40	-1,665	929	625	855	341	186	240	240	240	240
Ave. Mo. Inc.	33	40	84	-95	-34	215	53	-14	-14	45	-23	-3	-139	77	52	71	28	16	20	20	20	20

MONTHLY POPULATION AVERAGES - OCTOBER 2025

Unit/Center	10/1	10/2	10/3	10/6	10/7	10/8	10/9	10/10	10/13	10/14	10/15	10/16	10/17	10/20	10/21	10/22	10/23	10/24	10/27	10/28	10/29	10/30	10/31	AVG
Benton	331	331	331	329	329	329	329	329	328	326	326	326	326	326	322	323	330	330	330	328	328	328	328	328
Cummins	1,993	1,992	1,991	1,984	1,981	1,979	1,984	1,986	1,989	1,989	1,980	1,980	1,980	1,978	1,985	1,985	1,983	1,979	1,981	1,980	1,979	1,983	1,980	1,984
Delta	617	627	627	630	630	631	631	630	630	629	630	629	629	628	620	626	626	622	622	621	626	619	618	626
Dr. Mary L. Parker-Reed	-	-	-	-	4	6	6	6	9	9	22	22	26	26	26	26	26	26	26	26	27	26	29	20
East AR Reg	1,612	1,619	1,618	1,619	1,619	1,622	1,619	1,618	1,620	1,622	1,622	1,621	1,625	1,621	1,624	1,622	1,626	1,625	1,625	1,624	1,624	1,622	1,621	1,621
Ester	698	706	706	706	703	707	703	700	699	703	702	701	705	703	702	705	706	700	700	701	706	701	695	703
Grimes	1,099	1,105	1,100	1,101	1,101	1,097	1,106	1,106	1,096	1,096	1,106	1,103	1,101	1,104	1,101	1,097	1,097	1,092	1,102	1,102	1,102	1,107	1,097	1,101
Max Sec	576	575	575	575	575	575	575	575	576	577	577	576	574	573	573	571	571	571	570	570	574	579	580	574
McPherson	1,266	1,266	1,268	1,265	1,264	1,262	1,263	1,256	1,254	1,253	1,239	1,251	1,248	1,247	1,252	1,252	1,246	1,253	1,252	1,251	1,257	1,250	1,249	1,255
MCWRC	185	183	183	184	182	182	182	182	183	183	183	183	183	183	183	183	181	181	181	181	186	184	183	183
N Central	935	933	938	933	939	949	945	943	936	938	941	935	936	935	934	938	937	928	932	932	928	934	934	936
NWAWRC	108	108	108	107	107	107	108	108	108	107	108	108	107	108	108	108	108	108	108	108	108	108	108	108
Ouachita River	1,911	1,911	1,909	1,909	1,915	1,912	1,917	1,915	1,912	1,914	1,915	1,912	1,908	1,910	1,910	1,917	1,908	1,910	1,910	1,908	1,905	1,907	1,909	1,911
Randall L Williams	543	542	541	541	539	539	540	538	535	536	538	536	537	536	536	543	542	540	539	538	541	542	544	539
Pine Bluff	560	558	558	557	557	559	559	559	558	558	558	553	556	556	556	554	557	554	560	560	559	554	554	557
PB Work Release	56	56	56	56	56	56	56	55	55	55	56	56	56	56	56	55	57	56	56	56	56	56	56	56
TRCC	126	132	132	131	131	129	133	133	133	133	132	132	132	132	132	131	131	132	131	131	131	134	133	132
Tucker	1,015	1,008	1,007	1,002	1,001	1,001	1,000	1,000	1,010	1,010	1,013	1,012	1,014	1,015	1,014	1,013	997	1,012	1,010	1,010	1,015	1,006	1,003	1,008
Tucker Work Release	109	109	109	108	108	108	107	107	107	105	105	105	105	105	105	108	113	114	114	114	113	113	112	109
Varner	1,690	1,692	1,691	1,690	1,693	1,692	1,689	1,689	1,692	1,690	1,689	1,693	1,693	1,691	1,689	1,696	1,696	1,695	1,694	1,696	1,693	1,694	1,692	1,692
Wrightsville	852	850	844	843	855	854	853	848	856	853	853	848	858	856	853	851	854	852	854	851	849	853	851	852
WR Hawkins-Females	3	3	3	3	-	-	-	-	-	-	-	-	-	-	-	-	-	-	-	-	-	-	-	3
WR Hawkins-Males	452	445	445	453	452	453	450	450	450	451	453	444	450	452	451	449	448	445	449	448	450	456	455	450
Total ADC	16,737	16,751	16,740	16,726	16,741	16,749	16,755	16,733	16,736	16,737	16,748	16,726	16,749	16,741	16,732	16,749	16,743	16,734	16,742	16,736	16,759	16,751	16,734	16,741
ALETA	13	13	13	13	13	13	13	13	13	13	13	13	13	13	13	13	13	13	13	13	13	13	13	13
Ar State Police	58	58	57	57	58	58	58	58	58	58	58	58	58	58	58	58	58	58	58	58	58	58	57	58
Co Jail / M	1,632	1,592	1,607	1,624	1,617	1,586	1,601	1,653	1,671	1,671	1,680	1,659	1,648	1,655	1,680	1,646	1,672	1,717	1,715	1,703	1,707	1,715	1,716	1,659
Co Jail / F	131	137	136	140	140	143	140	147	147	142	140	132	138	137	129	129	137	131	134	127	123	129	126	135
Total Co Jail BK	1,763	1,729	1,743	1,764	1,757	1,729	1,741	1,800	1,818	1,813	1,820	1,791	1,786	1,792	1,809	1,775	1,809	1,848	1,849	1,830	1,830	1,844	1,842	1,795
309/M	193	193	193	193	194	194	194	194	194	193	191	191	190	190	190	188	188	189	189	191	191	190	191	191
309/F	122	120	120	120	120	120	120	120	120	124	124	124	124	128	128	128	127	126	125	123	123	125	125	123
Total Act 309	315	313	313	313	313	314	314	314	314	317	315	315	314	318	318	316	315	315	314	314	314	315	316	315
Total Non ADC	2,149	2,113	2,126	2,147	2,141	2,114	2,126	2,185	2,203	2,201	2,206	2,177	2,171	2,181	2,198	2,162	2,195	2,234	2,234	2,215	2,215	2,230	2,228	2,180
Total	18,886	18,864	18,866	18,873	18,882	18,863	18,881	18,918	18,939	18,938	18,954	18,903	18,920	18,922	18,930	18,911	18,938	18,968	18,976	18,951	18,974	18,981	18,962	18,922
	1	1	1	1	1	1	1	1	1	1	1	1	1	1	1	1	1	1	1	1	1	1	1	23

16741

18922

0

CENTER POPULATIONS - OCTOBER 2025

Location:	In Count	Out To:				Total	Capacity	% Capacity	
		ORCU Hosp	Other Hosp	Furlough	Court				
Central AR CCC - Males/Males	105	0	0	0	0	105	150		
Central AR CCC - Males Total	105	0	0	0	0	105	150	70.0%	
East Central AR CCC/90 Day PV in CCC Females	2	0	0	0	0	2	0		
East Central AR CCC/Females	376	0	0	0	1	377	422		
East Central AR CCC-Females Drug Treatment/Females	24	0	0	0	0	24	0		
East Central AR CCC Supervision Sanction-Female/90 Day PV in CCC Females	48	0	0	0	0	48	0		
East Central AR CCC Supervision Sanction-Female/Females	60	0	0	0	4	64	88		
East Central AR CCC Total	510	0	0	0	5	515	510	101.0%	
NE AR CCC - Drug Treatment/Males	18	0	0	0	0	18	25		
NE AR CCC/Males	233	0	1	0	1	235	215		
NE AR CCC Total	251	0	1	0	1	253	240	105.4%	
Omega Supervision Sanction Center/90 Day PV in CCC Males	191	0	0	0	0	191	0		
Omega Supervision Sanction Center/Males	120	0	0	0	7	127	300		
Omega Supervision Sanction Center Total	311	0	0	0	7	318	300	106.0%	
Phillips County Detention Center/90 Day PV in CCC Males	66	0	0	0	0	66	0		
Phillips County Detention Center/Males	0	0	0	0	3	3	80		
Phillips County Detention Center Total	66	0	0	0	3	69	80	86.3%	
SW AR CCC/Males	503	0	1	0	0	504	510		
SW AR Supervision Sanction Center/Males	65	0	0	0	0	65	100		
SW AR CCC Total	568	0	1	0	0	569	610	93.3%	
White River Correctional Center/90 Day PV in CCC Males	153	0	0	0	0	153	0		
White River Correctional Center/Males	5	0	1	0	11	17	173		
White River Correctional Center Total	158	0	1	0	11	170	173	98.3%	
In Transit Count:	0								
TOTALS - UNIT COUNT	1,969	0	3	0	27	1,999			
						Male	1,484	1,553	95.6%
						Female	515	510	101.0%
						Total	1,999	2,063	96.9%
County Jail Backup SSP/Females Total	6	0	0	0	0	6			
County Jail Backup SSP/Males Total	51	0	0	0	0	51			
County Jail Backup/Females Total	16	0	0	0	0	16			
County Jail Backup/Males Total	75	0	0	0	0	75			

Location:	In Count	Out To:				Total	Capacity	% Capacity
		ORCU Hosp	Other Hosp	Furlough	Court			
TOTAL - NONAGENCY	148	0	0	0	0	148		
						Male	126	
						Female	22	
						Total	148	
Re-Entry Act 146 Total	208	0	0	0	0	208	204	102.0%
GRAND TOTAL	2,325	0	3	0	27	2,355		

FACILITY POPULATIONS - OCTOBER 2025

Location:	In Count	Out To:					Total	Capacity	% Capacity
		ORCU Hosp	Other Hosp	Furlough	Court				
Benton Work Release/Males	328	0	0	0	0	328	325		
Benton Work Release Total	328	0	0	0	0	328	325	100.9%	
Cummins Unit/Males	1,663	1	1	0	5	1,670	1,550		
Cummins Modular Unit/Males	310	0	0	0	0	310	300		
Cummins Unit Total	1,973	1	1	0	5	1,980	1,850	107.0%	
Delta Regional Unit Total	615	0	0	0	3	618	472	130.9%	
Dr. Mary L Parker-Reed Women's Unit/Females	29	0	0	0	0	29	44		
Dr. Mary L Parker-Reed Women's Unit Total	29	0	0	0	0	29	44	65.9%	
East AR Region. Unit/Males	1,101	2	1	0	4	1,108	1,000		
East AR Regional Max Unit/Males	509	1	1	0	2	513	432		
East AR Region. Unit Total	1,610	3	2	0	6	1,621	1,432	113.2%	
Grimes Unit Total	1,092	2	2	0	1	1,097	1,012	108.4%	
McPherson Unit/Females	1,207	0	1	0	8	1,216	1,168		
McPherson MH Residential Prog Unit/Females	33	0	0	0	0	33	40		
McPherson Unit Total	1,240	0	1	0	8	1,249	1,208	103.4%	
Mississippi County W/R/Males	184	0	0	0	0	184	102		
Miss. Co. Regional Maintenance/Males	0	0	0	0	0	0	43		
Mississippi County W/R Total	184	0	0	0	0	184	145	126.9%	
Tucker Work Release/Males	112	0	0	0	0	112	124		
Norris Unit/Males	580	0	0	0	0	580	532		
Norris Unit Total	692	0	0	0	0	692	656	105.5%	
North Central Unit Total	931	0	0	0	3	934	700	133.4%	
NW ARK Work Release Total	108	0	0	0	0	108	100	108.0%	
Ouachita River Correctional Unit/Males	1,441	4	3	0	11	1,459	1,415		
Ouachita River Correction Unit New Commitment/Males	344	1	1	0	7	353	246		
ORCU MH Residential Prog Unit/Males	95	2	0	0	0	97	128		
Ouachita River Correctional Unit Total	1,880	7	4	0	18	1,909	1,789	106.7%	
Ester Unit/Males	691	1	1	0	2	695	579		
Randall L. Williams Cor. Facility/Males	537	0	2	0	5	544	518		
Pine Bluff Unit/Males	554	0	0	0	0	554	520		
PB Unit Work Release/Females	56	0	0	0	0	56	54		
Pine Bluff Complex Total	1,838	1	3	0	7	1,849	1,671	110.7%	
Texarkana Work Release/Males	101	0	0	0	0	101	96		
Texarkana Regional Maintenance/Males	32	0	0	0	0	32	32		
Texarkana Work Release Total	133	0	0	0	0	133	128	103.9%	
Tucker Unit/Males	999	0	0	1	3	1,003	982		
Tucker Unit Total	999	0	0	1	3	1,003	982	102.1%	
Varner Unit/Males	1,192	0	1	0	4	1,197	1,100		
Varner Super Max/Death Row Males*	23	0	0	0	0	23	0		
Varner Super Max/Males	473	0	0	0	1	474	498		
Varner Unit Total	1,688	0	1	0	5	1,694	1,598	106.0%	

Location:	In Count	Out To:					Total	Capacity	% Capacity
		ORCU Hosp	Other Hosp	Furlough	Court				
Wrightsville Unit/Males	851	0	0	0	0	851	850		
Wrightsville Hawkins Center/Males	253	1	0	0	1	255	200		
Wrightsville Hawkins for Males/Males	200	0	0	0	0	200	200		
Wrightsville Unit Total	1,304	1	0	0	1	1,306	1,250	104.5%	
In Transit Count:	0								
TOTALS - UNIT COUNT	16,644	15	14	1	60	16,734			
						Male	15,400	14,056	109.6%
						Female	1,334	1,306	102.1%
						Total	16,734	15,362	108.9%
ALETA / Males Total	13	0	0	0	0	13	20		
AR State Police / Males Total	57	0	0	0	0	57	65		
Ark. Concurrent Sentences / Females Total	0	0	0	0	0	0			
Ark. Concurrent Sentences / Males Total	0	0	0	0	0	0			
County 309 / Females Total	125	0	0	0	0	125			
County 309 / Males Total	191	0	0	0	0	191			
County 309 Total	316	0	0	0	0	316	350		
County Jail Backup / Females Total	126	0	0	0	0	126			
County Jail Backup / Males Total	1,716	0	0	0	0	1,716			
Interstate Compact / Females Total	1	0	0	0	0	1			
Interstate Compact / Males Total	27	0	0	0	0	27			
TOTAL - NONAGENCY	2,256	0	0	0	0	2,256			
						Male	2,004		
						Female	252		
						Total	2,256		
GRAND TOTAL	18,900	15	14	1	60	18,990			

Total Death Row Male/Female = 23
 ACC Reentry Transfers / Females Total = ACC 44
 Reentry Transfers / Males Total = 164

FISCAL YEAR 2026 COUNTY JAIL BACKUP - OCTOBER 2025

DAY		Jul-25		Aug-25		Sep-25		Oct-25
1		1,550		1,659		1,720		1,763
2		1,573	*	1,659		1,720		1,729
3		1,551	*	1,659		1,724		1,743
4		1,576		1,654		1,685	*	1,743
5	*	1,576		1,654		1,687	*	1,743
6	*	1,576		1,643	*	1,687		1,764
7		1,576		1,663	*	1,687		1,757
8		1,592		1,676		1,679		1,729
9		1,605	*	1,676		1,687		1,741
10		1,596	*	1,676		1,715		1,800
11		1,577		1,666		1,720	*	1,800
12	*	1,577		1,673		1,725	*	1,800
13	*	1,577		1,649	*	1,725		1,818
14		1,567		1,639	*	1,725		1,813
15		1,593		1,661		1,728		1,820
16		1,594	*	1,661		1,729		1,791
17		1,606	*	1,661		1,767		1,786
18		1,638		1,674		1,743	*	1,786
19	*	1,638		1,684		1,749	*	1,786
20	*	1,638		1,689	*	1,749		1,792
21		1,615		1,667	*	1,749		1,809
22		1,624		1,684		1,769		1,775
23		1,648	*	1,684		1,789		1,809
24		1,636	*	1,684		1,790		1,848
25		1,626		1,703		1,784	*	1,848
26	*	1,626		1,696		1,790	*	1,848
27	*	1,626		1,735	*	1,790		1,849
28		1,604		1,679	*	1,790		1,830
29		1,633		1,705		1,788		1,830
30		1,644	*	1,705		1,799		1,844
31		1,643	*	1,705				1,842
Avg Daily Backup		1,603		1,675		1,740		1,795

Note: Totals does not include 309 Contracts in County Jails (maximum of 350)

County Jail Back-up average for October 2025 - 1,795

County Jail Back-up average as of October 31, 2025 - 1,703

Short-Term Revocation Program average for October 2025 - 154

Short-Term Revocation Program Fiscal Year average as of October 31, 2025 - 157

STTG UNIT COUNTS – OCTOBER 2025

Unit	Beginning Total	Confirmed	Suspected	In	Out	Paroled	Removed	Ending Total	Total Unit Population	Unit % of STTG's
Benton	66	0	0	1	2	1	0	64	329	19.45%
Cummins	686	0	0	57	52	6	0	685	1,981	34.58%
Delta	231	0	9	11	2	0	0	209	620	33.71%
EARU	678	0	0	12	4	7	0	679	1,623	41.84%
Ester	175	0	0	11	22	7	0	175	694	25.22%
Grimes	424	0	0	27	19	11	0	421	1,091	38.59%
Hawkins	110	0	0	17	3	7	0	117	454	25.77%
Norris	305	0	0	6	0	1	0	310	692	44.80%
McPherson	49	0	0	1	2	1	0	47	1,248	3.77%
MCWR	57	0	0	3	0	0	0	60	183	32.79%
NCU	279	1	0	24	12	1	0	291	934	31.16%
NWAWR	24	0	0	2	2	0	0	24	108	22.22%
ORCU	371	0	0	70	87	0	0	354	1,556	22.75%
ORCU Intake	94	70	0	0	84	0	0	80	350	22.86%
Pine Bluff	138	0	0	10	9	0	0	139	615	22.60%
RLW	195	0	0	19	17	4	0	193	543	35.54%
TWR	40	0	0	4	2	1	0	41	133	30.83%
Tucker	277	0	0	17	16	7	0	271	1,002	27.05%
Varner	765	0	0	83	83	2	0	763	1,692	45.09%
Wrightsville	245	0	0	11	11	5	0	240	853	28.14%
Total	5,209	71	9	386	429	61	0	5,163	16,701	30.91%

ORCU Intake brought in 70 new STTG members into ADC last month.

STTG DISCIPLINARY REPORT – OCTOBER 2025

Unit	STTG Incidents	STTG Suspected Incidents	Total Unit Disciplinary	Disciplinary Involving STTG	Percentage
Benton	0	0	14	3	21.43%
Cummins	0	0	389	196	50.39%
Delta	0	0	124	72	58.06%
EARU	0	0	271	153	56.46%
Easter	0	0	115	51	44.35%
Grimes	0	0	274	149	54.38%
Hawkins	0	0	7	1	14.29%
Norris	0	0	153	85	55.56%
McPherson	0	0	160	19	11.88%
MCWR	0	0	6	3	50.00%
NCU	3	0	180	82	45.56%
NWAWR	0	0	8	1	12.50%
ORCU	0	0	286	99	34.62%
ORCU Intake	0	0	5	1	20.00%
Pine Bluff	0	0	103	41	39.81%
RLW	0	0	70	29	41.43%
TWR	0	0	9	5	55.56%
Tucker	0	0	133	53	39.85%
Varner	0	0	397	218	54.91%
Wrightsville	0	0	198	83	41.92%
Total	3	0	2,902	1,344	46.31%

STTG COUNTS BY STTG SET – OCTOBER 2025

STTG Set	Benton	Cummins	Delta	EARU	Ester	Grimes	Hawkins	Norris	McPherso	MCWR	NCU	NWAWR	ORCU	Intake	PB	RLW	TWR	Tucker	Varnar	Wrightsvil	Total	
Asian	1	1	0	0	0	2	0	0	0	0	0	0	0	0	0	0	0	1	0	0	0	5
Bloods	12	145	52	147	32	88	20	63	7	9	59	1	59	12	30	41	8	46	158	40	1,029	
Crips	9	82	42	93	17	50	13	48	2	9	31	1	36	9	11	21	4	27	106	22	633	
Folk	2	85	8	52	9	23	27	33	4	2	16	6	24	7	6	9	1	22	54	11	401	
GD	14	143	40	170	37	99	24	76	10	14	66	1	81	20	30	40	4	68	191	75	1,203	
Mexican	4	26	11	25	10	8	2	4	5	1	14	0	14	1	3	5	0	10	24	13	180	
Motorcycle	0	5	0	1	0	0	2	1	1	1	4	0	2	0	0	1	0	1	1	1	21	
Other	0	8	11	18	8	10	0	7	4	1	10	1	18	1	7	1	1	10	23	0	139	
People	3	21	7	34	4	22	3	22	0	1	15	0	10	1	9	6	1	7	32	8	206	
Unknown	0	8	2	8	6	6	0	4	0	4	1	3	18	1	3	9	4	6	9	0	92	
W/S	7	80	18	28	29	38	7	14	6	10	24	6	47	16	16	23	8	39	45	23	484	
AB	2	10	0	7	5	7	1	0	2	2	4	1	4	1	3	2	0	3	20	1	75	
AC	0	8	3	13	3	11	2	3	1	0	8	1	5	1	0	1	2	4	14	6	86	
NAE	6	35	7	32	5	27	6	11	1	1	18	1	20	4	9	20	5	10	36	26	280	
WAR	4	28	8	51	10	30	10	24	4	5	21	2	16	6	12	14	2	18	50	14	329	
Total	64	685	209	679	175	421	117	310	47	60	291	24	354	80	139	193	41	271	763	240	5,163	

- Key:
- GD = Gangster Disciples
- W/S = White Supremacist
- NAE = New Aryan Empire
- WAR = White Aryan Resistance
- AC = Aryan Circle
- AB = Aryan Brotherhood

MEDICATION-ASSISTED TREATMENT PROGRAM (MAT) REPORT - OCTOBER 2025

Locations:	MAT Start Dates	Active Program Participants	New Clients in the Program this Month	Dropped Out	Total Active Participants
CACCC - Little Rock	Sep-19	4	0	0	4
EACCC - West Memphis	Jul-18	67	9	0	76
NEACCC - Osceola	Dec-21	0	0	0	0
SWACCC - Texarkana	Jul-18	4	3	0	7
Probation / Parole	2018	12	5	6	11
Medically Withdrawn	Closed Unsuccessful	Completed	Total Active		
100	224	224	98		
Total # of Participants Since Program Began					1055

Clinical Activities

Action	Jul-23	Aug-23	Sep-23	Oct-23	Nov-23	Dec-23
Assessments Completed in units	42	20	11	9	4	13
# of Clients Educated in units	352	515	403	426	427	400
# of Clients Released to Supervision	12	7	3	2	4	6
Pre-Release Interviews Completed	14	15	15	4	4	8

Clinical Activities

Action	Jan-24	Feb-24	Mar-24	Apr-24	May-24	Jun-24
# of Assessments Completed in units	13	3	12	11	11	9
# of Clients Educated in units	411	261	514	420	353	282
# of Clients Released to Supervision	4	7	10	7	11	10
Pre-Release Interviews Completed	11	6	14	14	7	14

Action	Jul-24	Aug-24	Sep-24	Oct-24	Nov-24	Dec-24
# of Assessments Completed in units	8	0	0	20	9	2
# of Clients Educated in units	221	279	220	234	170	110
# of Clients Released to Supervision	12	6	10	7	13	11
Pre-Release Interviews Completed	7	7	4	11	11	11

Action	Jan-25	Feb-25	Mar-25	Apr-25	May-25	Jun-25
# of Assessments Completed in units	9	14	7	34	5	11
# of Clients Educated in units	119	250	237	92	104	69
# of Clients Released to Supervision	10	5	6	6	9	5
Pre-Release Interviews Completed	9	9	9	11	10	10

Action	Jul-25	Aug-25	Sep-25	Oct-25	Nov-25	Dec-25
# of Assessments Completed in units	15	42	52	55		
# of Clients Educated in units	104	111	36	32		
# of Clients Released to Supervision	6	8	12	10		
Pre-Release Interviews Completed	6	8	13	8		

ADC INPATIENT AND EMERGENCY ROOM UTILIZATION

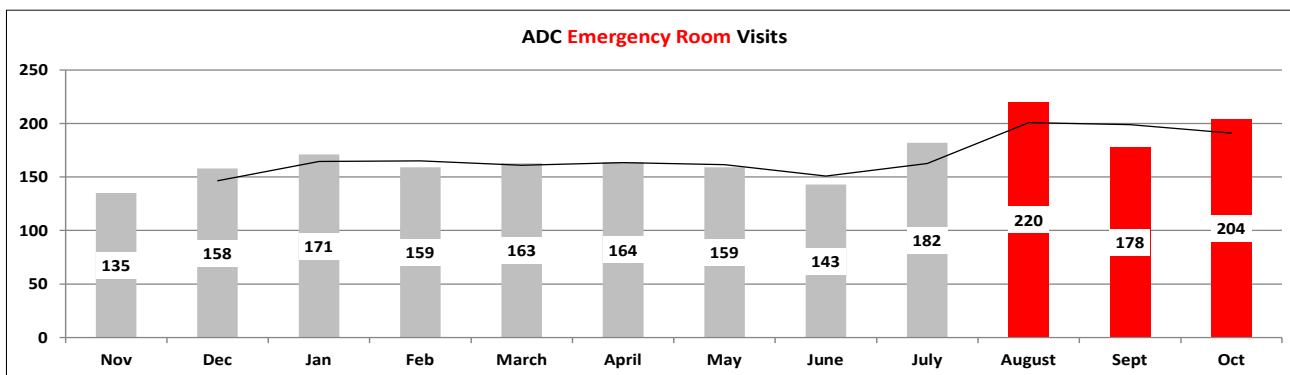
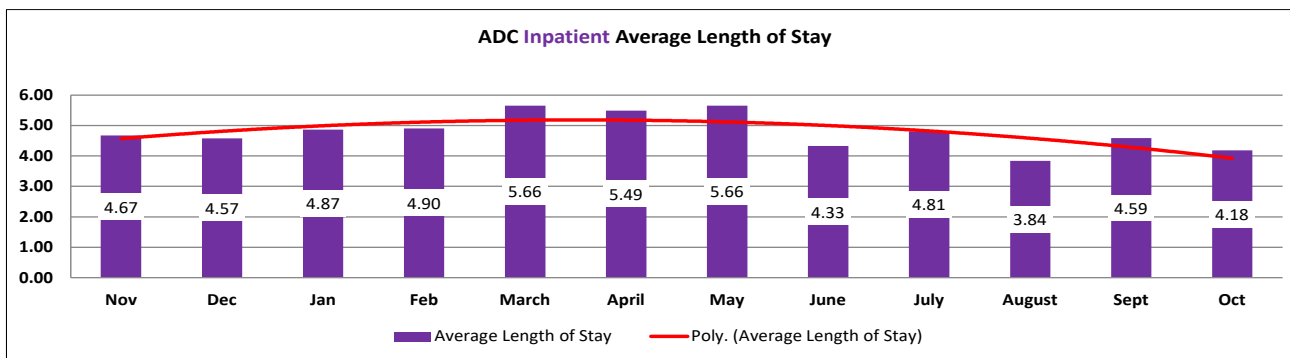
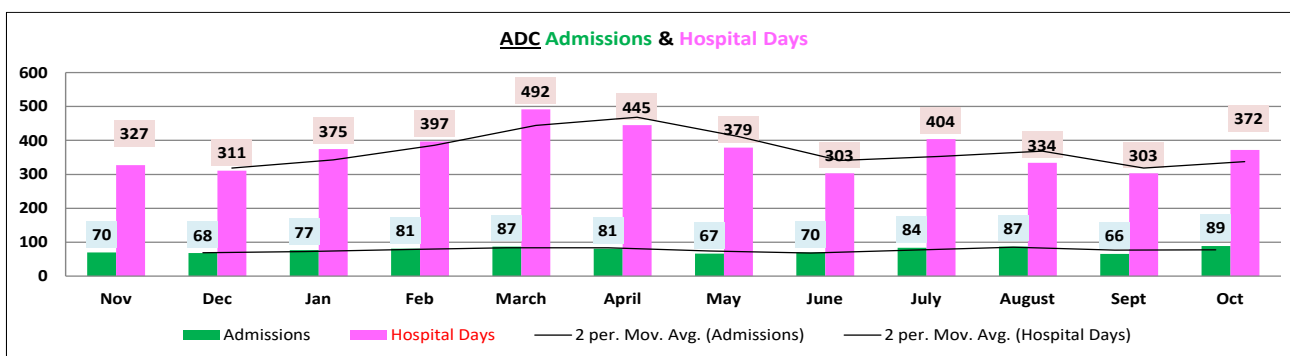
ARKANSAS DEPARTMENT OF CORRECTION INPATIENT AND EMERGENCY ROOM UTILIZATION

ADC Inpatient Statistics Past 12 Months

	2024	2024	2025	2025	2025	2025	2025	2025	2025	2025	2025	2025	Average
	Nov	Dec	Jan	Feb	March	April	May	June	July	August	Sept	Oct	
Admissions	70	68	77	81	87	81	67	70	84	87	66	89	77
Hospital Days	327	311	375	397	492	445	379	303	404	334	303	372	370
Average Length of Stay	4.67	4.57	4.87	4.90	5.66	5.49	5.66	4.33	4.81	3.84	4.59	4.18	4.79

ADC ER Visits Past 12 Months

	2024	2024	2025	2025	2025	2025	2025	2025	2025	2025	2025	2025	Average
	Nov	Dec	Jan	Feb	March	April	May	June	July	August	Sept	Oct	
Emergency Room Visits	135	158	171	159	163	164	159	143	182	220	178	204	169.7

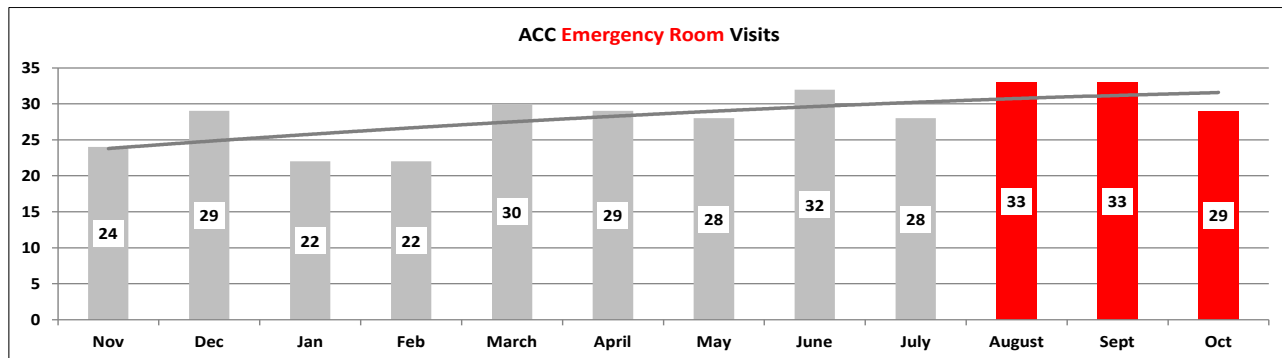
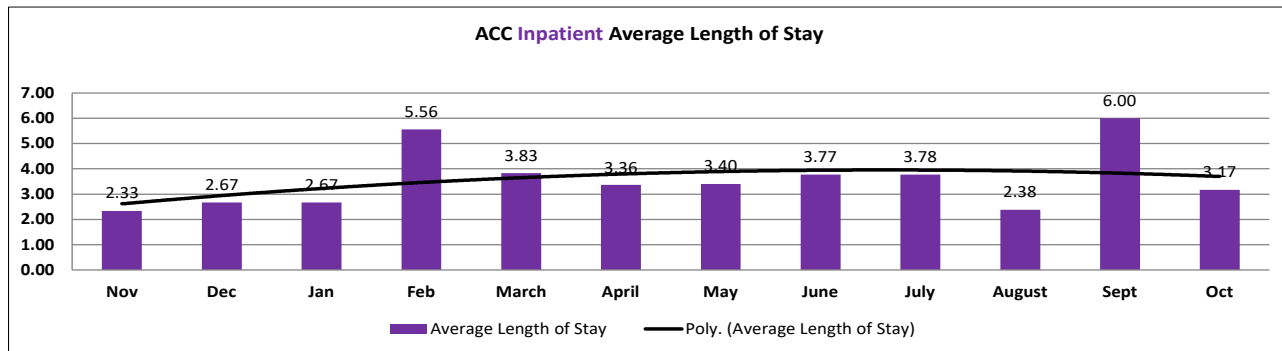
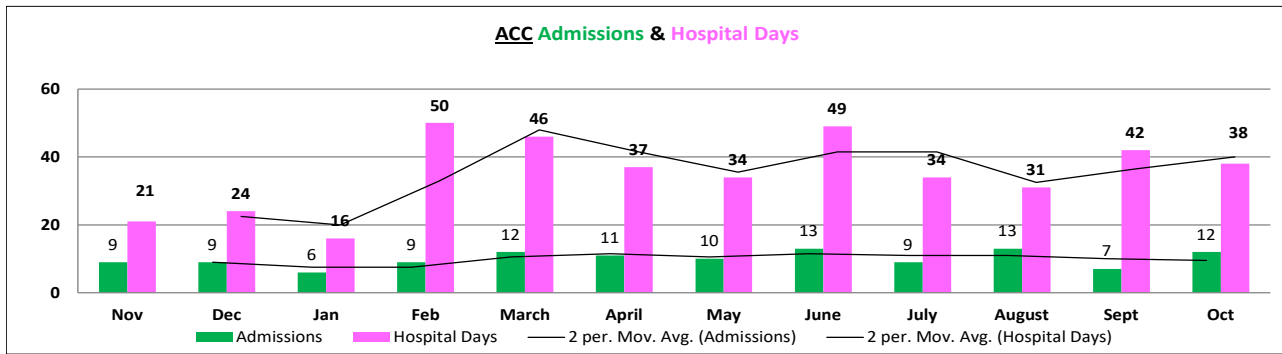


COMMUNITY CORRECTIONS INPATIENT AND EMERGENCY ROOM UTILIZATION

ARKANSAS COMMUNITY CORRECTION
INPATIENT AND EMERGENCY ROOM UTILIZATION

ACC Inpatient Statistics Past 12 Months														
	2024	2024	2025	2025	2025	2025	2025	2025	2025	2025	2025	2025	2025	
	Nov	Dec	Jan	Feb	March	April	May	June	July	August	Sept	Oct	Average	
Admissions	9	9	6	9	12	11	10	13	9	13	7	12	10	
Hospital Days	21	24	16	50	46	37	34	49	34	31	42	38	35	
Average Length of Stay	2.33	2.67	2.67	5.56	3.83	3.36	3.40	3.77	3.78	2.38	6.00	3.17	3.52	

ACC ER Visits Past 12 Months														
	2024	2024	2025	2025	2025	2025	2025	2025	2025	2025	2025	2025	2025	
	Nov	Dec	Jan	Feb	March	April	May	June	July	August	Sept	Oct	Average	
Emergency Room Visits	24	29	22	22	30	29	28	32	28	33	33	29	28.3	



MEDICAL GRIEVANCE BOARD REPORT – OCTOBER 2025

Unit	Acknowledged/Received	Rejected	Reviewed & Signed by Dep Director	With Merit	With Merit, but Resolved	% With Merit	Without Merit
Benton	0	0	0	0	0	0%	0
Central AR CCC	0	0	0	0	0	0%	0
CMU	0	0	0	0	0	0%	0
Cummins	11	13	9	0	0	0%	9
Delta	0	1	0	0	0	0%	0
EARU	16	5	16	1	0	6%	15
EARU Max	19	3	19	0	0	0%	19
ECCCC	0	0	0	0	0	0%	0
Ester	1	1	1	0	0	0%	1
Grimes	12	14	19	0	0	0%	19
Hawkins	1	0	1	0	0	0%	1
McPherson	9	8	11	0	0	0%	11
MCWRC	0	0	0	0	0	0%	0
MSU	2	1	2	0	0	0%	2
NECCC	1	0	0	0	0	0%	0
North Central	3	2	3	0	0	0%	3
NWAWRC	0	0	0	0	0	0%	0
Omega Supervision	3	0	2	0	0	0%	2
Ouachita	7	1	2	0	0	0%	2
Phillips County	0	0	0	0	0	0%	0
Pine Bluff	2	0	0	0	0	0%	0
Randall L. Williams	0	1	1	0	0	0%	1
SNU	0	0	0	0	0	0%	0
SNH	0	0	0	0	0	0%	0
SNN	0	0	0	0	0	0%	0
SWCCC	0	0	0	0	0	0%	0
TRCC	0	0	0	0	0	0%	0
Tucker	3	7	4	1	0	25%	3
Varner	0	3	2	0	0	0%	2
Varner Super Max	3	2	4	0	0	0%	4
White River	0	0	0	0	0	0%	0
WRU	2	1	2	0	0	0%	2
WHM	0	0	0	0	0	0%	0
WWR	0	0	0	0	0	0%	0
Total	95	63	98	2	0	2.04%	96

CHAPLAINCY

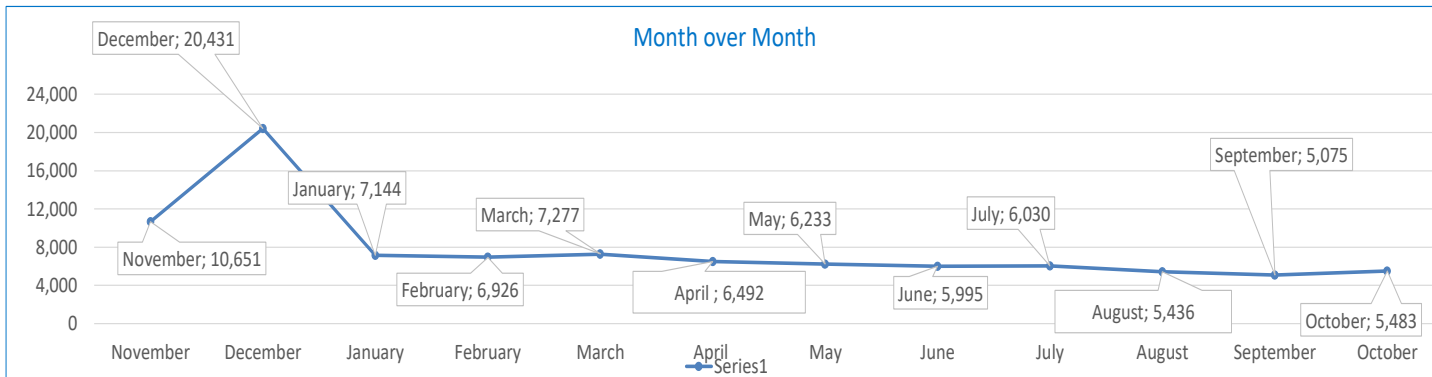
Month: October	Year: 2025	CUMMINS	DELTA REGIONAL	EAST ARKANSAS	EAST AR MAX	ESTER	GRIMES	HAWKINS	LB NORRIS	MCPHERSON	NORTH CENTRAL	OJACHITA RIVER	PINE BLUFF	RANDALL L. WILLIAMS	TUCKER	VARNER	VARNER MAX	WRIGHTSVILLE	TOTAL
Services Chaplains Oversaw																			
Christian																			
Population	5	4	32	0	2	13	3	9	6	3	5	12	5	2	13	0	1		115
Segregation	0	0	0	0	0	0	0	9	0	0	0	0	0	0	0	0	0	0	9
Muslim																			
Population	5	5	5	0	4	6	4	7	6	6	5	5	5	5	5	0	4		77
Segregation	0	0	0	0	0	0	0	7	0	0	0	0	0	0	0	0	0	0	7
208																			
Volunteers in Charge																			
Protestant	16	0	0	0	25	8	3	19	12	10	7	0	17	14	0	0	8		139
Catholic	1	1	0	0	1	2	8	0	2	4	4	0	1	1	2	0	6		33
Muslim	1	0	0	0	0	5	4	0	5	0	0	0	0	0	0	0	3		18
Other	5	0	2	0	0	3	1	0	5	0	8	0	0	0	5	0	1		30
Baptism	0	0	20	0	18	0	0	3	75	0	0	0	6	8	0	0	0		130
Marriages																			
	0	0	0	0	0	0	0	0	0	0	1	0	0	0	0	0	0	0	1
Distributed by Chaplains																			
Greeting Cards	0	25	0	0	0	34	0	122	0	16	115	5	8	25	45	180	0		575
Bibles, Quran, Torah, Etc.	30	13	3	10	13	37	0	38	5	76	399	25	4	12	2	27	5		699
Study Course	900	264	0	2	149	0	0	31	11	0	100	2	0	112	4	10	0		1,585
Writing Supplies	0	0	0	0	52	72	5	184	140	0	420	0	0	6	0	659	0		1,538
Literature	1,200	198	832	69	310	187	50	210	36	573	254	229	185	250	1,084	844	150		6,661
Chaplain's Visits																			
Barracks	30	11	36	29	48	122	20	48	90	36	1,002	32	130	214	160	19	18		2,045
Approximate Hours Spent in Barracks	30	4	9	7	6	68	1	6	23	18	509	5	34	53	40	5	19		837
Inmate Office visits	26	251	25	0	14	116	9	9	90	26	48	14	20	217	72	0	38		975
Other Office visits	30	150	25	0	7	8	7	4	4	0	83	46	60	50	48	0	7		529
Hospital	0	0	0	0	0	0	0	0	0	2	92	0	0	0	0	0	0		94
Infirmary/Sick Call	3	0	3	0	4	4	4	2	3	4	62	4	12	8	4	4	4		125
Restrictive/Punitive Housing	6	6	0	0	3	4	0	9	4	4	103	4	9	10	6	6	4		178
PC - DRU		4																	4
Visitation Days	0	0	0	0	0	0	0	0	0	0	0	0	0	0	0	0	0	0	0
Volunteer Visits																			
RCV	0	0	0	0	4	6	2	4	6	17	0	7	3	63	0	0	0		112
OCV	21	5	3	0	20	9	27	0	31	17	55	0	0	121	0	0	6		315
Spiritual Advisor	0	0	0	0	0	0	0	0	0	0	0	0	0	1	0	0	0		1
CRA	36	9	21	0	39	20	7	33	93	105	140	6	21	113	18	3	33		697
Religious Volunteer Hours																			
Volunteer Hours	134	40	136	0	135	123	78	85	436	545	974	26	51	900	64	20	78		3,825
Denominational/Volunteer Chaplain Hours	4	2	0	0	33	0	0	29	0	25	51	25	0	66	19	2	28		284
4,109																			
Other Activities of Chaplain																			
Counseled Employees	5	12	19	0	7	3	4	4	3	1	2	47	5	12	103	0	5		232
Orientation Sessions	4	2	2	0	2	0	0	0	0	4	0	0	0	0	0	0	0		14
Free World Devotions	0	0	28	0	6	0	0	1	1	1	10	4	2	9	18	0	0		80
Spoke in Churches	0	0	0	0	0	0	2	0	0	0	0	0	0	0	0	0	0		2
Crisis Intervention Sessions	0	0	7	0	0	0	1	2	4	2	30	8	0	8	3	0	3		68
Marriage Counseling	0	0	1	0	0	0	0	0	0	2	2	0	1	1	0	0	0		7
Denominational Meeting	0	0	2	0	2	4	0	0	0	0	1	0	6	0	0	0	0		15
Chaplain's Meeting	1	1	6	0	1	1	1	1	0	0	3	1	1	1	2	0	0		20
Volunteer Training Session	0	1	0	0	0	0	0	0	0	0	2	0	0	0	0	0	0		3
Chaplain Transfers																			
	0	0	0	0	0	0	0	0	0	0	0	0	0	0	0	0	0	0	0
Chaplain Promotions																			
	0	0	0	0	0	0	0	0	0	0	0	0	0	0	0	0	0	0	0
PAL PROGRAM																			
Enrolled at start of month	60	24	54	0	57	49	0	24	55	70	38	0	0	61	47	0	23		562
Enrolled during the month	15	0	54	0	2	2	0	1	4	15	0	0	0	12	7	0	0		112
Removed From PAL Program																			
# Paroled	1	0	0	0	2	0	0	0	1	1	2	0	0	3	0	0	0		10
# Completed	7	0	0	0	0	1	0	0	0	1	0	0	0	6	4	0	0		19
# Withdrew	2	0	0	0	0	0	0	0	1	0	2	0	0	0	0	0	0		5
# Removed	4	0	0	0	0	0	0	1	1	11	0	0	0	2	1	0	0		20
# Transferred	2	0	0	0	0	0	0	0	0	2	1	0	0	1	0	0	0		6
Total Removed from PAL Program	16	0	0	0	2	1	0	1	3	15	5	0	0	12	5	0	0		60
Total Enrolled at the End of the Month	59	24	54	0	57	50	0	24	58	70	38	0	0	61	48	0	23		614
Volunteers In PAL																			
	0	2	9	0	9	18	0	14	36	16	8	0	0	7	1	0	0		120
Special Events:																			
	1	0	1	0	0	0	1	0	0	1	0	0	0	1	0	0	0		5

SECURUS VIDEO VISITATION REPORT OCTOBER 2025

AR-DOC SVV Activity Tracker

Total ADP **18,373**

Total Visits by Month	November	December	January	February	March	April	May	June	July	August	September	October
Total (Includes SuperMax)	10,651	20,431	7,144	6,926	7,277	6,492	6,233	5,995	6,030	5,436	5,075	5,483
Target Objective	15,587	15,587	15,587	15,587	15,587	15,587	15,587	15,587	15,587	15,587	15,587	15,587



Completed Visits

Site	Current Month	Previous Month
Benton	111	88
Cummins	407	329
Delta Regional	348	272
East Arkansas Regional	436	430
Ester	312	352
Grimes	450	471
J Aaron Hawkins Sr.	178	122
Tucker Max	138	116
Mcpherson	397	365
Mississippi County WRC	76	58
North Central	354	350
NW Arkansas WRC	13	17
Ouachita River	487	458
Pine Bluff	23	40
Pine Bluff Unit	104	98
Randall L Williams	107	103
State Police Barracks	33	26
Texarkana Regional	31	50
Tucker Unit	406	476
Varner	802	606
White River	24	0
Dr. Parker Reed	1	0
Wrightsville Unit	245	248
Tucker Re-entry	0	0
Total:	5483	5075

Missed by Inmate

Site	Current Month	Previous Month
Benton	1	4
Cummins	12	6
Delta Regional	19	17
East Arkansas Regional	16	21
Ester	11	11
Grimes	11	7
J Aaron Hawkins Sr.	1	3
Tucker Max	0	3
Mcpherson	9	9
Mississippi County WRC	8	5
North Central	5	4
NW Arkansas WRC	2	1
Ouachita River	16	18
Pine Bluff	0	2
Pine Bluff Unit	2	0
Randall L Williams	1	4
State Police Barracks	3	2
Texarkana Regional	3	2
Tucker Unit	4	14
Varner	15	18
White River	1	0
Dr. Parker Reed	0	0
Wrightsville Unit	0	3
Tucker Re-entry	0	1
Total:	140	155

SECURUS TABLET REPORT OCTOBER 2025

Contract ID	Site ID	Agency Name	Personal Tablets (All)	0	5	Community / Inventory	Officer	Total
I-003320	9322	AR DOC - BENTON UNIT	330	72	258	63	8	401
I-003320	9323	AR DOC - CUMMINS UNIT	1,926	1,546	380	543	17	2,486
I-003320	9324	AR DOC - DELTA REGIONAL UNIT	616	403	213	107	19	742
I-003320	9325	AR DOC - EAST ARKANSAS REGIONAL UNIT	1,601	1,260	341	643	10	2,254
I-003320	7981	AR DOC - ESTER UNIT	700	499	201	202	20	922
I-003320	9326	AR DOC - GRIMES UNIT	1,090	785	305	631	14	1,735
I-003320	9340	AR DOC - JAARON HAWKINS SR CENTER FOR W	458	325	133	182	19	659
I-003320	9328	AR DOC - MCPHERSON UNIT	1,247	830	417	640	45	1,932
I-003320	9329	AR DOC - MISSISSIPPI COUNTY WORK RELEASE	184	38	146	119	9	312
I-003320	9330	AR DOC - NORTH CENTRAL UNIT	931	657	274	109	10	1,050
I-003320	9331	AR DOC - NW ARKANSAS WORK RELEASE CENTER	108	29	79	17	8	133
I-003320	9332	AR DOC - OUACHITA RIVER UNIT	1,742	1,191	551	1,403	51	3,196
I-003320	7715	AR DOC - PINE BLUFF RE-ENTRY CENTER	56	9	47	22	0	78
I-003320	9333	AR DOC - PINE BLUFF UNIT	556	418	138	74	9	639
I-003320	9334	AR DOC - RANDALL L WILLIAMS FACILITY	545	367	178	155	15	715
I-003320	9097	AR DOC - STATE POLICE BARRACKS	59	42	17	5	3	67
I-003320	9335	AR DOC - TEXARKANA REGION CORRECTION CEN	134	36	98	80	15	229
I-003320	9327	AR DOC - TUCKER MAXIMUM SECURITY UNIT	542	400	142	197	14	753
I-003320	7806	AR DOC - TUCKER RE-ENTRY CENTER	114	30	84	50	2	166
I-003320	9336	AR DOC - TUCKER UNIT	1,003	743	260	227	15	1,245
I-003320	9337	AR DOC - VARNER UNIT	1,674	1,309	365	455	21	2,150
I-003320	7133	AR DOC - WRIGHTSVILLE SATELLITE UNIT	0	0	0	0	2	2
			15,616	10,989	4,627	5,924	326	21,866