



DIVISION OF CORRECTION BOARD REPORT

June 2025

Dexter Payne
Director



POPULATION REPORT

RESEARCH/PLANNING

May 2025 Admissions and Releases – Admissions for May 2025 totaled 491 (414-males and 77-females) while releases totaled 393 (341-males and 52 females) for a net increase of 98 inmates.

Inmate Population Growth/Projection – At the end of May 2025, the jurisdictional population for the Division of Correction totaled 18,746, representing an decrease of 98 inmates since the first of January 2025. At reporting time, calendar year 2025 has seen a decrease of 20 inmates per month, which is down from an average monthly increase of 28 inmates per month during calendar year 2024.

Average County Jail Backup – The backup in the county jails averaged 1,554 inmates per day during the month of May 2025, which was down from the per-day average of 1,630 inmates during the month of April 2025. Of the 1,554 average, short-term revocations accounted for 138 (88 males and 50 females) during the month.

INSTITUTIONS

INMATE INSTITUTIONAL GRIEVANCES

Inmate Formal/Informal Grievances: During May, a total of 1,134 formal grievances and 1,343 informal grievances were filed at various ADC Facilities.

Institutional Grievances Appeals: There was a total of 412 appeals of institutional grievances received in May. Of those, 298 were acknowledged and 114 were rejected for various reasons. Of the total, 250 appeals answered, 248 had no merit and 2 had merit.

Resident Formal/Informal Grievances: During May, a total of 63 formal grievances and 157 informal grievances were filed at various Residential Centers.

Institutional Grievances Appeals: There was 50 appeals of institutional grievances received in May. Of those, 25 was acknowledged and 25 was rejected for various reasons.

FARM DIVISION

Row Crop Division - May brought more rain. Poly pipe was laid but we havent had to water corn due to rains.

Beef Herd Division- We are turning out the bulls for breeding season, which will last for 60 days.

Dairy Division- Milk production is still trending up at approx. 70.

Poultry Division- New batch of chicks were delivered in May. They will be moved over to the layer house in approx. 18 weeks.

REGIONAL MAINTENANCE HOURS

Regional Maintenance Hours	May 2025
Benton Unit	4,787
Delta Regional Unit	2,512
East Arkansas Regional Unit	1,792
Grimes Unit	1,622
McPherson Unit	2,118
Mississippi County Work Release	990
North Central Unit	5,583
Ouachita River Correctional Unit	4,632
Randall L. Williams Unit	2,504
Texarkana Regional Corr. Ctr.	2,898
Tucker Unit	3,376
Varner Unit	6,597
Wrightsville Unit	2,664
TOTAL HOURS	42,075

WORK RELEASE RENT REPORT

Unit	May 2025
Benton Unit	\$194,040.00
Mississippi County Work Release	\$106,722.00
Northwest Arkansas Work Release	\$53,262.00
Pine Bluff Work Release	\$33,990.00
Tucker Work Release	\$50,094.00
Texarkana Regional Correctional Center	\$78,980.00
TOTAL	\$517,088.00

REENTRY

PROGRAMS - May 2025

Program Name	Beginning Count	Admitted	Removed	Graduated	End Count	Volunteer Hours
Juvenile Program* (RLW)	7	2	0	0	9	0
Release (Ester)	17	0	6	0	11	0
Veterans Program (Ester)	23	0	1	0	22	3
AFC - Pathway Home 4	16	19	0	16	19	0
TOTAL	63	21	7	16	61	3

*Juvenciles are transferred from the program once they reach the age of 18.

WORKFORCE ALLIANCE FOR GROWTH IN THE ECONOMY (WAGE)

May 2025 Capacity: 120 Unit:	Participants	Status
Delta	12	Active
Ester	0	Not Active
Hawkins	0	Not Active
McPherson	5	Active
North Central	0	Not Active
Ouachita River	7	Active
Tucker	29	Active
Wrightsville	7	Active
TOTAL	60	

WRIGHTSVILLE-HAWKINS PATHWAY TO FREEDOM PROGRAM

May 2025 Capacity: 200	Beginning Count	Enrolled During the Month	Removed	End Count*
Wrightsville-Hawkins PTF	200	8	9	199

ADVANCED PRINCIPLES AND APPLICATIONS FOR LIFE PROGRAM (APAL)

May 2025 Capacity: 86	Beginning Count	Admissions During Mo.	Removed*	End Count
Ester	27	0	2	25
McPherson	20	1	0	21
TOTAL	47	1	2	46

Advanced PAL is an 18-month reentry program that combines a pre-release curriculum with the PAL program.

*The "Removed" column indicates the number of participants who paroled, completed the program, withdrew from the program, transferred, or were removed from the program for another reason.

THINK LEGACY

May 2025 Capacity: 324 Unit	Beginning Count	Admitted	Graduated	Removed*	End Count
Cummins	28	0	0	10	18
Delta Regional	20	0	0	1	19
East Arkansas Regional	0	0	0	0	0
McPherson	33	0	0	2	31
North Central	26	0	0	6	20
Ouachita River	13	0	0	0	13
Tucker	19	0	0	2	17
TOTAL	139	0	0	21	118

THINK LEGACY VOLUNTEER HOURS = 7

*The "Removed" column indicates the total number of participants who paroled, signed out, transferred, or were removed from the program for any other reason and are no longer in the barracks.

COLLEGE REPORT

May 2025

COLLEGE PROGRAM LOCATIONS	Beginning Count	Admissions During Mo.	Removed During Mo.	End Count	Staff Enrolled
Arkansas State University					
Grimes Unit	23	0	0	23	0
McPherson Unit	58	0	0	58	0
Ashland University					
North Central Unit	3	0	0	3	0
Mid-America Seminary College					
Varner Unit	36	0	0	36	0
Philander Smith College					
East Arkansas Regional Unit	27	0	0	27	0
Tucker Unit	17	0	0	17	0
Southeast Arkansas College					
Cummins Unit	40	0	7	33	0
Delta Unit	19	0	3	16	0
Varner Unit	53	0	13	40	0
Shorter College					
Hawkins Unit	0	0	0	0	0
Ouachita River Unit	13	10	0	23	0
Pine Bluff Complex	40	52	20	72	0
Texarkana Regional	5	0	2	3	0
Wrightsville Unit	23	18	8	33	0
TOTAL	357	80	56	384	0

**TREATMENT:
PROGRAM SUMMARY**

A total of 1,030 residents have agreed to participate in Medication-Assisted Treatment (MAT) since the program started in July 2018 with a total of 610 discharged with follow up in the community in progress and a total of 198 have completed the program.

Partnerships are in effect with 90 community providers to continue MAT upon release from an ACC center.

In May, there were 25 active participants in the Telehealth program implemented in January 2023.

General Treatment Program Summary

(Non-Drug Court):	Number of Participants
Substance Use Disorder Treatment	2,311
Continuing Care	166
Domestic Violence Prevention	24
Anger Management	111
Tobacco Use Treatment	0

Ongoing Projects

Treatment supervisors reported combined 179 hours of direct clinical supervision with Treatment staff in 24 Community Correction locations.

TRAINING

DIVISION OF CORRECTION

TRAINING - May 2025

BASIC TRAINING DIVISION –

BCOT Class 2025-E, led by Instructor Robinson, graduated on May 16th with a total of 47 cadets.

Willis H. Sargent Award for BCOT 2025-E:

Steven Stout, McPherson Unit

IN-SERVICE DIVISION –

There were three in-service classes held by the Training Academy during the month, with a total of 56 training hours.

eCADEMY –

During May, 497 ADC employees completed a total of 4,873.98 hours of eCADEMY training.

ACCREDITATION

ACA Internal Audits Completed:

5/6/25: CACCC File Audit

5/20/25: Wrightsville Pre-Audit

Fire/Safety and Sanitation Audits Completed:

5/6/25: Ouachita River Correctional Unit

5/7/25: Cental Arkansas Correctional Center

5/15/25: Grimes Unit

5/15/25: McPherson Unit

5/23/25: Varner Unit

5/29/25: White River Correctional Facility

**HEALTH/CORRECTIONAL
PROGRAMS**

**CHAPLAINCY SERVICES AND COMMUNITY
SPEAKING**

East Arkansas Regional Unit

KAIROS Walk #7 was held on May 15-18, 2025, with 30 inmates participating. The Forever Free graduation saw 12 inmates finishing the program on May 21, 2025. In attendance there were also 3 Field Minister inmates and 3 porters.

North Central Unit

The James Club is a faith-based recovery program that held a graduation on May 08, 2025. There were 34 inmates to graduate from the program. In attendance there were 6 inmate group leaders and 2 chapel porters.

Tucker Unit

Truth Infusion Ministries held revival services May 16 – 18, 2025. There were about 300 inmates that came out for their services over the three days. The ministry brought 7 team members to participate in the services. Recovery Alive Program held their first graduation at the Tucker unit on May 15th, 2025. There were 27 inmates that completed the program with one free-world volunteer, Pastor Lane Mason, in attendance to celebrate.

Varner Unit

The Christian Motorcycle Association Ministry held revival on May 16th and 17th, 2025. The event saw 145 inmates participate on the first day and 112 on the second day.

VOLUNTEER SERVICES - May 2025

Program Name	Hours
Release (Ester)	0
Veteran (Ester)	3
NTI (NWARC)	23
Yoga (Varner)	0
Total	26

the program.

***Ineligibility is due to being in restrictive housing, having class IV status, or receiving a major disciplinary within the last 60 days.**

MENTAL HEALTH SERVICES

Reduction of Sexual Victimization Program (RSVP) and Sex Offender Treatment Programs (SOFT):

May 2025	Capacity	Beginning Count	Completed	Removed	Admissions	End Count
RSVP	236	236	0	6	5	235
SOFT	15	9	0	5	2	6
Total	251	245	0	9	8	244

There are 788 males on the waiting list for RSVP and 14 females on the waiting list for SOFT who are within five years of their TE date. Of those, six (6) inmates are mandated by the Post Prison Transfer Board.

The average time on the waiting list from request is between one and two months for those stipulated.

*The total on the waiting list, including those not currently within the identified timeframe, is 1,718 males and zero females. Of these, 788 are eligible and 930 are ineligible for the program. There is zero PREA inmate in the program at this time.

***Ineligibility is due to being in restrictive housing, having class IV status, or receiving a major disciplinary within the last 60 days.**

Substance User Rehabilitation Services (SURS):

May 2025 Unit	Capacity	Beginning Count	Completed	Removed	Admissions	End Count
Benton	20	20	7	1	7	19
Cummins	45	44	9	7	17	45
Grimes	50	50	7	3	10	50
Larry B. Norris	4	0	0	0	0	0
McPherson	150	147	18	12	32	149
Randall L. Williams	150	138	12	9	24	141
Tucker	62	59	10	8	15	56
Wrightsville	150	145	23	11	30	141
Total	681	629	86	51	137	629

For SURS, there are 2,845 males and 398 females on the waiting list who are within five years of their release date. Of those, 145 are mandated by the Post Prison Transfer Board.

The average time on the waiting list from request is 15 days.

*The total on the waiting list, including those not currently within the identified timeframe, is 4,047 males and 517 females. Of these, 3,242 are eligible and 1,322 are ineligible for

MENTAL HEALTH SERVICES, *continued*

Ouachita River Correctional Unit (ORCU) Residential Program Unit (RPU):

The RPU had four (4) admission and five (5) discharge in May for an end-of-month count of 102.

McPherson Unit Mental Health Residential Program Unit (RPU):

There were zero (0) admissions and four (4) discharges in May for an end-of-month count of 32.

Habilitation Program:

The Habilitation Program at the Ouachita River Correctional Unit provided treatment services to 46 inmates in May. There was zero (0) admission and seven (7) discharges, which resulted in an end-of-month count of 39.

Suicide:

There were 144 suicidal threats in May. There were seven (7) attempts, one (1) of which resulted in death.

Staffing:

The following Mental Health Services positions were vacant in November and May 2025:

Positions	FTEs*	April	May
Psychologist	6	1	2
Mental Health Director	12	0	2
Mental Health Coordinator	3	0	0
Mental Health Technicians	30	2	0
Mental Health Professionals	43	12	11
Mental Health AA	9	0	0
Psychiatrist	4	0	0
Psychiatrist Nurse Practitioner	6	1	1

*FTE refers to authorized Full Time Equivalent positions.

Self-Study Classes:

Classes	Number of Participants	Number Completed	Waiting List
Anger Management	214	191	406
Thinking Errors	256	227	460
Substance Abuse Education	217	203	320
Communication Skills	177	178	417
Domestic Violence	82	81	249
Victims of Domestic Violence	24	22	216
Stress Management	133	125	338
Parenting	59	55	146

Outpatient:

There were 2,506 inmates on the mental health medical log at the beginning of May. Mental Health staff conducted the following contacts during the month:

Case Management Contacts	919
Requests for Interviews	1,273
Testing	3
Intakes	514
Unit Requests	2,180
Pre-Lockup Reviews	552
Routine Restrictive Housing Reviews	1,194
Restrictive Housing Rounds	11,253
PREA Evaluations	685
Routine Follow-up	1,424
834 Requests	145

County Mental Health Requests:

During May, there were 242 requests received of a mental health nature. Of those, zero (0) inmates were fast-tracked to ADC.

County Medical Health Requests:

During May, there were 676 requests received of a medical nature. A total of nine (9) inmates were fast-tracked to ADC.

Medical Contract Reimbursements:

Sanction reimbursements for ADC in May amounted to \$12,075.00.

Deaths:

There were five (5) inmate deaths during the month of May. Two (2) were claimed, three (3) were cremated and claimed. There was zero (0) not claimed.

Wellpath:

See attachment for Wellpath's report regarding outside beds and emergency room visits.

Medical Grievances:

In May, there were 74 appeals of medical grievances received and 90 appeals were answered. Five (5) was found to be with merit and one (1) with merit but resolved.

May 2025 Unit	Enrolled	Graduated	Foster	Volunteer Hours
Larry B. Norris Unit	• Sgt. Deontrey Cobice	0	0	0
North Central Unit	Pine Bluff Unit	0	0	0
Ouachita River Correctional Unit	• Lt. Karim Broadway • Lt. Stephen Watson	0	0	0
Randall L. Williams Unit	Tucker Unit	0	0	8
Tucker Unit	• Sgt. Sa'lusus Walls	0	0	0
Total	• Major Narasha Odom	9	2	8

Completed Paws in Prison Training:

May 2025 Program Graduates	White River Unit • Food Prep Eleanor White	9
YTD Program Graduates	• Sgt. Jordan Boyd	62
Total Graduates Since Inception (Dec 2018)	• Sgt. Andrew Perez	2619
Dogs Currently in Foster (Graduated, but Not Adopted)		2
May 2025 Volunteer Hours		8
YTD Volunteer Hours		42

**AGENCY HIGHLIGHT
MAY 2025 PROMOTIONS**

Some of the security promotions during the month of May included:

Benton Unit

- Sgt. Donisha Samuels

East Arkansas Regional Unit

- Sgt. Valerie Westbrook

Grimes Unit

- Corporal Frederick Tyson

- Sgt. Jacob Byrd

J.A. Hawkins Unit

- Corporal Ramone Woodall

North Central Unit

- Sgt. Ezechial Felton
- Sgt. Carey Hawkins

Larry B. Norris Unit

- Sgt. Alicia Sims

REENTRY WEEK- WHITE RIVER

During #ReentryWeek, residents at the White River Correctional Center heard from guest speakers, participated in outdoor activities, and learned about the variety of resources available to them once released.

#NationalReentryWeek #ARreentry

COMMS VISITED VARNER UNIT

Staff at the Varner/Varner Supermax got a surprise visit from the Comms Team for the #FistBumpChallenge.

Thank you again to the Arkansas Association of Correctional Employees Trust (AACET) for sponsoring!

END OF WATCH LT. MCPHERSON

On May 2, 1979, Lt. Ronald O. McPherson lost his life as a result of injuries incurred during a training exercise at the Cummins Unit. Lt. McPherson was well respected by his colleagues with many saying it was a honor to work with him. The McPherson Unit in Newport was named in his honor.

REENTRY WEEK- OMEGA

During #ReentryWeek, residents at the Omega Supervision Sanction Center had the opportunity to participate in a Reentry Simulation. This simulation helps residents understand the barriers they may face when reentering the community. #NationalReentryWeek #ARreentry

COMMS VISITED DELTA UNIT

The Comms Team took a trip down to the Delta Regional Unit to show their staff a little appreciation with the #FistBumpChallenge. Shout out to the Arkansas Association of Correctional Employees Trust (AACET) for sponsoring this challenge.

NATIONAL CORRECTIONAL OFFICER WEEK

In 1984, President Ronald Reagan issued Proclamation 5187 declaring the first week of May as "National Correctional Officers Week." This proclamation noted that the position of correctional officer is "essential to the day-to-day operations of these institutions [and] without them, it would be impossible to achieve the foremost institutional goals of security and control."

On April 30, 2025, Governor Sarah Huckabee Sanders proclaimed May 5th through 11th, 2025 as National Correctional Officers and Employees' Week. Governor Sanders stated, "These corrections professionals include officers, counselors, medical personnel, teachers, and other support staff who play a critical role in the criminal justice

REGIONAL MAINTENANCE PROJECT HIGHLIGHTS

MAY 2025

Clean up at Lake DeGray:
Ouachita River Correctional Unit Regional Maintenance



Clean up in Gubbs after flood:
Grimes Unit Regional Maintenance



Clean up at Mt. Nebo Cemetery:
Varner Unit Regional Maintenance



RESIDENTIAL CENTERS STATISTICS AT A GLANCE - MAY 2025

Resident Admissions:

CAC: 22
 ECAC: 82
 NEAC: 43
 OMEGA: 50
 SWAC: 136

Resident Releases:

CAC: 21
 ECAC: 86
 NEAC: 37
 OMEGA: 49
 SWAC: 99

Affordable Healthcare**Enrollment:**

CAC: 20
 ECAC: 96
 NEAC: 25
 OMEGA: 66
 SWAC: 93

Wage Class Enrollment:

CAC: 9
 ECAC: 0
 OMEGA: 11
 SWAC: 0

Shorter College Enrollment:

CAC: 13
 ECAC: 62
 NEAC: 44
 SWAC: 41

Henderson State University**Enrollment:**

OMEGA: 38
 SWAC: 120

Successful Completions:

CAC: 30
 ECAC: 29
 NEAC: 37
 OMEGA: 49
 SWAC: 50

Exodus Enrollment:

CAC: 12
 ECAC: 17

DASEP:

NEAC: 11

Good Grid Enrollment

CAC: 10
 ECAC: 61
 NEAC: 36
 OMEGA: 16
 SWAC: 13

Photo IDs Issued:

CAC: 12
 ECAC: 4
 NEAC: 0
 OMEGA: 0
 SWAC: 23

Drivers Licenses Obtained:

CAC: 8
 ECAC: 2
 NEAC: 4
 OMEGA: 0
 SWAC: 9

Brith Certificates:

ECAC: 3
 NEAC: 0
 SWAC: 2

MAT Participants:

CAC: 23
 ECAC: 41
 SWAC: 4

MAT Discharged:

CAC: 1
 ECAC: 1
 SWAC: 2

Reformers Anonymous:

NEAC: 35

Life Recovery:

CAC: 16
 OMEGA: 52
 SWAC: 166

Victim Impact Panel:

CAC: 0
 ECAC: 0
 NEAC: 0
 SWAC: 0

Accuplacer Testing:

NEAC: 32
 SWAC: 0

Number of Volunteers:

CAC: 60
 ECAC: 104
 NEAC: 25
 OMEGA: 27
 SWAC: 47

Number of Volunteer Hours:

CAC: 281
 ECAC: 377
 NEAC: 85
 OMEGA: 73.4
 SWAC: 369

GED Enrollment:

CAC: 36
 ECAC: 62
 NEAC: 22
 OMEGA: 3
 SWAC: 70

GED Completed:

CAC: 3
 ECAC: 0
 NEAC: 1
 OMEGA: 0
 SWAC: 1

AA/NA Attendance:

CAC: 36
 ECAC: 428
 NEAC: 40
 OMEGA: 94
 SWAC: 45

Celebrate Recovery**Attendance:**

CAC: 35
 NEAC: 38
 SWAC: 51

Social Security Cards:

CAC: 0
 ECAC: 11
 NEAC: 35
 SWAC: 105

ServSafe:

CAC: 0
 ECAC: 0
 NEAC: 0

I.C.E.V.:

ECAC: 3
 SWAC: 16

2025 INFORMAL GRIEVANCE REPORT

Month	BENTON	CACCC	CU & CMU	DRU	EACCC	EARU & MX	Ester	GRIMES	HAWK/M	HAWK/F	LBNU	MCWR	MCPH	NEACCC	NCU	NWA	OMGEA	ORCU	PBU	RLW	SWACCC	TU	TRCC	VSMX	VU	WRCCC	WRTS	TOTAL
JAN	0	9	106	81	72	152	48	234	11	19	112	0	160	26	95	0	48	123	36	24	20	63	3	166	49	15	68	1,740
FEB	0	6	97	66	40	168	27	222	5	28	69	0	161	16	47	0	40	117	16	27	12	96	1	120	39	16	94	1,530
MAR	1	21	113	68	57	147	33	170	15	26	90	0	246	9	79	0	26	137	23	30	9	74	0	157	32	43	62	1,668
APR	0	13	109	82	52	219	54	183	6	21	76	0	170	15	47	0	26	90	22	39	14	114	0	128	20	12	60	1,572
MAY	0	5	135	45	86	138	51	217	9	4	71	0	144	6	69	0	27	100	31	31	18	60	1	115	45	15	77	1,500
JUN																												0
JUL																												0
AUG																												0
SEPT																												0
OCT																												0
NOV																												0
DEC																												0
TOTAL	1	54	560	342	307	824	213	1,026	46	98	418	0	881	72	337	0	167	567	128	151	73	407	5	686	185	101	361	8,010

2025 FORMAL GRIEVANCE REPORT

Month	BENTON	CACCC	CU & CMU	DRU	EACCC	EARU & MX	Ester	GRIMES	HAWK/M	HAWK/F	LBNU	MCWR	MCPH	NEACCC	NCU	NWA	OMGEA	ORCU	PBU	RLW	SWACCC	TU	TRCC	VSMX	VU	WRCCC	WRTS	TOTAL
JAN	0	2	106	45	0	263	31	127	6	2	108	0	55	2	63	0	31	64	17	13	0	53	3	125	24	0	31	1,171
FEB	0	0	83	39	0	280	18	125	5	15	81	0	67	2	28	0	16	62	11	19	1	73	0	84	16	1	46	1,072
MAR	0	0	101	46	0	255	13	93	5	9	112	0	99	2	52	0	12	67	22	32	1	67	0	102	19	9	27	1,145
APR	0	0	92	50	0	345	45	103	6	15	100	0	120	1	29	0	36	53	21	23	1	87	0	92	11	2	18	1,250
MAY	0	0	96	45	0	288	41	132	3	4	104	1	98	0	40	0	59	58	20	16	1	47	0	95	17	4	29	1,198
JUN																												0
JUL																												0
AUG																												0
SEPT																												0
OCT																												0
NOV																												0
DEC																												0
TOTAL	0	2	478	225	0	1,431	148	580	25	45	505	1	439	7	212	0	154	304	91	103	4	327	3	498	87	16	151	5,836

Report includes Pine Bluff Reentry (PBR), Pine Bluff Unit (PBU) and Pine Bluff Work Release (PBW).

INMATE INSTITUTIONAL GRIEVANCE APPEAL REPORT – MAY 2025

	Acknowledged	Rejected	Processed W/O Merit	Processed W/ Merit
Benton Unit	0	0	0	0
Benton Work Release	0	0	0	0
CACCC	0	0	0	0
Cummins Unit	21	12	13	1
Cummins Modular Unit	1	0	1	0
Delta Regional Unit	5	5	7	1
EACCC	0	0	0	0
East Arkansas Regional Unit	29	1	21	0
East Arkansas Regional Max Unit	79	20	53	0
Ester Unit	30	7	26	0
Grimes Unit	16	9	14	0
Larry B. Norris Unit (MAX)	16	9	17	0
Tucker Work Release	0	0	0	0
McPherson Unit	12	10	18	0
McPherson Mental Health Residential Program Unit	1	0	2	0
Mississippi County Work Release Center	0	0	0	0
NEACCC	0	0	0	0
Northwest Arkansas Work Release Center	0	0	0	0
North Central Unit	9	3	8	0
OMEGA	25	25	0	0
Ouachita River Correctional Unit	15	3	6	0
ORCU Hospital	0	0	0	0
ORCU New Commitment	0	0	0	0
ORCU Mental Health Residential Program Unit	5	2	4	0
Pine Bluff Unit	5	0	3	0
Pine Bluff Re-Entry	0	0	0	0
Randall L. Williams Correctional Facility	1	3	5	0
SWACCC	0	0	0	0
Texarkana Regional Correctional Center	0	0	0	0
Tucker Unit	13	8	16	0
Varner Super Max	33	18	28	0
Varner Unit	3	1	1	0
WRCCC	0	0	0	0
Wrightsville Unit	4	3	3	0
Hawkins Center	0	0	2	0
Hawkins for Males	0	0	0	0
Hawkins SPU	0	0	0	0
Total	323	139	248	2

ADMISSIONS AND RELEASES - May 2025

<u>Admissions</u>	<u>Male</u>	<u>Female</u>	<u>Total</u>
Asian	2	0	2
Black	150	21	171
Caucasian	243	52	295
Hispanic	17	2	19
Native American Indian	1	2	3
Native Hawaiian or Pacific Island	1	0	1
Other	0	0	0
Unknown	0	0	0
Total	414	77	491

<u>Releases</u>	<u>Male</u>	<u>Female</u>	<u>Total</u>
Asian	2	0	2
Black	134	9	143
Caucasian	188	43	231
Hispanic	14	0	14
Native American Indian	2	0	2
Native Hawaiian or Pacific Island	1	0	1
Other	0	0	0
Unknown	0	0	0
Total	341	52	393

ADC INMATE POPULATION GROWTH 2000-2029 - MAY 2025

Mo.	2000	2001	2002	2003	2004	2005	2006	2007	2008	2009	2010	2011	2012	2013	2014	2015	2016	2017	2018	2019	2020	2021	2022	2023	2024	2025
Jan.	11,984	11,908	12,402	13,015	13,105	13,595	13,481	13,839	14,518	14,796	15,334	16,312	15,134	14,815	17,481	18,142	17,785	17,824	18,201	17,958	17,989	16,119	17,154	17,682	18,522	18,673
Feb.	12,169	12,022	12,529	13,054	13,166	13,783	13,633	14,012	14,603	14,883	15,374	16,209	14,990	15,008	17,438	18,082	17,625	17,608	17,998	17,846	18,181	16,120	17,077	17,814	18,612	18,805
March	12,006	12,033	12,299	13,108	13,088	13,418	13,534	13,772	14,580	14,843	15,290	16,095	14,964	14,665	17,395	18,233	17,573	17,666	18,089	17,898	17,860	16,085	16,992	18,075	18,820	18,803
April	12,069	12,167	12,465	13,213	13,323	13,469	13,554	13,851	14,769	14,937	15,570	16,172	15,124	14,850	17,604	18,703	17,815	17,798	18,227	17,977	17,331	16,250	17,059	18,206	18,889	18,756
May	12,109	12,384	12,558	13,463	13,556	13,528	13,711	14,146	14,880	15,146	15,694	16,062	15,132	15,074	17,593	18,693	17,769	17,652	17,945	17,817	16,694	16,476	17,229	18,267	18,863	18,746
June	12,005	12,108	12,439	13,418	13,389	13,251	13,430	13,915	14,700	15,025	15,564	15,554	14,832	14,825	17,340	18,813	17,973	17,963	17,972	17,942	16,552	16,560	17,129	18,213	18,957	
July	12,030	12,190	12,622	13,509	13,528	13,286	13,560	14,082	14,868	15,195	15,807	15,519	14,879	15,379	17,522	18,870	18,130	18,180	18,005	18,002	16,511	16,638	17,109	18,397	18,955	
August	12,087	12,371	12,815	13,565	13,632	13,419	13,646	14,224	15,100	15,385	15,829	15,240	14,675	16,103	17,549	18,806	17,919	18,051	17,751	18,090	16,367	16,655	17,274	18,375	19,038	
September	11,983	12,289	12,774	13,341	13,516	13,237	13,652	14,217	14,850	15,285	16,025	15,172	14,724	16,412	17,605	18,549	18,026	18,179	17,865	17,856	16,215	16,698	17,432	18,380	19,043	
October	12,119	12,348	12,942	13,341	13,584	13,363	13,775	14,349	14,836	15,381	16,311	15,271	14,856	16,993	17,880	18,430	18,127	18,348	17,943	17,947	16,311	16,821	17,480	18,557	19,100	
November	12,094	12,408	13,162	13,408	13,706	13,587	13,913	14,437	15,025	15,340	16,460	15,205	14,625	17,168	17,848	17,981	17,573	17,973	17,666	18,060	16,165	16,982	17,521	18,500	18,987	
December	11,856	12,333	12,845	13,106	13,470	13,338	13,728	14,315	14,716	15,199	16,204	15,062	14,654	17,235	17,874	17,707	17,537	18,078	17,799	17,759	16,094	17,023	17,648	18,503	18,844	
Net Ann. Inc.	29	477	512	261	364	-132	390	587	401	483	1,005	-1,142	-408	2,581	639	-167	-170	541	-279	-40	-1,665	929	625	855	341	-98
Avg. Mo. Inc.	2	40	43	22	30	-11	33	49	33	40	84	-95	-34	215	53	-14	-14	45	-23	-3	-139	77	52	71	28	-20

Population is total jurisdictional count at end of each month. Population at end of month December 1999 was 11,827.

Average monthly population increased for past fifteen years 2010 - 2024 is 20

Average monthly population increased for past ten years Jan. 2011 - Dec 2024 is 8

Average monthly population decreased for past five years 2020 - 2024 is 18

Projected at Growth of 20 per Month

Mo.	2008	2009	2010	2011	2012	2013	2014	2015	2016	2017	2018	2019	2020	2021	2022	2023	2024	2025	2026	2027	2028	2029
	Actual	Actual	Actual	Actual	Actual	Actual	Actual	Actual	Actual	Actual	Actual	Actual	Actual	Actual	Actual	Actual	Actual	Actual/Proj.	Proj.	Proj.	Proj.	Proj.
January	14,518	14,796	15,334	16,312	15,134	14,815	17,481	18,142	17,785	17,824	18,201	17,958	17,989	16,119	17,154	17,682	18,522	18,673	18,906	19,146	19,386	19,626
February	14,603	14,883	15,374	16,209	14,990	15,008	17,438	18,082	17,625	17,608	17,998	17,846	18,181	16,120	17,077	17,814	18,612	18,805	18,926	19,166	19,406	19,646
March	14,580	14,843	15,290	16,095	14,964	14,665	17,395	18,233	17,573	17,666	18,089	17,898	17,860	16,085	16,992	18,075	18,820	18,803	18,946	19,186	19,426	19,666
April	14,769	14,937	15,570	16,172	15,124	14,850	17,604	18,703	17,815	17,798	18,227	17,977	17,331	16,250	17,059	18,206	18,889	18,756	18,966	19,206	19,446	19,686
May	14,880	15,146	15,694	16,062	15,132	15,074	17,593	18,693	17,769	17,652	17,945	17,817	16,694	16,476	17,229	18,267	18,863	18,746	18,986	19,226	19,466	19,706
June	14,700	15,025	15,564	15,554	14,832	14,825	17,340	18,813	17,973	17,963	17,972	17,942	16,552	16,560	17,129	18,213	18,957	18,766	19,006	19,246	19,486	19,726
July	14,868	15,195	15,807	15,519	14,879	15,379	17,522	18,870	18,130	18,180	18,005	18,002	16,511	16,638	17,109	18,397	18,955	18,786	19,026	19,266	19,506	19,746
August	15,100	15,385	15,829	15,240	14,675	16,103	17,549	18,806	17,919	18,051	17,751	18,090	16,367	16,655	17,274	18,375	19,038	18,806	19,046	19,286	19,526	19,766
September	14,850	15,285	16,025	15,172	14,724	16,412	17,605	18,549	18,026	18,179	17,865	17,856	16,215	16,698	17,432	18,380	19,043	18,826	19,066	19,306	19,546	19,786
October	14,836	15,381	16,311	15,271	14,856	16,993	17,880	18,430	18,127	18,348	17,943	17,947	16,311	16,821	17,480	18,557	19,100	18,846	19,086	19,326	19,566	19,806
November	15,025	15,340	16,460	15,205	14,625	17,168	17,848	17,981	17,573	17,973	17,666	18,060	16,165	16,982	17,521	18,500	18,987	18,866	19,106	19,346	19,586	19,826
December	14,716	15,199	16,204	15,062	14,654	17,235	17,874	17,707	17,537	18,078	17,799	17,759	16,094	17,023	17,648	18,503	18,844	18,886	19,126	19,366	19,606	19,846
Net Ann. Inc.	401	483	1,005	-1,142	-408	2,581	639	-167	-170	541	-279	-40	-1,665	929	625	855	341	42	240	240	240	240
Ave. Mo. Inc.	33	40	84	-95	-34	215	53	-14	-14	45	-23	-3	-139	77	52	71	28	4	20	20	20	20

CENTER POPULATIONS - MAY 2025

Location:	In Count	Out To:					Total	Capacity	% Capacity
		ORCU Hosp	Other Hosp	Furlough	Court				
Central AR CCC - Males/Males	159	0	0	0	0	159	150		
Central AR CCC - Males Total	159	0	0	0	0	159	150	106.0%	
East Central AR CCC/Females	379	0	1	0	1	381	362		
East Central AR CCC-Females Drug Treatment/Females	16	0	0	0	0	16	0		
East Central AR CCC Supervision Sanction-Female/90 Day PV in CCC Females	8	0	0	0	0	8	0		
East Central AR CCC Supervision Sanction-Female/Females	56	0	0	0	2	58	88		
East Central AR CCC Total	459	0	1	0	3	463	450	102.9%	
NE AR CCC - Drug Treatment/Males	15	0	0	0	0	15	25		
NE AR CCC/Males	227	0	1	0	1	229	215		
NE AR CCC Total	242	0	1	0	1	244	240	101.7%	
Omega Supervision Sanction Center/ Sanction Males*	98	0	0	0	0	98	0		
Omega Supervision Sanction Center/90 Day PV in CCC Males	147	0	0	0	0	147	0		
Omega Supervision Sanction Center/Males	98	0	1	0	6	105	300		
Omega Supervision Sanction Center Total	343	0	1	0	6	350	300	116.7%	
Phillips County Detention Center/90 Day PV in CCC Males	62	0	0	0	0	62	0		
Phillips County Detention Center/Males	0	0	0	0	2	2	80		
Phillips County Detention Center Total	62	0	0	0	2	64	80	80.0%	
SW AR CCC/Males	415	0	0	0	2	417	440		
SW AR Supervision Sanction Center/Males	79	0	0	0	1	80	100		
SW AR CCC Total	494	0	0	0	3	497	540	92.0%	
White River Correctional Center/90 Day PV in CCC Males	139	0	0	0	0	139	0		
White River Correctional Center/Males	0	1	0	0	5	6	173		
White River Correctional Center Total	139	1	0	0	5	145	173	83.8%	
In Transit Count:	0								
TOTALS - UNIT COUNT	1,898	1	3	0	20	1,922			
					Male	1,459	1,483	98.4%	
					Female	463	450	102.9%	
					Total	1,922	1,933	99.4%	
County Jail Backup SSP/Females Total	10	0	0	0	0	10			
County Jail Backup SSP/Males Total	40	0	0	0	0	40			
County Jail Backup/Females Total	90	0	0	0	0	90			
County Jail Backup/Males Total	57	0	0	0	0	57			
TOTAL - NONAGENCY	197	0	0	0	0	197			
					Male	97			
					Female	100			
					Total	197			
Re-Entry Act 146 Total	176	0	0	0	0	176	208	84.6%	
GRAND TOTAL	2,271	1	3	0	20	2,295			

FACILITY POPULATIONS - MAY 2025

Location:	In Count	Out To:					Total	Capacity	% Capacity
		ORCU Hosp	Other Hosp	Furlough	Court				
Benton Work Release/Males	347	0	1	0	0	348	325		
Benton Work Release Total	347	0	1	0	0	348	325	107.1%	
Cummins Unit/Males	1,671	1	0	0	5	1,677	1,550		
Cummins Modular Unit/Males	312	0	0	0	0	312	300		
Cummins Unit Total	1,983	1	0	0	5	1,989	1,850	107.5%	
Delta Regional Unit Total	626	0	0	0	2	628	472	133.1%	
East AR Region. Unit/Males	1,108	1	0	0	3	1,112	1,000		
East AR Regional Max Unit/Males	517	0	1	0	3	521	432		
East AR Region. Unit Total	1,625	1	1	0	6	1,633	1,432	114.0%	
Grimes Unit Total	1,090	1	2	0	6	1,099	1,012	108.6%	
McPherson Unit/Females	1,185	0	0	0	2	1,187	1,168		
McPherson MH Residential Prog Unit/Females	34	0	0	0	0	34	40		
McPherson Unit Total	1,219	0	0	0	2	1,221	1,208	101.1%	
Mississippi County W/R/Males	186	0	0	0	0	186	102		
Miss. Co. Regional Maintenance/Males	0	0	0	0	0	0	43		
Mississippi County W/R Total	186	0	0	0	0	186	145	128.3%	
Tucker Work Release/Males	118	0	0	0	0	118	124		
Norris Unit/Males	584	0	0	0	0	584	532		
Norris Unit Total	702	0	0	0	0	702	656	107.0%	
North Central Unit Total	930	0	1	0	4	935	700	133.6%	
NW ARK Work Release Total	108	0	0	0	0	108	100	108.0%	
Ouachita River Correctional Unit/Males	1,452	8	2	0	7	1,469	1,415		
Ouachita River Correction Unit New Commitment/Males	341	1	0	0	2	344	246		
ORCU MH Residential Prog Unit/Males	103	1	0	0	0	104	128		
Ouachita River Correctional Unit Total	1,896	10	2	0	9	1,917	1,789	107.2%	
Ester Unit/Males	701	1	0	0	3	705	579		
Randall L. Williams Cor. Facility/Males	533	0	0	0	3	536	518		
Pine Bluff Unit/Males	561	0	0	0	2	563	520		
PB Unit Work Release/Females	56	0	0	0	0	56	54		
Pine Bluff Complex Total	1,851	1	0	0	8	1,860	1,671	111.3%	
Texarkana Work Release/Males	102	0	0	0	0	102	96		
Texarkana Regional Maintenance/Males	32	0	0	0	0	32	32		
Texarkana Work Release Total	134	0	0	0	0	134	128	104.7%	
Tucker Unit/Males	1,024	0	0	0	3	1,027	982		
Tucker Unit Total	1,024	0	0	0	3	1,027	982	104.6%	
Varner Unit/Males	1,200	0	2	0	2	1,204	1,100		
Varner Super Max/Death Row Males*	24	0	0	0	0	24	0		
Varner Super Max/Males	474	0	0	0	0	474	498		
Varner Unit Total	1,698	0	2	0	2	1,702	1,598	106.5%	
Wrightsville Unit/Males	850	0	1	0	0	851	850		
Wrightsville Hawkins Center/Females	4	0	0	0	1	5	0		
Wrightsville Hawkins Center/Males	241	0	0	0	0	241	200		
Wrightsville Hawkins for Males/Males	198	0	0	0	0	198	200		
Wrightsville Unit Total	1,293	0	1	0	1	1,295	1,250	103.6%	
In Transit Count:	0								
TOTALS - UNIT COUNT	16,712	14	10	0	48	16,784			
						Male	15,502	14,056	
						Female	1,282	1,262	
						Total	16,784	15,318	
								109.6%	
ALETA / Males Total	13	0	0	0	0	13	20		
AR State Police / Males Total	51	0	0	0	0	51	65		
Ark. Concurrent Sentences / Females Total	0	0	0	0	0	0	0		
Ark. Concurrent Sentences / Males Total	0	0	0	0	0	0	0		
County 309 / Females Total	134	0	0	0	0	134			
County 309 / Males Total	193	0	0	0	0	193			
County 309 Total	327	0	0	0	0	327	350		
County Jail Backup / Females Total	101	0	0	0	0	101			
County Jail Backup / Males Total	1,442	0	0	0	0	1,442			
Interstate Compact / Females Total	1	0	0	0	0	1			
Interstate Compact / Males Total	27	0	0	0	0	27			
TOTAL - NONAGENCY	1,962	0	0	0	0	1,962			
						Male	1,726		
						Female	236		
						Total	1,962		
GRAND TOTAL	18,674	14	10	0	48	18,746			

Total Death Row Male/Female = 24
 ACC Reentry Transfers / Females Total = ACC 44
 Reentry Transfers / Males Total = 136

FISCAL YEAR 2025 COUNTY JAIL BACKUP - MAY 2025

DAY	Jul-24	Aug-24	Sep-24	Oct-24	Nov-24	Dec-24	Jan-25	Feb-25	Mar-25	Apr-25	May-25
1	2,058	2,112 *	2,139	2,000	2,083 *	2,046	1,872 *	1,602 *	1,729	1,632	1,574
2	2,085	2,120	2,077	2,016 *	2,083	2,046	1,872 *	1,602 *	1,729	1,617	1,585
3	2,085 *	2,120	2,077	2,027 *	2,083	2,022	1,838	1,540	1,698	1,603 *	1,585
4	2,111 *	2,120	2,077	2,031	2,103	2,038 *	1,838	1,551	1,737	1,618 *	1,585
5	2,111	2,107	2,105 *	2,031	2,110	1,969 *	1,838	1,580	1,689 *	1,618	1,572
6	* 2,111	2,090	2,100 *	2,031	2,083	1,936	1,814	1,591	1,695 *	1,618	1,567
7	* 2,111	2,097 *	2,100	2,026	2,094 *	1,936	1,827	1,618	1,672	1,636	1,555
8	2,131	2,097 *	2,100	2,009	2,097 *	1,936	1,818 *	1,618 *	1,672	1,637	1,573
9	2,120	2,102	2,086	2,027 *	2,097	1,912	1,780 *	1,618 *	1,672	1,568	1,587
10	2,130 *	2,102	2,069	2,050 *	2,097	1,902	1,769	1,616	1,687	1,568 *	1,587
11	2,125 *	2,102	2,084	2,075	2,099	1,874 *	1,769	1,635	1,701	1,613 *	1,587
12	2,116	2,092	2,073 *	2,075	2,099	1,862 *	1,769	1,626	1,680 *	1,613	1,583
13	* 2,116	2,104	2,109 *	2,075	2,116	1,869	1,760	1,623	1,692 *	1,613	1,594
14	* 2,116	2,113 *	2,109	2,068	2,113 *	1,869	1,791	1,649	1,685	1,632	1,554
15	2,097	2,115 *	2,109	2,061	2,099 *	1,869	1,749 *	1,649 *	1,685	1,650	1,525
16	2,096	2,106	2,110	2,071 *	2,099	1,855	1,732 *	1,649 *	1,685	1,650	1,513
17	2,097 *	2,106	2,096	2,074 *	2,099	1,880	1,698	1,674	1,634	1,650 *	1,513
18	2,100 *	2,106	2,085	2,067	2,086	1,906 *	1,698	1,673	1,644	1,669 *	1,513
19	2,074	2,132	2,053 *	2,067	2,084	1,903 *	1,698	1,693	1,636 *	1,669	1,484
20	* 2,074	2,128	2,054 *	2,067	2,101	1,908	1,674	1,698	1,617 *	1,669	1,487
21	* 2,074	2,139 *	2,054	2,042	2,117 *	1,908	1,674	1,716	1,613	1,650	1,544
22	2,103	2,141 *	2,054	2,051	2,151 *	1,908	1,637 *	1,716 *	1,613	1,645	1,525
23	2,105	2,154	2,029	2,056 *	2,151	1,902	1,619 *	1,716 *	1,613	1,630	1,561
24	2,077 *	2,154	2,038	2,042 *	2,151	1,904	1,640	1,715	1,623	1,637 *	1,561
25	2,083 *	2,154	1,996	2,048	2,146	1,904 *	1,640	1,728	1,648	1,638 *	1,561
26	2,095	2,127	1,982 *	2,048	2,111	1,904 *	1,640	1,712	1,643 *	1,638	1,548
27	* 2,095	2,140	1,991 *	2,048	2,108	1,885	1,629	1,724	1,657 *	1,638	1,548
28	* 2,095	2,137 *	1,991	2,050	2,047 *	1,885	1,650	1,729	1,627	1,639	1,572
29	2,100	2,156 *	1,991	2,056	2,046 *	1,885	1,645		* 1,627	1,642	1,533
30	2,092	2,139	1,990	2,052 *	2,046	1,885	1,637		* 1,627	1,614	1,543
31	2,080 *	2,139		2,063		1,870	1,602		1,622		* 1,543
Avg Daily Backup	2,099	2,121	2,064	2,049	2,100	1,915	1,730	1,652	1,663	1,630	1,554

Notes: Total does not include 309 Contracts in County Jails (maximum of 350)

County Jail Back-up average for April 2025 - 1,630

County Jail Back-up average as of April 30, 2025 - 1,902

Short-Term Revocation Program average for April 2025 - 149

Short-Term Revocation Prgram Fiscal Year average as of April 30, 2025 - 294

STTG UNIT COUNTS – MAY 2025

Unit	Beginning Total	Confirmed	Suspected	In	Out	Paroled	Removed	Ending Total	Total Unit Population	Unit % of STTG's
Benton	87	1	0	8	9	5	0	82	345	23.77%
Cummins	690	0	0	51	56	7	0	678	1,992	34.04%
Delta	222	2	2	15	15	3	0	223	628	35.51%
EARU	702	0	0	17	7	10	0	702	1,634	42.96%
Ester	166	0	0	31	23	0	0	174	705	24.68%
Grimes	415	0	0	10	8	3	0	417	1,098	37.98%
Hawkins	96	0	0	5	5	0	1	95	443	21.44%
Norris	300	0	0	30	21	1	0	308	702	43.87%
McPherson	45	0	0	0	0	1	0	44	1,219	3.61%
MCWR	65	0	0	0	1	0	0	64	186	34.41%
NCU	269	0	0	15	9	1	0	274	935	29.30%
NWAWR	19	0	0	4	2	0	0	21	108	19.44%
ORCU	329	0	0	51	30	8	0	342	1,572	21.76%
ORCU Intake	102	120	0	0	128	0	0	94	346	27.17%
Pine Bluff	147	0	0	16	20	3	0	140	619	22.62%
RLW	211	0	0	40	17	0	0	236	535	44.11%
TWR	38	0	0	2	0	0	0	40	134	29.85%
Tucker	269	0	1	14	10	3	0	271	1,030	26.31%
Varner	769	0	0	90	82	10	0	767	1,701	45.09%
Wrightsville	224	0	0	27	13	9	0	229	850	26.94%
Total	5,165	123	3	426	456	64	1	5,201	16,782	30.99%

ORCU Intake brought in 120 new STTG members into ADC last month.

STTG DISCIPLINARY REPORT – MAY 2025

Unit	STTG Incidents	STTG Suspected Incidents	Total Unit Disciplinary	Disciplinary Involving STTG	Percentage
Benton	0	0	12	4	33.33%
Cummins	0	0	384	187	48.70%
Delta	0	0	176	46	26.14%
EARU	0	0	201	113	56.22%
Easter	0	0	57	35	61.40%
Grimes	0	0	197	95	48.22%
Hawkins	0	0	10	1	10.00%
Norris	0	0	89	48	53.93%
McPherson	0	0	215	13	6.05%
MCWR	0	0	5	2	40.00%
NCU	0	0	120	54	45.00%
NWAWR	0	0	6	2	33.33%
ORCU	0	0	114	46	40.35%
ORCU Intake	0	0	7	2	28.57%
Pine Bluff	0	0	88	31	35.23%
RLW	0	0	119	56	47.06%
TWR	0	0	8	4	50.00%
Tucker	0	0	111	43	38.74%
Varner	0	0	318	168	52.83%
Wrightsville	0	0	152	60	39.47%
Total	0	0	2,389	1,010	42.28%

STTG COUNTS BY STTG SET – MAY 2025

STTG Set	Benton	Cummins	Delta	EARU	Ester	Grimes	Hawkins	Norris	McPherso	MCWR	NCU	NWAWR	ORCU	Intake	PB	RLW	TWR	Tucker	Varner	Wrightsvil	Total	
Asian	2	0	0	0	0	0	0	1	0	0	0	0	0	0	0	0	0	1	1	0	2	7
Bloods	12	135	42	148	32	86	15	63	8	11	59	0	56	12	27	50	8	40	160	42	1,006	
Crips	12	82	35	83	20	47	9	44	3	9	26	4	39	11	12	30	3	26	107	35	637	
Folk	4	73	15	57	12	27	1	33	4	2	15	5	12	9	6	7	1	19	53	32	387	
GD	15	140	40	178	35	96	26	76	10	16	73	1	90	12	36	50	7	71	188	37	1,197	
Mexican	8	24	12	27	12	12	1	4	4	2	17	0	10	4	3	7	0	11	26	13	197	
Motorcycle	0	6	0	1	0	0	0	1	1	1	1	0	2	0	1	0	0	1	1	2	18	
Other	1	9	10	18	5	11	4	7	3	1	9	0	17	0	5	3	2	9	22	4	140	
People	4	36	11	38	9	27	2	22	0	0	8	0	15	2	6	11	1	11	32	9	244	
Unknown	0	23	4	7	1	2	6	3	0	4	2	2	0	0	1	3	3	3	9	3	76	
W/S	11	70	25	37	26	27	15	8	6	10	25	5	60	22	21	33	10	45	43	21	520	
AB	2	8	1	4	3	8	1	0	1	1	5	1	3	1	3	22	1	2	19	4	90	
AC	0	10	5	18	3	9	0	5	0	1	6	1	4	1	0	17	0	3	14	0	97	
NAE	7	35	13	32	7	26	5	15	3	2	14	1	16	8	7	0	2	9	40	12	254	
WAR	4	27	10	54	9	39	10	26	1	4	14	1	18	12	12	3	1	20	53	13	331	
Total	82	678	223	702	174	417	95	308	44	64	274	21	342	94	140	236	40	271	767	229	5,201	

Key:

GD = Gangster Disciples

W/S = White Supremacist

NAE = New Aryan Empire

WAR = White Aryan Resistance

AC = Aryan Circle

AB = Aryan Brotherhood

MEDICATION-ASSISTED TREATMENT PROGRAM (MAT) REPORT - MAY 2025

Locations:	MAT Start Dates	Active Program Participants	New Clients in the Program this Month	Dropped Out	Total Active Participants
CACCC - Little Rock	19-Sep	9	2	0	11
EACCC - West Memphis	18-Jul	41	0	0	41
NEACCC - Osceola	21-Dec	0	0	0	0
SWACCC - Texarkana	18-Jul	6	3	0	9
Probation / Parole	2018	56	0	0	
Medically Withdrawn	Closed Unsuccessful	Completed	Total Active		
92	210	186	61		
Total # of Participants Since Program Began					1010

Action	23-Jul	23-Aug	23-Sep	23-Oct	23-Nov	23-Dec
Assessments Completed in units	42	20	11	9	4	13
# of Clients Educated in units	352	515	403	426	427	400
# of Clients Released to Supervision	12	7	3	2	4	6
Pre-Release Interviews Completed	14	15	15	4	4	8

Action	24-Jan	24-Feb	24-Mar	24-Apr	24-May	24-Jun
# of Assessments Completed in units	13	3	12	11	11	9
# of Clients Educated in units	411	261	514	420	353	282
# of Clients Released to Supervision	4	7	10	7	11	10
Pre-Release Interviews Completed	11	6	14	14	7	14

Action	24-Jul	24-Aug	24-Sep	24-Oct	24-Nov	24-Dec
# of Assessments Completed in units	8	0	0	20	9	2
# of Clients Educated in units	221	279	220	234	170	110
# of Clients Released to Supervision	12	6	10	7	13	11
Pre-Release Interviews Completed	7	7	4	11	N/A	N/A

Action	25-Jan	25-Feb	25-Mar	25-Apr	25-May	25-Jun
# of Assessments Completed in units	9	14	7	34	5	
# of Clients Educated in units	119	250	237	92	104	
# of Clients Released to Supervision	10	5	6	6	9	
Pre-Release Interviews Completed	11	6	14	14	10	

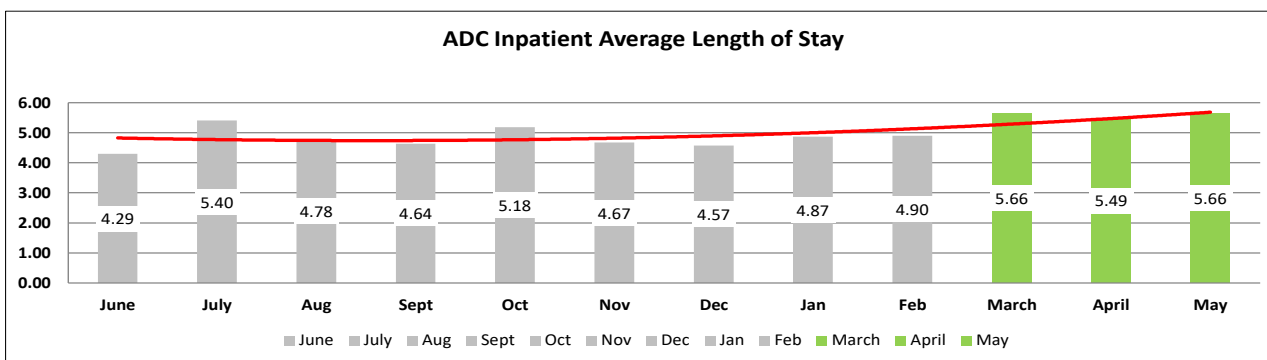
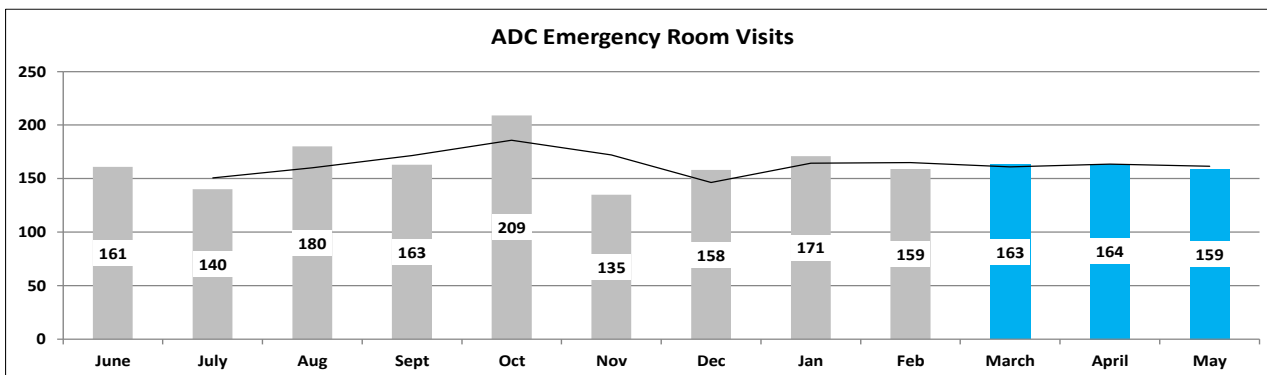
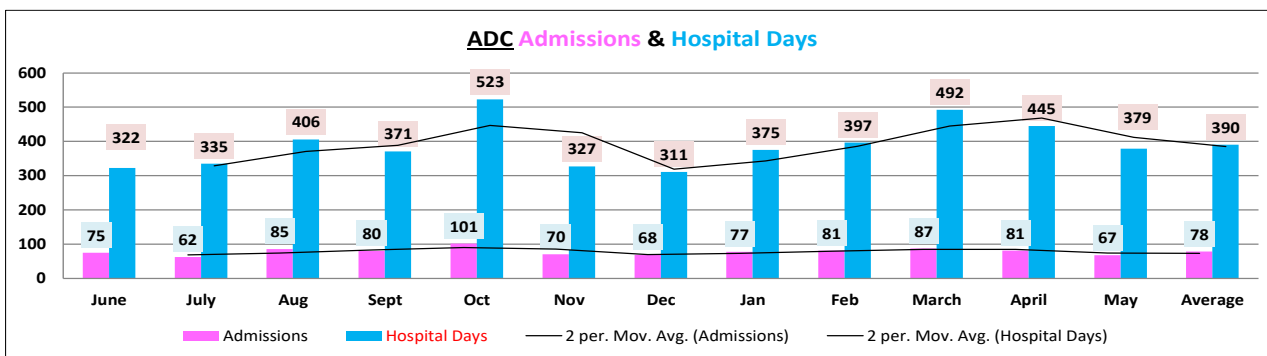
Action	25-Jul	25-Aug	24-Sep	24-Oct	24-Nov	24-Dec
# of Assessments Completed in units						
# of Clients Educated in units						
# of Clients Released to Supervision						
Pre-Release Interviews Completed						

ADC INPATIENT AND EMERGENCY ROOM UTILIZATION

ARKANSAS DEPARTMENT OF CORRECTION INPATIENT AND EMERGENCY ROOM UTILIZATION

ADC Inpatient Statistics Past 12 Months													
	2024	2024	2024	2024	2024	2024	2024	2025	2025	2025	2025	2025	
	June	July	Aug	Sept	Oct	Nov	Dec	Jan	Feb	March	April	May	Average
Admissions	75	62	85	80	101	70	68	77	81	87	81	67	78
Hospital Days	322	335	406	371	523	327	311	375	397	492	445	379	390
Average Length of Stay	4.29	5.40	4.78	4.64	5.18	4.67	4.57	4.87	4.90	5.66	5.49	5.66	5.01

ADC ER Visits Past 12 Months													
	2024	2024	2024	2024	2024	2024	2024	2025	2025	2025	2025	2025	
	June	July	Aug	Sept	Oct	Nov	Dec	Jan	Feb	March	April	May	Average
Emergency Room Visits	161	140	180	163	209	135	158	171	159	163	164	159	163.5

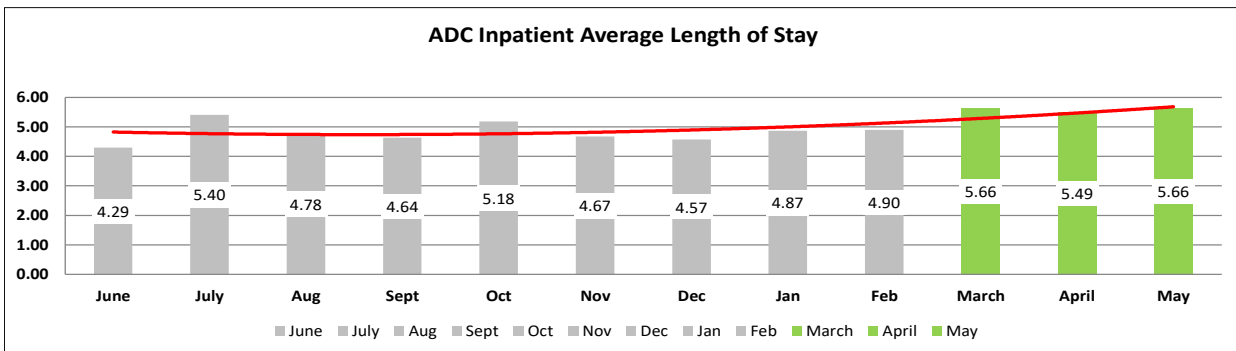
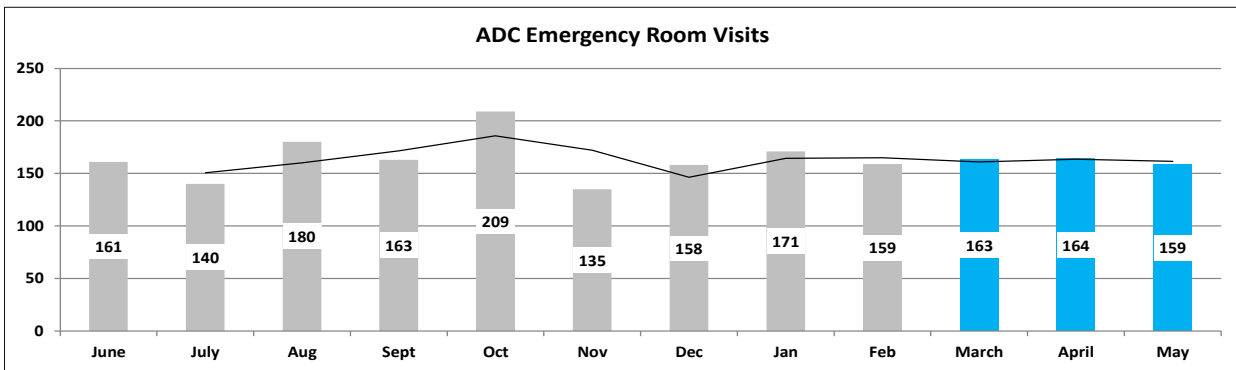
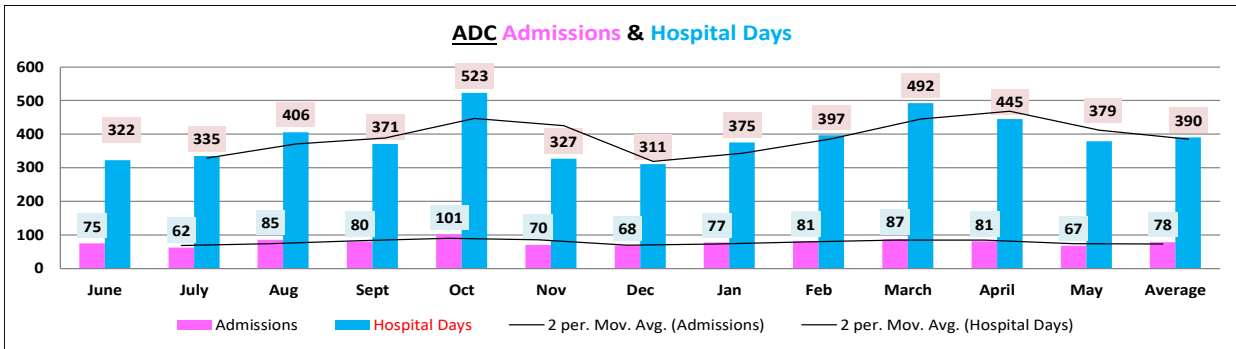


COMMUNITY CORRECTIONS INPATIENT AND EMERGENCY ROOM UTILIZATION

ARKANSAS DEPARTMENT OF CORRECTION
INPATIENT AND EMERGENCY ROOM UTILIZATION

ADC Inpatient Statistics Past 12 Months														
	2024	2024	2024	2024	2024	2024	2024	2024	2025	2025	2025	2025	2025	Average
	June	July	Aug	Sept	Oct	Nov	Dec	Jan	Feb	March	April	May		
Admissions	75	62	85	80	101	70	68	77	81	87	81	67		78
Hospital Days	322	335	406	371	523	327	311	375	397	492	445	379		390
Average Length of Stay	4.29	5.40	4.78	4.64	5.18	4.67	4.57	4.87	4.90	5.66	5.49	5.66		5.01

ADC ER Visits Past 12 Months														
	2024	2024	2024	2024	2024	2024	2024	2025	2025	2025	2025	2025	2025	Average
	June	July	Aug	Sept	Oct	Nov	Dec	Jan	Feb	March	April	May		
Emergency Room Visits	161	140	180	163	209	135	158	171	159	163	164	159		163.5



CONFIDENTIAL: This report is prepared for quality assurance or peer review purposes, is absolutely privileged, and will not be discoverable or admissible in any legal proceeding, pursuant to ACA§16-46-105, ACA§20-9-501, and ACA§20-9-503.

MEDICAL GRIEVANCE BOARD REPORT – MAY 2025

Unit	<i>Acknowledged/Received</i>	<i>Rejected</i>	<i>Reviewed & Signed by Dep Director</i>	<i>With Merit</i>	<i>With Merit, but Resolved</i>	<i>% With Merit</i>	<i>Without Merit</i>
Benton	0	0	0	0	0	0%	0
Central AR CCC	0	0	0	0	0	0%	0
CMU	0	0	0	0	0	0%	0
Cummins	3	8	4	0	0	0%	4
Delta	1	0	3	0	0	0%	3
EARU	12	2	16	0	0	0%	16
EARU Max	17	3	23	3	0	13%	20
ECCCC	0	0	0	0	0	0%	0
Ester	0	1	2	0	0	0%	2
Grimes	7	16	6	0	0	0%	6
Hawkins	0	0	0	0	0	0%	0
McPherson	5	9	2	0	0	0%	2
MCWRC	0	0	0	0	0	0%	0
MSU	2	4	2	0	0	0%	2
NECCC	0	0	0	0	0	0%	0
North Central	0	0	3	0	0	0%	3
NWAWRC	0	0	0	0	0	0%	0
Omega Supervision	2	0	1	0	0	0%	1
Ouachita	9	4	12	1	0	8%	11
Phillips County	0	0	0	0	0	0%	0
Pine Bluff	0	0	0	0	0	0%	0
Randall L. Williams	0	1	1	0	0	0%	1
SNN	0	1	0	0	0	0%	0
SNH	0	2	0	0	0	0%	0
SWCCC	0	0	0	0	0	0%	0
TRCC	0	0	0	0	0	0%	0
Tucker	3	2	4	0	0	0%	4
Varner	4	1	2	0	0	0%	2
Varner Super Max	7	5	4	1	1	50%	2
White River	0	0	0	0	0	0%	0
WRU	0	0	3	0	0	0%	3
WHM	2	0	2	0	0	0%	2
WWR	0	0	0	0	0	0%	0
Total	74	59	90	5	1	6.67%	84

CHAPLAINCY

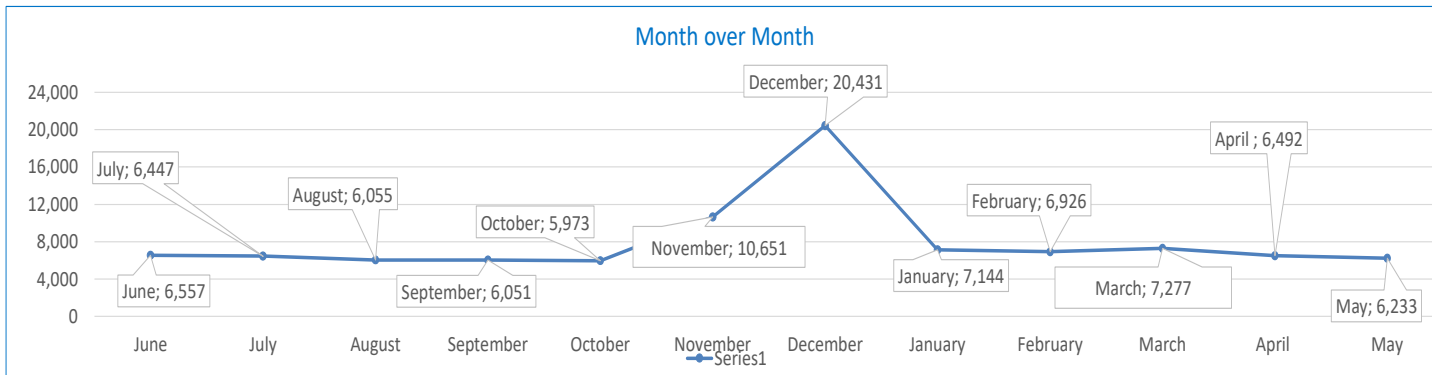
Month: May Year: 2025	CUMMINS	DELTA REGIONAL	EAST ARKANSAS	EAST AR MAX	ESTER	GRIMES	HAWKINS	LB NORRIS	MCPHERSON	NORTH CENTRAL	OJACHITA RIVER	PINE BLUFF	RANDALL L. WILLIAMS	TUCKER	VARNER	VARNER MAX	WRIGHTSVILLE	TOTAL
Services Chaplains Oversaw																		
Christian																		
Population	4	3	24	0	2	8	0	4	6	1	2	7	5	3	15	0	1	85
Segregation	0	0	0	0	0	0	0	4	0	0	0	0	0	0	0	0	0	4
Muslim																		
Population	6	4	5	0	4	4	3	0	7	5	4	6	5	5	5	0	4	67
Segregation	0	0	0	0	0	0	0	0	0	0	0	0	0	0	0	0	0	0
156																		
Volunteers in Charge																		
Protestant	27	3	0	0	24	7	5	14	17	11	11	4	22	11	0	0	6	162
Catholic	1	0	0	0	1	1	4	0	2	3	4	0	1	0	3	0	4	24
Muslim	2	4	0	0	1	0	2	3	1	0	0	6	0	0	0	0	0	19
Other	0	0	0	0	0	0	0	2	0	0	8	0	0	1	7	0	0	18
Baptism	18	0	8	0	0	0	0	8	0	0	2	0	4	9	0	0	0	49
Marriages																		
	0	0	0	0	0	0	0	0	0	0	0	0	0	0	0	0	0	0
Distributed by Chaplains																		
Greeting Cards	10	2	0	0	24	83	0	28	0	54	72	13	22	275	261	162	0	1,006
Bibles, Quran, Torah, Etc.	20	3	13	32	36	41	2	18	133	87	320	29	10	8	41	37	5	835
Study Course	180	95	0	0	275	0	0	3	25	0	76	9	2	80	2	0	0	747
Writing Supplies	60	0	0	0	59	95	10	142	186	0	275	5	0	10	0	0	0	842
Literature	2,400	110	842	74	798	174	215	62	82	686	213	228	76	100	947	649	110	7,766
Chaplain's Visits																		
Barracks	20	10	6	12	36	176	8	48	190	50	244	29	120	85	134	11	18	1,197
Approximate Hours Spent in Barracks	6	4	22	3	8	81	1	9	40	16	94	5	36	21	34	4	20	404
Inmate Office visits	30	166	25	0	8	113	2	18	141	14	14	14	14	244	69	0	22	894
Other Office visits	164	250	10	2	6	47	4	10	7	0	23	51	60	30	23	0	9	696
Hospital	0	0	0	0	0	0	0	0	0	2	11	0	0	0	0	0	0	13
Infirmary/Sick Call	3	0	1	0	6	8	4	2	10	5	15	4	9	2	7	4	4	84
Restrictive/Punitive Housing	16	6	0	0	4	8	4	4	9	5	6	4	6	9	6	6	4	97
PC - DRU		2																2
Visitation Days	0	0	0	0	0	0	0	0	0	0	0	0	0	0	0	0	0	0
Volunteer Visits																		
RCV	0	0	0	0	4	4	5	3	4	9	0	1	7	3	0	0	0	40
OCV	5	8	22	0	13	5	15	16	28	18	18	0	0	17	10	0	0	175
Spiritual Advisor	0	0	0	0	0	0	0	0	0	0	0	0	0	0	0	0	0	0
CRA	41	0	16	2	45	19	4	49	20	71	60	5	21	130	36	12	47	578
Religious Volunteer Hours																		
Volunteer Hours	137	3	657	14	147	131	24	198	239	306	292	16	51	416	241	21	94	2,987
Denominational/Volunteer Chaplain Hours	21	38	0	0	44	0	117	37	0	22	13	43	0	75	66	2	36	514
3,501																		
Other Activities of Chaplain																		
Counseled Employees	5	0	18	10	8	6	0	5	2	0	10	53	4	8	236	0	5	370
Orientation Sessions	6	150	0	0	1	0	0	3	0	4	0	0	0	0	0	0	0	164
Free World Devotions	0	0	9	0	6	0	0	0	0	0	10	0	0	4	20	0	0	49
Spoke in Churches	0	0	7	0	4	0	0	1	0	0	12	4	3	4	20	0	0	55
Crisis Intervention Sessions	1	0	2	0	2	2	1	5	7	0	9	5	0	5	3	3	1	46
Marriage Counseling	0	0	1	0	0	0	0	0	0	0	0	0	1	0	0	0	0	2
Denominational Meeting	0	1	1	0	4	0	0	0	0	1	0	0	6	0	0	0	0	13
Chaplain's Meeting	2	0	2	0	6	1	1	0	5	1	1	1	1	1	5	0	1	28
Volunteer Training Session	0	1	0	0	5	0	0	0	1	0	0	0	1	1	0	0	0	9
Chaplain Transfers																		
	1	5	0	0	0	0	0	0	0	0	0	0	0	0	0	0	0	6
Chaplain Promotions																		
	0	0	0	0	0	0	0	0	0	0	0	0	0	0	0	0	0	0
PAL PROGRAM																		
Enrolled at start of month	60	24	54	0	59	49	0	17	51	69	36	0	0	61	45	0	26	551
Enrolled during the month	6	1	0	0	0	11	0	6	12	10	8	0	0	10	4	0	4	72
Removed From PAL Program																		
# Paroled	0	1	0	0	1	0	0	0	0	1	0	0	0	0	0	0	1	4
# Completed	0	0	0	0	0	4	0	0	2	1	0	0	0	7	1	0	1	16
# Withdrew	4	0	0	0	1	3	0	0	5	1	0	0	0	3	0	0	1	18
# Removed	2	0	0	0	0	2	0	1	2	6	3	0	0	0	2	0	1	19
# Transferred	0	0	2	0	0	1	0	0	3	3	0	0	0	0	0	0	1	10
Total Removed from PAL Program	6	1	2	0	2	10	0	1	12	12	3	0	0	10	3	0	5	67
Total Enrolled at the End of the Month	60	24	52	0	57	50	0	22	51	67	41	0	0	61	46	0	25	556
Volunteers In PAL																		
	14	0	10	0	0	19	0	17	39	16	7	0	0	7	1	0	0	130
Special Events:																		
	0	0	2	0	0	0	0	0	0	1	0	0	0	2	1	0	0	6

SECURUS VIDEO VISITATION REPORT MAY 2025

AR-DOC SVV Activity Tracker

Total ADP **18,373**

Total Visits by Month	June	July	August	September	October	November	December	January	February	March	April	May
Total (Includes SuperMax)	6,557	6,447	6,055	6,051	5,973	10,651	20,431	7,144	6,926	7,277	6,492	6,233
Target Objective	15,587	15,587	15,587	15,587	15,587	15,587	15,587	15,587	15,587	15,587	15,587	15,587



Completed Visits

Site	Current Month	Previous Month
Benton	124	154
Cummins	469	458
Delta Regional	338	467
East Arkansas Regional	531	498
Ester	405	403
Grimes	564	500
J Aaron Hawkins Sr.	156	231
Tucker Max	239	205
Mcpherson	466	435
Mississippi County WRC	49	43
North Central	494	493
NW Arkansas WRC	39	16
Ouachita River	489	596
Pine Bluff Re-Entry	62	79
Pine Bluff Complex	85	92
Randall L Williams	141	132
State Police Barracks	36	33
Texarkana Regional	69	56
Tucker Unit	478	524
Vарner	757	823
Wrightsville Unit	242	254
Tucker Re-entry	0	0
Total:	6233	6492

25-May 25-Apr

Missed by Inmate

Site	Current Month	Previous Month
Benton	2	3
Cummins	20	15
Delta Regional	5	10
East Arkansas Regional	25	26
Ester	20	16
Grimes	5	7
J Aaron Hawkins Sr.	4	4
Tucker Max	11	15
Mcpherson	15	23
Mississippi County WRC	0	5
North Central	13	15
NW Arkansas WRC	1	0
Ouachita River	19	18
Pine Bluff Re-Entry	2	2
Pine Bluff Complex	2	4
Randall L Williams	10	2
State Police Barracks	0	4
Texarkana Regional	4	2
Tucker Unit	9	11
Vарner	24	34
Wrightsville Unit	2	4
Tucker Re-entry	0	41
Total:	193	261

25-May 25-Apr

SECURUS TABLET REPORT MAY 2025

Contract ID	Site ID	Agency Name	Personal Tablets (All)	0	5	Community / Inventory	Officer	Total
I-003320	9322	AR DOC - BENTON UNIT	346	92	254	84	8	438
I-003320	9323	AR DOC - CUMMINS UNIT	1,938	1,536	402	627	17	2,582
I-003320	9324	AR DOC - DELTA REGIONAL UNIT	626	415	211	147	20	793
I-003320	9325	AR DOC - EAST ARKANSAS REGIONAL UNIT	1,595	1,247	348	657	10	2,262
I-003320	7981	AR DOC - ESTER UNIT	712	511	201	328	20	1,060
I-003320	9326	AR DOC - GRIMES UNIT	1,084	743	341	683	14	1,781
I-003320	9340	AR DOC - J AARON HAWKINS SR CENTER FOR W	447	305	142	282	19	748
I-003320	9328	AR DOC - MCPHERSON UNIT	1,218	828	390	825	40	2,083
I-003320	9329	AR DOC - MISSISSIPPI COUNTY WORK RELEASE	186	29	157	129	9	324
I-003320	9330	AR DOC - NORTH CENTRAL UNIT	934	655	279	133	10	1,077
I-003320	9331	AR DOC - NW ARKANSAS WORK RELEASE CENTER	108	21	87	25	8	141
I-003320	9332	AR DOC - OUACHITA RIVER UNIT	1,722	1,146	576	1,639	52	3,413
I-003320	7715	AR DOC - PINE BLUFF RE-ENTRY CENTER	56	6	50	24	0	80
I-003320	9333	AR DOC - PINE BLUFF UNIT	565	411	154	93	9	667
I-003320	9334	AR DOC - RANDALL L WILLIAMS FACILITY	526	371	155	189	15	730
I-003320	9097	AR DOC - STATE POLICE BARRACKS	52	35	17	9	3	64
I-003320	9335	AR DOC - TEXARKANA REGION CORRECTION CEN	135	39	96	90	15	240
I-003320	9327	AR DOC - TUCKER MAXIMUM SECURITY UNIT	533	407	126	201	14	748
I-003320	7806	AR DOC - TUCKER RE-ENTRY CENTER	119	32	87	53	2	174
I-003320	9336	AR DOC - TUCKER UNIT	1,030	710	320	245	15	1,290
I-003320	9337	AR DOC - VARNER UNIT	1,673	1,267	406	472	21	2,166
I-003320	7133	AR DOC - WRIGHTSVILLE SATELLITE UNIT	0	0	0	0	2	2
I-003320	9338	AR DOC - WRIGHTSVILLE UNIT	841	593	248	536	18	1,395
			16,446	11,399	5,047	7,471	341	24,258