



DIVISION OF CORRECTION BOARD REPORT

July 2025

Dexter Payne
Director



POPULATION REPORT

RESEARCH/PLANNING

June 2025 Admissions and Releases – Admissions for June 2025 totaled **399** (327-males and 72-females) while releases totaled 352 (305-males and 47 females) for a net increase of 47 inmates.

Inmate Population Growth/Projection – At the end of June 2025, the jurisdictional population for the Division of Correction totaled **18,748**, representing an decrease of **96** inmates since the first of January 2025. At reporting time, calendar year 2025 has seen a decrease of **16** inmates per month, which is down from an average monthly increase of **28** inmates per month during calendar year 2024.

Average County Jail Backup – The backup in the county jails averaged 1,535 inmates per day during the month of June 2025, which was down from the per-day average of **1,554** inmates during the month of May 2025. Of the **1,535** average, short-term revocations averaged **149** during the month of June 2025.

House Bill 1530/Restrictive Housing (RH) - April thru June 2025 - There was a 7% decrease in overall RH assignments the 2nd Quarter of 2025 compared to the 1st Quarter of 2025. There was a 19% increase in the number of major disciplinaries this Quarter compared to the 1st Quarter of 2025. There was a decrease in the number of inmates assigned to RH who are fifty-five & older, twenty-one or younger, and those with SMI diagnosis. There was three suicides and seventeen attempted suicides this Quarter of those assigned to RH. The number of deaths decreased from eleven to six this Quarter of those who were assigned to RH. There was no change in the those assigned to RH who for Protective Custody.

INSTITUTIONS

INMATE INSTITUTIONAL GRIEVANCES

Inmate Formal/Informal Grievances: During June, a total of 1,176 formal grievances and 1,379 informal grievances were filed at various ADC Facilities.

Institutional Grievances Appeals: There was a total of 467 appeals of institutional grievances received in June. Of those, 326 were acknowledged and 141 were rejected for various reasons. Of the total, 217 appeals answered, 215 had no merit and 2 had merit.

Resident Formal/Informal Grievances: During June, a total of 63 formal grievances and 157 informal grievances were filed at various Residential Centers.

Institutional Grievances Appeals: There was 50 appeals of institutional grievances received in June. Of those, 25 was acknowledged and 25 was rejected for various reasons.

FARM DIVISION

Row Crop Division - June brought more rain. Rain caused some damages to the Wheat crop and the some acreage on the Tucker Farm that will be filed on insurance. Vegetables are being moving into the kitchens across the state.

Beef Herd Division- Bulls have been turned out for breeding season.

Dairy Division- Milk production is still trending up.

Poultry Division- Egg production is slowly going up.

REGIONAL MAINTENANCE HOURS

Regional Maintenance Hours	June 2025
Benton Unit	5,199
Delta Regional Unit	2,832
East Arkansas Regional Unit	2,272
Grimes Unit	3,252
McPherson Unit	2,536
Mississippi County Work Release	3,120
North Central Unit	5,624
Ouachita River Correctional Unit	5,560
Randall L. Williams Unit	2,748
Texarkana Regional Corr. Ctr.	2,250
Tucker Unit	4,856
Varner Unit	5,032
Wrightsville Unit	3,232
TOTAL HOURS	48,513

WORK RELEASE RENT REPORT

Unit	June 2025
Benton Unit	\$156,134.00
Mississippi County Work Release	\$101,090.00
Northwest Arkansas Work Release	\$68,090.00
Pine Bluff Work Release	\$33,176.00
Tucker Work Release	\$68,420.00
Texarkana Regional Correctional Center	\$49,104.00
TOTAL	\$476,014.00

REENTRY

PROGRAMS - June 2025

Program Name	Beginning Count	Admitted	Removed	Graduated	End Count	Volunteer Hours
Juvenile Program* (RLW) Release (Ester)	9	1	2	0	8	0
Veterans Program (Ester)	11	5	0	0	16	0
AFC - Pathway Home 4 Release (Delta)	22	2	11	0	13	3
	19	0	7	0	12	0
	0	10	0	0	10	0
TOTAL	61	18	20	0	59	3

*Juveniles are transferred from the program once they reach the age of 18.

WORKFORCE ALLIANCE FOR GROWTH IN THE ECONOMY (WAGE)

June 2025 Capacity: 120 Unit:	Participants	Status
Delta	12	Active
Ester	0	Not Active
Hawkins	0	Not Active
McPherson	16	Active
North Central	0	Not Active
Ouachita River	6	Active
Tucker	0	Active
Wrightsville	7	Active
TOTAL	41	

WRIGHTSVILLE-HAWKINS PATHWAY TO FREEDOM PROGRAM

June 2025 Capacity: 200	Beginning Count	Enrolled During the Month	Removed	End Count*
Wrightsville-Hawkins PTF	199	12	11	200

ADVANCED PRINCIPLES AND APPLICATIONS FOR LIFE PROGRAM (APAL)

June 2025 Capacity: 86	Beginning Count	Admissions During Mo.	Removed*	End Count
Ester	225	1	0	26
McPherson	21	5	1	25
TOTAL	46	6	1	51

Advanced PAL is an 18-month reentry program that combines a pre-release curriculum with the PAL program.

*The "Removed" column indicates the number of participants who paroled, completed the program, withdrew from the program, transferred, or were removed from the program for another reason.

THINK LEGACY

June 2025 Capacity: 324	Beginning Count	Admitted	Graduated	Removed*	End Count
Unit					
Cummins	18	36	18	0	36
Delta Regional	19	25	19	0	25
East Arkansas Regional	0	28	0	0	28
McPherson	31	48	31	2	46
North Central	20	36	20	0	36
Ouachita River	13	27	13	1	26
Tucker	17	25	17	1	24
TOTAL	118	225	118	4	221

THINK LEGACY VOLUNTEER HOURS = 0

*The "Removed" column indicates the total number of participants who paroled, signed out, transferred, or were removed from the program for any other reason and are no longer in the barracks.

COLLEGE REPORT

June 2025

COLLEGE PROGRAM LOCATIONS	Beginning Count	Admissions During Mo.	Removed During Mo.	End Count	Staff Enrolled
Arkansas State University					
Grimes Unit	23	0	23	0	0
McPherson Unit	58	0	58	0	0
Ashland University					
North Central Unit	3	0	1	2	0
Mid-America Seminary College					
Varner Unit	36	0	0	36	0
Philander Smith College					
East Arkansas Regional Unit	27	14	5	36	0
Tucker Unit	17	10	0	27	0
Southeast Arkansas College					
Cummins Unit	33	0	0	33	0
Delta Unit	16	1	0	17	0
Varner Unit	40	0	3	37	0
Shorter College					
Hawkins Unit	0	0	0	0	0
Ouachita River Unit	23	0	1	22	0
Pine Bluff Complex	72	0	15	57	0
Texarkana Regional	3	0	0	3	0
Wrightsville Unit	33	0	6	27	0
TOTAL	384	25	112	297	0

TREATMENT:

PROGRAM SUMMARY

A total of 1,035 residents have agreed to participate in Medication-Assisted Treatment (MAT) since the program started in July 2018 with a total of 615 discharged with follow up in the community in progress and a total of 204 have completed the program.

Partnerships are in effect with 90 community providers to continue MAT upon release from an ACC center.

In June, there were 0 active participants in the Telehealth program implemented in January 2023.

General Treatment Program Summary

(Non-Drug Court):	Number of Participants
Substance Use Disorder Treatment	2,311
Continuing Care	152
Domestic Violence Prevention	14
Anger Management	111
Tobacco Use Treatment	0

Ongoing Projects

Treatment supervisors reported combined 178 hours of direct clinical supervision with Treatment staff in 26 Community Correction locations.

TRAINING

DIVISION OF CORRECTION

TRAINING - June 2025

BASIC TRAINING DIVISION –

BCOT Class 2025-F, led by Instructor Baker, graduated on June 6th with a total of 29 cadets.

BCOT Class 2025-G, led by Instructor Wiley, graduated on June 27th with a total of 36 cadets.

IN-SERVICE DIVISION –

There were two in-service classes held by the Training Academy during the month, with a total of 142 training hours.

eCADEMY –

During June, 678 ADC employees completed a total of 6,816.70 hours of eCADEMY training.

ACCREDITATION

ACA Internal Audits Completed:

6/25/25 - 6/26/25: CACCC Re-Accreditation

Fire/Safety and Sanitation Audits Completed:

6/4/25: Cental Arkansas Correctional Center

6/6/25: Benton Work Release

6/10/25: Larry B. Norris

6/12/25: Tucker Unit

HEALTH/CORRECTIONAL PROGRAMS

CHAPLAINCY SERVICES AND COMMUNITY SPEAKING

East Arkansas Regional Unit

Special Staff Service, June 18, 2025
C.O.P.S. June 21, 2025
Ramadan- 2nd Feast, June 07, 2025

East Arkansas Regional Unit

Ramadan-2nd Feast, June 07, 2025

North Central Unit

Kairos, June 28 & 29 2025
Inmate Wedding, June 17, 2025
Ramadan-2nd Feast, June 09, 2025

Cummins Unit

Ramadan-2nd Feast, June 10, 2025

Delta Unit

Ramadan-2nd Feast, June 10, 2025

Barbara Ester

Ramadan-2nd Feast, June 10, 2025

Grimes Unit

Ramadan-2nd Feast, June 10, 2025
CRA Quarterly Training, June 26 & 28, 2025

Hawkins Unit

Ramadan-2nd Feast, June 09, 2025
C.M.A, June 13 & 14, 2025

Trade Ministry Reentry Program, June 17, 2025

TAALEEM, Juen 03, 2025

Baptisms, June 12, 2025

COPS Ministry, June 05, 2025

Norris Unit

Ramadan-2nd Feast, June 09, 2025

Quarterly Training

McPherson Unit

Kairos

Special Religious Service- Dr. Sharon Nesbit

Ramadan-2nd Feast, June 09, 2025

ORCU

Ramadan-2nd Feast, June 09, 2025

Pine Bluff Unit

Ramadan-2nd Feast, June 10, 2025

RLW

Malachi Dad's Graduation, June 26, 2025

Ramadan-2nd Feast, June 07, 2025

Tucker Unit

VOLUNTEER SERVICES - June 2025

Program Name	Hours
Release (Ester)	0
Veteran (Ester)	0
NTI (NWARC)	23
Yoga (Varner)	0
Total	23

MENTAL HEALTH SERVICES

Reduction of Sexual Victimization Program (RSVP) and Sex Offender Treatment Programs (SOFT):

June 2025	Capacity	Beginning Count	Completed	Removed	Admissions	End Count
RSVP	236	235	76	5	82	236
SOFT	15	6	0	0	0	6
Total	251	241	76	5	82	242

There are 804 males on the waiting list for RSVP and 14 females on the waiting list for SOFT who are within five years of their TE date. Of those, seven (7) inmates are mandated by the Post Prison Transfer Board.

The average time on the waiting list from request is between one and two months for those stipulated.

*The total on the waiting list, including those not currently within the identified timeframe, is 1,740 males and zero females. Of these, 804 are eligible and 936 are ineligible for the program. There is one (1) PREA inmate in the program at this time.

***Ineligibility is due to being in restrictive housing, having class IV status, or receiving a major disciplinary within the last 60 days.**

Substance User Rehabilitation Services (SURS):

June 2025 Unit	Capacity	Beginning Count	Completed	Removed	Admissions	End Count
Benton	20	20	0	0	0	20
Cummins	45	43	2	2	3	42
Grimes	50	50	9	2	8	47
Larry B. Norris	4	0	0	0	0	0
McPherson	150	148	21	7	27	147
Randall L. Williams	150	142	20	18	40	144
Tucker	62	55	7	3	14	53
Wrightsville	150	137	16	12	31	140
Total	681	625	75	44	124	630

For SURS, there are 2,739 males and 331 females on the waiting list who are within five years of their release date. Of those, 118 are mandated by the Post Prison Transfer Board. The average time on the waiting list from request is 15 days.

*The total on the waiting list, including those not currently within the identified timeframe, is 3,941 males and 456 females. Of these, 3,070 are eligible and 1,327 are ineligible for the program.

***Ineligibility is due to being in restrictive housing, having class IV status, or receiving a major disciplinary within the last 60 days.**

MENTAL HEALTH SERVICES, *continued*

Ouachita River Correctional Unit (ORCU) Residential Program Unit (RPU):

The RPU had nine (9) admission and ten (10) discharges in June for an end-of-month count of 101.

McPherson Unit Mental Health Residential Program Unit (RPU):

There were zero (0) admissions and six (6) discharges in June for an end-of-month count of 26.

Habilitation Program:

The Habilitation Program at the Ouachita River Correctional Unit provided treatment services to 41 inmates in June. There was two (2) admission and zero (0) discharges, which resulted in an end-of-month count of 41.

Suicide:

There were 153 suicidal threats in June. There were six (6) attempts, zero (0) of which resulted in death.

Outpatient:

There were 2,541 inmates on the mental health log at the beginning of June.

Staffing:

The following Mental Health Services positions were vacant in November and June 2025:

Positions	FTEs*	May	June
Mental Health Director	12	2	0
Mental Health Coordinator	3	0	0
Mental Health Technicians	30	0	0
Mental Health Professionals	43	11	8
Mental Health AA	9	0	0
Psychiatrist	4	0	0
Psychiatrist Nurse Practitioner	6	1	0
Psychologist	6	2	2

*FTE refers to authorized Full Time Equivalent positions.

Self-Study Classes:

Classes	Number of Participants	Number Completed	Waiting List
Anger Management	88	82	379
Thinking Errors	237	229	371
Substance Abuse Education	120	109	353
Communication Skills	116	133	308
Domestic Violence	212	121	108
Victims of Domestic Violence	36	29	177
Stress Management	81	78	206
Parenting	35	36	243

Outpatient:

There were 2,506 inmates on the mental health medical log at the beginning of June. Mental Health staff conducted the following contacts during the month:

Case Management Contacts	800
Requests for Interviews	1,474
Testing	4
Intakes	401
Unit Requests	3,469
Pre-Lockup Reviews	537
Routine Restrictive Housing Reviews	1,532
Restrictive Housing Rounds	9,907
PREA Evaluations	488
Routine Follow-up	1,505
834 Requests	110

County Mental Health Requests:

During June, there were 289 requests received of a mental health nature. Of those, three (3) inmates were fast-tracked to ADC.

County Medical Health Requests:

During June, there were 730 requests received of a medical nature. A total of nine (9) inmates were fast-tracked to ADC.

Medical Contract Reimbursements:

Sanction reimbursements for ADC in June amounted to \$5,025.00.

Deaths:

There were twelve (12) inmate deaths during the month of June. Three (3) were claimed, nine (9) were cremated and claimed. There was zero (0) not claimed.

Wellpath:

See attachment for Wellpath's report regarding outside beds and emergency room visits.

Medical Grievances:

In June, there were 82 appeals of medical grievances received and 71 appeals were answered. Two (2) was found to be with

merit and three (3) with merit but resolved.

PAWS IN PRISON

June 2025 Unit	Enrolled	Graduated	Foster	Volunteer Hours
Larry B. Norris Unit	6	4	0	2
North Central Unit	4	3	0	0
Ouachita River Correctional Unit	6	4	0	0
Randall L. Williams Unit	4	4	0	8
Tucker Unit	7	2	0	0
Total	27	17	0	10

Completed Paws in Prison Training:

June 2025 Program Graduates	17
YTD Program Graduates	79
Total Graduates Since Inception (Dec 2011)	2636
Dogs Currently in Foster (Graduated, but Not Adopted)	0
June 2025 Volunteer Hours	10
YTD Volunteer Hours	52

**AGENCY HIGHLIGHT
JUNE 2025 PROMOTIONS**

Some of the security promotions during the month of June included:

- CACAA**
 - Sgt. Keneshia Harper
 - Sgt. Michael Williams
 - Sgt. Jermy Browning
 - Sgt. Shameka Spikes
- Cummins Unit**
 - Sgt. Louis Wade
 - Corporal Anglya A Brooks
 - LT. Morris Collins Jr.
- Delta Regional Unit**
 - Sgt. Greg Miller
- East Arkansas Regional Unit**
 - Sgt. Matara Holcomb
 - Sgt. Thaddues Walls
 - Sgt. Meagan J Walker-Smith
- Grimes Unit**
 - Sgt. Cynthia L. Allison
- McPherson Unit**
 - Lt. Corey Bredwell
 - Sgt. Virginia Robins
- Mississippi County Work Release**
 - Sgt. Mariene Mendes-Nogueira
- Larry B. Norris Unit
 - Sgt. Brandeisjha Burnett
 - Sgt. Sidney Swanigan
- NEACCC
 - CO Raul Diaz
- Ouachita River Unit
 - Lt. Brandon King
- Pine Bluff Unit
 - Sgt. Gabrielle Bowman
- Phillips County DC
 - Sgt. Sha'Lania S. Roberts
- Randle L. Williams Unit
 - Captain Qushawana S. Stinnett
- Tucker Unit
 - Lt. Martrice Lawrence
- Varner Unit
 - Sgt. Jhayla McFarley
 - Lt. Vernon Gaines Jr.
- Wrightsville Unit
 - Sgt. Alfred Turner Jr.
 - Markell Toles

ESCAPEE CAPTURED: HARDIN

UPADTE: Escaped inmate Grant Hardin has been recaptured and was taken into custody shortly after 3 p.m. on Friday, June 6

ESCAPEE CAPTURED: WRIGHT

Inmate Antarian Wright, ADC #658088, was recaptured without incident at around 10 a.m. this morning. Wright was tracked to an apartment complex in Texarkana and was apprehended coming out of the woods by Arkansas State Police, Department of Corrections and Texarkana Police Department officers. Wright was an inmate at the Texarkana Work Release Center whose job assignment was at the Baking Company, located in Hope. Officers arrived at his work site at around midnight and were unable to locate Wright. He was last seen on camera leaving the bakery at 9:30 p.m. in a grey Ford Focus with a woman last known

to live in Texarkana. Officials located the vehicle at an apartment complex in Texarkana around 3:30 a.m. and a search of the complex caused the inmate to flee on foot. Wright is a 30-year old male serving 15 years for Aggravated Robbery and Theft by Receiving out of Columbia County. He would have been eligible for parole consideration in July 2028.

CHALLENGE COINS: EARU

ADC Director Dexter Payne visited the East Arkansas Regional Unit to present challenge coins to Deputy Warden Michael Richardson and Major John Haynes. While inspecting packages in the mailroom, DW Richardson and Major Haynes came across several packages of books all from the same company. Upon closer inspection, they discovered the books had been tampered with. They removed the covers each book and discovered homemade compartments containing contraband. Thanks in part to their keen eye and training, these men stopped dangerous substances from entering the unit and possibly saved the life of countless inmates.

Keep up the great work!

COMMS VISITED SOUTHWEST AR CCC

The Comms Team headed down to Texarkana to show the Southwest Arkansas Community Correction Center staff some love. #FistBumpChallenge sponsored by the Arkansas Association of Correctional Employees Trust (AACET).

BCOT 2025- CB: CUMMINS

Join the #ARDOCFamily in congratulating the recent graduates of the Basic Correctional Officers Training Academy Class 2025-CB.

CUMMINS K-9 ASSISTED CHICOT COUNTY

Recently, the Cummins Unit K9 Team assisted the Chicot County Sheriff's Office in the search and apprehension of a suspect who fled from a deputy during a traffic stop. The suspect had fled through a corn field where our leash dog and handler picked up his track. They were able to flush him out, and our pack team and handlers were able to intercept the suspect and take him into custody. Arkansas Game & Fish Wildlife Officers and Chicot County OEM Bob Graham and Gunnar Hocking also assisted in the search.

COMMS VISITED BARBARA ESTER UNIT

The Tucker Unit was the next stop for #FistBumpChallenge. Once again we would like to thank the Arkansas Association of Correctional Employees Trust (AACET) for sponsoring!

DEPUTY DIRECTOR REED'S RETIRMENT

ADC Chief Deputy Director Marshall Dale Reed is laying down his badge after 52 years of service to the Arkansas Department of Corrections and the State of Arkansas.

COMMS VISITED PINE BLUFF UNIT

The Comms Team recently visited the Pine Bluff Unit for the #FistBumpChallenge. Sponsored by the Arkansas Association of Correctional Employees Trust (AACET).

DOC LEADERSHIP TRAINING

This morning, more than 20 members of the #ARDOCFamily were welcomed by members of the DOC Management Team to Foundations of Leadership 2-25. For the next week, they will learn more about their own leadership style and what it takes to be a good leader.

BCOT 2025-F: TRAINING ACADEMY

#Congratulations to the recent graduates of the Basic Correctional Officer Training Academy Class 2025-F!

COMMS VISITED RANDALL L. WILLIAMS UNIT

Recently, the staff at the Randall L. Williams Unit got a chance to participate in the #FistBumpChallenge! Sponsored by the Arkansas Association of Correctional Employees Trust (AACET).

CACCC ACA

Join the #ARDOCFamily in congratulating Warden Andy Ruh and the outstanding staff at the Central Arkansas Community Correction Center on their American Correctional Association reaccreditation audit. Below are the scores from the audit: 100% on Mandatory Standards and Best Practices 100% on Non-Mandatory Standards and Best Practices.

REGIONAL MAINTENANCE PROJECT HIGHLIGHTS

JUNE 2025

Clean up at Camp Couchdale:
Ouachtia River Correctional Unit Regional Maintenance



Clean up at Moody Elementary School:
Pine Bluff Unit Regional Maintenance



Clean up in Star City:
Varner Unit Regional Maintenance



RESIDENTIAL CENTERS STATISTICS AT A GLANCE - JUNE 2025

Resident Admissions:

CAC: 15
 ECAC: 67
 NEAC: 35
 OMEGA: 44
 SWAC: 139

Resident Releases:

CAC: 21
 ECAC: 52
 NEAC: 33
 OMEGA: 51
 SWAC: 98

Affordable Healthcare**Enrollment:**

CAC: 2021
 ECAC: 59
 NEAC: 0
 OMEGA: 66
 SWAC: 100

Wage Class Enrollment:

CAC: 9
 ECAC: 0
 OMEGA: 6
 SWAC: 0

Shorter College Enrollment:

CAC: 25
 ECAC: 63
 NEAC: 16
 SWAC: 93

Henderson State University**Enrollment:**

OMEGA: 28
 SWAC: 96

Successful Completions:

CAC: 20
 ECAC: 57
 NEAC: 33
 OMEGA: 47
 SWAC: 43

Exodus Enrollment:

CAC: 0
 ECAC: 0

DASEP:

CAC: 8
 ECAC: 19
 NEAC: 0
 OMEGA: 13

Good Grid Enrollment

CAC: 61
 ECAC: 36
 NEAC: 27
 OMEGA: 20
 SWAC: 4

Photo IDs Issued:

CAC: 14
 ECAC: 18
 NEAC: 2
 OMEGA: 4
 SWAC: 30

Drivers Licenses Obtained:

CAC: 7
 ECAC: 2
 NEAC: 2
 OMEGA: 3
 SWAC: 2

Brith Certificates:

ECAC: 1
 NEAC: 1
 SWAC: 1

MAT Participants:

CAC: 39
 ECAC: 42
 SWAC: 4

MAT Discharged:

CAC: 0
 ECAC: 6
 SWAC: 0

Reformers Anonymous:

NEAC: 0

Life Recovery:

CAC: 0
 OMEGA: 33
 SWAC: 91

Victim Impact Panel:

CAC: 0
 ECAC: 0
 NEAC: 0
 SWAC: 0

Accuplacer Testing:

NEAC: 13
 SWAC: 26

Number of Volunteers:

CAC: 45
 ECAC: 145
 NEAC: 28
 OMEGA: 25
 SWAC: 40

Number of Volunteer Hours:

CAC: 203
 ECAC: 375
 NEAC: 134
 OMEGA: 74.4
 SWAC: 385

GED Enrollment:

CAC: 0
 ECAC: 0
 NEAC: 37
 OMEGA: 0
 SWAC: 63

GED Completed:

CAC: 2
 ECAC: 0
 NEAC: 0
 OMEGA: 0
 SWAC: 2

AA/NA Attendance:

CAC: 21
 ECAC: 432
 NEAC: 38
 OMEGA: 70
 SWAC: 62

Celebrate Recovery**Attendance:**

CAC: 38
 NEAC: 35
 SWAC: 50

Social Security Cards:

CAC: 22
 ECAC: 8
 NEAC: 1
 SWAC: 79

ServSafe:

CAC: 0
 ECAC: 0
 NEAC: 0

I.C.E.V.:

ECAC: 3
 SWAC: 14

2025 INFORMAL GRIEVANCE REPORT

Month	BENTON	CACCC	CU & CMU	DRU	EACCC	EARU & MX	Ester	GRIMES	HAWK/M	HAWK/F	LBNU	MCWR	MCPH	NEACCC	NCU	NWA	OMGEA	ORCU	PBU	RLW	SWACCC	TU	TRCC	VSMX	VU	WRCCC	WRTS	TOTAL
JAN	0	9	106	81	72	152	48	234	11	19	112	0	160	26	95	0	48	123	36	24	20	63	3	166	49	15	68	1,740
FEB	0	6	97	66	40	168	27	222	5	28	69	0	161	16	47	0	40	117	16	27	12	96	1	120	39	16	94	1,530
MAR	1	21	113	68	57	147	33	170	15	26	90	0	246	9	79	0	26	137	23	30	9	74	0	157	32	43	62	1,668
APR	0	13	109	82	52	219	54	183	6	21	76	0	170	15	47	0	26	90	22	39	14	114	0	128	20	12	60	1,572
MAY	0	5	135	45	86	138	51	217	9	4	71	0	144	6	69	0	27	100	31	31	18	60	1	115	45	15	77	1,500
JUN	1	0	83	32	65	140	32	219	28	2	50	0	184	24	73	0	65	83	29	35	28	56	0	199	54	6	79	1,567
JUL																												0
AUG																												0
SEPT																												0
OCT																												0
NOV																												0
DEC																												0
TOTAL	2	54	643	374	372	964	245	1,245	74	100	468	0	1,065	96	410	0	232	650	157	186	101	463	5	885	239	107	440	9,577

2025 FORMAL GRIEVANCE REPORT

Month	BENTON	CACCC	CU & CMU	DRU	EACCC	EARU & MX	Ester	GRIMES	HAWK/M	HAWK/F	LBNU	MCWR	MCPH	NEACCC	NCU	NWA	OMGEA	ORCU	PBU	RLW	SWACCC	TU	TRCC	VSMX	VU	WRCCC	WRTS	TOTAL
JAN	0	2	106	45	0	263	31	127	6	2	108	0	55	2	63	0	31	64	17	13	0	53	3	125	24	0	31	1,171
FEB	0	0	83	39	0	280	18	125	5	15	81	0	67	2	28	0	16	62	11	19	1	73	0	84	16	1	46	1,072
MAR	0	0	101	46	0	255	13	93	5	9	112	0	99	2	52	0	12	67	22	32	1	67	0	102	19	9	27	1,145
APR	0	0	92	50	0	345	45	103	6	15	100	0	120	1	29	0	36	53	21	23	1	87	0	92	11	2	18	1,250
MAY	0	0	96	45	0	288	41	132	3	4	104	1	98	0	40	0	59	58	20	16	1	47	0	95	17	4	29	1,198
JUN	0	0	66	49	0	287	18	127	9	0	86	3	87	1	60	0	59	66	21	27	8	53	0	154	31	1	32	1,245
JUL																												0
AUG																												0
SEPT																												0
OCT																												0
NOV																												0
DEC																												0
TOTAL	0	2	544	274	0	1,718	166	707	34	45	591	4	526	8	272	0	213	370	112	130	12	380	3	652	118	17	183	7,081

Report includes Pine Bluff Reentry (PBR), Pine Bluff Unit (PBU) and Pine Bluff Work Release (PBW).

INMATE INSTITUTIONAL GRIEVANCE APPEAL REPORT – JUNE 2025

	Acknowledged	Rejected	Processed W/O Merit	Processed W/ Merit
Benton Unit	0	0	0	0
Benton Work Release	0	0	0	0
CACCC	0	0	0	0
Cummins Unit	17	17	12	0
Cummins Modular Unit	0	1	0	0
Delta Regional Unit	7	4	3	0
EACCC	0	0	0	0
East Arkansas Regional Unit	30	13	20	0
East Arkansas Regional Max Unit	96	19	61	0
Ester Unit	12	7	15	0
Grimes Unit	33	12	13	1
Larry B. Norris Unit (MAX)	22	14	13	0
Tucker Work Release	0	0	0	0
McPherson Unit	8	5	8	0
McPherson Mental Health Residential Program Unit	0	0	0	0
Mississippi County Work Release Center	0	1	0	0
NEACCC	1	0	0	1
Northwest Arkansas Work Release Center	0	0	0	0
North Central Unit	23	9	11	0
OMEGA	16	43	0	0
Ouachita River Correctional Unit	8	6	11	0
ORCU Hospital	0	0	0	0
ORCU New Commitment	1	1	0	0
ORCU Mental Health Residential Program Unit	1	0	4	0
Pine Bluff Unit	2	3	6	0
Pine Bluff Re-Entry	0	0	0	0
Randall L. Williams Correctional Facility	1	1	0	0
SWACCC	0	0	0	0
Texarkana Regional Correctional Center	0	0	0	0
Tucker Unit	12	3	8	0
Varner Super Max	37	19	24	1
Varner Unit	10	4	4	0
WRCCC	0	0	0	0
Wrightsville Unit	6	2	2	0
Hawkins Center	0	0	0	0
Hawkins for Males	0	0	0	0
Hawkins SPU	0	0	0	0
Total	343	184	215	3

ADMISSIONS AND RELEASES - June 2025

<u>Admissions</u>	<u>Male</u>	<u>Female</u>	<u>Total</u>
Asian	3	0	3
Black	142	18	160
Caucasian	166	53	219
Hispanic	14	1	15
Native American Indian	0	0	0
Native Hawaiian or Pacific Island	1	0	1
Other	0	0	0
Unknown	1	0	1
Total	327	72	399

<u>Releases</u>	<u>Male</u>	<u>Female</u>	<u>Total</u>
Asian	0	1	1
Black	104	13	117
Caucasian	182	32	214
Hispanic	18	0	18
Native American Indian	1	1	2
Native Hawaiian or Pacific Island	0	0	0
Other	0	0	0
Unknown	0	0	0
Total	305	47	352

ADC INMATE POPULATION GROWTH 2000-2029 - JUNE 2025

Mo.	2000	2001	2002	2003	2004	2005	2006	2007	2008	2009	2010	2011	2012	2013	2014	2015	2016	2017	2018	2019	2020	2021	2022	2023	2024	2025
Jan.	11,984	11,908	12,402	13,015	13,105	13,595	13,481	13,839	14,518	14,796	15,334	16,312	15,134	14,815	17,481	18,142	17,785	17,824	18,201	17,958	17,989	16,119	17,154	17,682	18,522	18,673
Feb.	12,169	12,022	12,529	13,054	13,166	13,783	13,633	14,012	14,603	14,883	15,374	16,209	14,990	15,008	17,438	18,082	17,625	17,608	17,998	17,846	18,181	16,120	17,077	17,814	18,612	18,805
March	12,006	12,033	12,299	13,108	13,088	13,418	13,534	13,772	14,580	14,843	15,290	16,095	14,964	14,665	17,395	18,233	17,573	17,666	18,089	17,898	17,860	16,085	16,992	18,075	18,820	18,803
April	12,069	12,167	12,465	13,213	13,323	13,469	13,554	13,851	14,769	14,937	15,570	16,172	15,124	14,850	17,604	18,703	17,815	17,798	18,227	17,977	17,331	16,250	17,059	18,206	18,889	18,756
May	12,109	12,384	12,558	13,463	13,556	13,528	13,711	14,146	14,880	15,146	15,694	16,062	15,132	15,074	17,593	18,693	17,769	17,652	17,945	17,817	16,694	16,476	17,229	18,267	18,863	18,746
June	12,005	12,108	12,439	13,418	13,389	13,251	13,430	13,915	14,700	15,025	15,564	15,554	14,832	14,825	17,340	18,813	17,973	17,963	17,972	17,942	16,552	16,560	17,129	18,213	18,957	18,748
July	12,030	12,190	12,622	13,509	13,528	13,286	13,560	14,082	14,868	15,195	15,807	15,519	14,879	15,379	17,522	18,870	18,130	18,180	18,005	18,002	16,511	16,638	17,109	18,397	18,955	
August	12,087	12,371	12,815	13,565	13,632	13,419	13,646	14,224	15,100	15,385	15,829	15,240	14,675	16,103	17,549	18,806	17,919	18,051	17,751	18,090	16,367	16,655	17,274	18,375	19,038	
September	11,983	12,289	12,774	13,341	13,516	13,237	13,652	14,217	14,850	15,285	16,025	15,172	14,724	16,412	17,605	18,549	18,026	18,179	17,865	17,856	16,215	16,698	17,432	18,380	19,043	
October	12,119	12,348	12,942	13,341	13,584	13,363	13,775	14,349	14,836	15,381	16,311	15,271	14,856	16,993	17,880	18,430	18,127	18,348	17,943	17,947	16,311	16,821	17,480	18,557	19,100	
November	12,094	12,408	13,162	13,408	13,706	13,587	13,913	14,437	15,025	15,340	16,460	15,205	14,625	17,168	17,848	17,981	17,573	17,973	17,666	18,060	16,165	16,982	17,521	18,500	18,987	
December	11,856	12,333	12,845	13,106	13,470	13,338	13,728	14,315	14,716	15,199	16,204	15,062	14,654	17,235	17,874	17,707	17,537	18,078	17,799	17,759	16,094	17,023	17,648	18,503	18,844	
Net Ann. Inc.	29	477	512	261	364	-132	390	587	401	483	1,005	-1,142	-408	2,581	639	-167	-170	541	-279	-40	-1,665	929	625	855	341	-96
Avg. Mo. Inc.	2	40	43	22	30	-11	33	49	33	40	84	-95	-34	215	53	-14	-14	45	-23	-3	-139	77	52	71	28	-16

Population is total jurisdictional count at end of each month. Population at end of month December 1999 was 11,827.

Average monthly population increased for past fifteen years 2010 - 2024 is 20

Average monthly population increased for past ten years Jan. 2011 - Dec 2024 is 8

Average monthly population decreased for past five years 2020 - 2024 is 18

Projected at Growth of 20 per Month

Mo.	2008	2009	2010	2011	2012	2013	2014	2015	2016	2017	2018	2019	2020	2021	2022	2023	2024	2025	2026	2027	2028	2029
	Actual	Actual	Actual	Actual	Actual	Actual	Actual	Actual	Actual	Actual	Actual	Actual	Actual	Actual	Actual	Actual	Actual	Actual/Proj.	Proj.	Proj.	Proj.	Proj.
January	14,518	14,796	15,334	16,312	15,134	14,815	17,481	18,142	17,785	17,824	18,201	17,958	17,989	16,119	17,154	17,682	18,522	18,673	18,888	19,128	19,368	19,608
February	14,603	14,883	15,374	16,209	14,990	15,008	17,438	18,082	17,625	17,608	17,998	17,846	18,181	16,120	17,077	17,814	18,612	18,805	18,908	19,148	19,388	19,628
March	14,580	14,843	15,290	16,095	14,964	14,665	17,395	18,233	17,573	17,666	18,089	17,898	17,860	16,085	16,992	18,075	18,820	18,803	18,928	19,168	19,408	19,648
April	14,769	14,937	15,570	16,172	15,124	14,850	17,604	18,703	17,815	17,798	18,227	17,977	17,331	16,250	17,059	18,206	18,889	18,756	18,948	19,188	19,428	19,668
May	14,880	15,146	15,694	16,062	15,132	15,074	17,593	18,693	17,769	17,652	17,945	17,817	16,694	16,476	17,229	18,267	18,863	18,746	18,968	19,208	19,448	19,688
June	14,700	15,025	15,564	15,554	14,832	14,825	17,340	18,813	17,973	17,963	17,972	17,942	16,552	16,560	17,129	18,213	18,957	18,748	18,988	19,228	19,468	19,708
July	14,868	15,195	15,807	15,519	14,879	15,379	17,522	18,870	18,130	18,180	18,005	18,002	16,511	16,638	17,109	18,397	18,955	18,768	19,008	19,248	19,488	19,728
August	15,100	15,385	15,829	15,240	14,675	16,103	17,549	18,806	17,919	18,051	17,751	18,090	16,367	16,655	17,274	18,375	19,038	18,788	19,028	19,268	19,508	19,748
September	14,850	15,285	16,025	15,172	14,724	16,412	17,605	18,549	18,026	18,179	17,865	17,856	16,215	16,698	17,432	18,380	19,043	18,808	19,048	19,288	19,528	19,768
October	14,836	15,381	16,311	15,271	14,856	16,993	17,880	18,430	18,127	18,348	17,943	17,947	16,311	16,821	17,480	18,557	19,100	18,828	19,068	19,308	19,548	19,788
November	15,025	15,340	16,460	15,205	14,625	17,168	17,848	17,981	17,573	17,973	17,666	18,060	16,165	16,982	17,521	18,500	18,987	18,848	19,088	19,328	19,568	19,808
December	14,716	15,199	16,204	15,062	14,654	17,235	17,874	17,707	17,537	18,078	17,799	17,759	16,094	17,023	17,648	18,503	18,844	18,868	19,108	19,348	19,588	19,828
Net Ann. Inc.	401	483	1,005	-1,142	-408	2,581	639	-167	-170	541	-279	-40	-1,665	929	625	855	341	24	240	240	240	240
Ave. Mo. Inc.	33	40	84	-95	-34	215	53	-14	-14	45	-23	-3	-139	77	52	71	28	2	20	20	20	20

CENTER POPULATIONS - JUNE 2025

Location:	In Count	Out To:					Total	Capacity	% Capacity
		ORCU Hosp	Other Hosp	Furlough	Court				
Central AR CCC - Males/Males	160	0	0	0	2	162	150		
Central AR CCC - Males Total	160	0	0	0	2	162	150	108.0%	
East Central AR CCC/Females	397	0	1	0	0	398	362		
East Central AR CCC-Females Drug Treatment/Females	13	0	0	0	0	13	0		
East Central AR CCC Supervision Sanction-Female/90 Day PV in CCC Females	16	0	0	0	0	16	0		
East Central AR CCC Supervision Sanction-Female/Females	49	0	0	0	0	49	88		
East Central AR CCC Total	475	0	1	0	0	476	450	105.8%	
NE AR CCC - Drug Treatment/Males	20	0	0	0	0	20	25		
NE AR CCC/Males	234	0	0	0	0	234	215		
NE AR CCC Total	254	0	0	0	0	254	240	105.8%	
Omega Supervision Sanction Center/ Sanction Males*	94	0	0	0	0	94	0		
Omega Supervision Sanction Center/90 Day PV in CCC Males	189	0	0	0	0	189	0		
Omega Supervision Sanction Center/Males	94	0	0	0	7	101	300		
Omega Supervision Sanction Center Total	377	0	0	0	7	384	300	128.0%	
Phillips County Detention Center/90 Day PV in CCC Males	63	0	0	0	0	63	0		
Phillips County Detention Center/Males	0	0	0	0	1	1	80		
Phillips County Detention Center Total	63	0	0	0	1	64	80	80.0%	
SW AR CCC/Males	490	0	0	0	3	493	440		
SW AR Supervision Sanction Center/Males	82	0	0	0	0	82	100		
SW AR CCC Total	572	0	0	0	3	575	540	106.5%	
White River Correctional Center/90 Day PV in CCC Males	159	0	0	0	0	159	0		
White River Correctional Center/Males	0	0	0	0	5	5	173		
White River Correctional Center Total	159	0	0	0	5	164	173	94.8%	
In Transit Count:	0								
TOTALS - UNIT COUNT	2,060	0	1	0	18	2,079			
					Male	1,603	1,483	108.1%	
					Female	476	450	105.8%	
					Total	2,079	1,933	107.6%	
County Jail Backup SSP/Females Total	17	0	0	0	0	17			
County Jail Backup SSP/Males Total	50	0	0	0	0	50			
County Jail Backup/Females Total	61	0	0	0	0	61			
County Jail Backup/Males Total	99	0	0	0	0	99			
State Prison Unit/Males Total	2	0	0	0	0	2			
TOTAL - NONAGENCY	229	0	0	0	0	229			
					Male	151			
					Female	78			
					Total	229			
Re-Entry Act 146 Total	189	0	0	0	0	189	208	90.9%	
GRAND TOTAL	2,478	0	1	0	18	2,497			

FACILITY POPULATIONS - JUNE 2025

Location:	In Count	Out To:				Total	Capacity	% Capacity
		ORCU Hosp	Other Hosp	Furlough	Court			
Benton Work Release/Males	358	0	0	0	0	358	325	
Benton Work Release Total	358	0	0	0	0	358	325	110.2%
Cummins Unit/Males	1,682	0	1	0	9	1,692	1,550	
Cummins Modular Unit/Males	310	0	0	0	0	310	300	
Cummins Unit Total	1,992	0	1	0	9	2,002	1,850	108.2%
Delta Regional Unit Total	622	0	0	0	1	623	472	132.0%
East AR Region. Unit/Males	1,107	1	0	0	1	1,109	1,000	
East AR Regional Max Unit/Males	514	0	1	0	1	516	432	
East AR Region. Unit Total	1,621	1	1	0	2	1,625	1,432	113.5%
Grimes Unit Total	1,104	0	1	0	4	1,109	1,012	109.6%
McPherson Unit/Females	1,201	0	0	0	7	1,208	1,168	
McPherson MH Residential Prog Unit/Females	39	0	0	0	0	39	40	
McPherson Unit Total	1,240	0	0	0	7	1,247	1,208	103.2%
Mississippi County W/R/Males	185	0	0	0	0	185	102	
Miss. Co. Regional Maintenance/Males	0	0	0	0	0	0	43	
Mississippi County W/R Total	185	0	0	0	0	185	145	127.6%
Tucker Work Release/Males	115	0	0	0	0	115	124	
Norris Unit/Males	581	0	0	0	0	581	532	
Norris Unit Total	696	0	0	0	0	696	656	106.1%
North Central Unit Total	927	1	2	0	5	935	700	133.6%
NW ARK Work Release Total	108	0	0	0	0	108	100	108.0%
Ouachita River Correctional Unit/Males	1,447	10	3	0	10	1,470	1,415	
Ouachita River Correction Unit New Commitment/Males	338	1	3	0	4	346	246	
ORCU MH Residential Prog Unit/Males	98	1	0	0	0	99	128	
Ouachita River Correctional Unit Total	1,883	12	6	0	14	1,915	1,789	107.0%
Ester Unit/Males	697	1	0	0	2	700	579	
Randall L. Williams Cor. Facility/Males	530	0	0	0	2	532	518	
Pine Bluff Unit/Males	558	0	1	0	1	560	520	
PB Unit Work Release/Females	56	0	0	0	0	56	54	
Pine Bluff Complex Total	1,841	1	1	0	5	1,848	1,671	110.6%
Texarkana Work Release/Males	100	0	0	0	0	100	96	
Texarkana Regional Maintenance/Males	33	0	0	0	0	33	32	
Texarkana Work Release Total	133	0	0	0	0	133	128	103.9%
Tucker Unit/Males	1,010	0	0	0	1	1,011	982	
Tucker Unit Total	1,010	0	0	0	1	1,011	982	103.0%
Varner Unit/Males	1,197	0	1	0	6	1,204	1,100	
Varner Super Max/Death Row Males*	23	0	0	0	0	23	0	
Varner Super Max/Males	473	0	0	0	2	475	498	
Varner Unit Total	1,693	0	1	0	8	1,702	1,598	106.5%
Wrightsville Unit/Males	856	0	1	0	0	857	850	
Wrightsville Hawkins Center/Females	4	0	0	0	0	4	0	
Wrightsville Hawkins Center/Males	252	0	0	0	0	252	200	
Wrightsville Hawkins for Males/Males	200	0	0	0	0	200	200	
Wrightsville Unit Total	1,312	0	1	0	0	1,313	1,250	105.0%
In Transit Count:	0							
TOTALS - UNIT COUNT	16,725	15	14	0	56	16,810		
						Male	15,503	14,056
						Female	1,307	1,262
						Total	16,810	15,318
								109.7%
ALETA / Males Total	13	0	0	0	0	13	20	
AR State Police / Males Total	52	0	0	0	0	52	65	
Ark. Concurrent Sentences / Females Total	0	0	0	0	0	0	0	
Ark. Concurrent Sentences / Males Total	0	0	0	0	0	0	0	
County 309 / Females Total	128	0	0	0	0	128		
County 309 / Males Total	196	0	0	0	0	196		
County 309 Total	324	0	0	0	0	324	350	
County Jail Backup / Females Total	79	0	0	0	0	79		
County Jail Backup / Males Total	1,441	0	0	0	0	1,441		
Interstate Compact / Females Total	1	0	0	0	0	1		
Interstate Compact / Males Total	28	0	0	0	0	28		
TOTAL - NONAGENCY	1,938	0	0	0	0	1,938		
						Male	1,730	
						Female	208	
						Total	1,938	
GRAND TOTAL	18,663	15	14	0	56	18,748		

Total Death Row Male/Female = 23
 ACC Reentry Transfers / Females Total = 45
 ACC Reentry Transfers / Males Total = 144

FISCAL YEAR 2025 COUNTY JAIL BACKUP - JUNE 2025

DAY	Jul-24	Aug-24	Sep-24	Oct-24	Nov-24	Dec-24	Jan-25	Feb-25	Mar-25	Apr-25	May-25	Jun-25
1	2,058	2,112 *	2,139	2,000	2,083 *	2,046	1,872	1,602 *	1,729	1,632	1,574 *	1,543
2	2,085	2,120	2,077	2,016 *	2,083	2,046	1,872	1,602 *	1,729	1,617	1,585	1,562
3	2,085 *	2,120	2,077	2,027 *	2,083	2,022	1,838	1,540	1,698	1,603 *	1,585	1,560
4	2,111 *	2,120	2,077	2,031	2,103	2,038 *	1,838	1,551	1,737	1,618 *	1,585	1,537
5	2,111	2,107	2,105 *	2,031	2,110	1,969 *	1,838	1,580	1,689 *	1,618	1,572	1,545
6	* 2,111	2,090	2,100 *	2,031	2,083	1,936	1,814	1,591	1,695 *	1,618	1,567	1,560
7	* 2,111	2,097 *	2,100	2,026	2,094 *	1,936	1,827	1,618	1,672	1,636	1,555 *	1,560
8	2,131	2,097 *	2,100	2,009	2,097 *	1,936	1,818	1,618 *	1,672	1,637	1,573 *	1,560
9	2,120	2,102	2,086	2,027 *	2,097	1,912	1,780	1,618 *	1,672	1,568	1,587	1,537
10	2,130 *	2,102	2,069	2,050 *	2,097	1,902	1,769	1,616	1,687	1,568 *	1,587	1,542
11	2,125 *	2,102	2,084	2,075	2,099	1,874 *	1,769	1,635	1,701	1,613 *	1,587	1,525
12	2,116	2,092	2,073 *	2,075	2,099	1,862 *	1,769	1,626	1,680 *	1,613	1,583	1,505
13	* 2,116	2,104	2,109 *	2,075	2,116	1,869	1,760	1,623	1,692 *	1,613	1,594	1,514
14	* 2,116	2,113 *	2,109	2,068	2,113 *	1,869	1,791	1,649	1,685	1,632	1,554 *	1,514
15	2,097	2,115 *	2,109	2,061	2,099 *	1,869	1,749	1,649 *	1,685	1,650	1,525 *	1,514
16	2,096	2,106	2,110	2,071 *	2,099	1,855	1,732	1,649 *	1,685	1,650	1,513	1,507
17	2,097 *	2,106	2,096	2,074 *	2,099	1,880	1,698	1,674	1,634	1,650 *	1,513	1,528
18	2,100 *	2,106	2,085	2,067	2,086	1,906 *	1,698	1,673	1,644	1,669 *	1,513	1,544
19	2,074	2,132	2,053 *	2,067	2,084	1,903 *	1,698	1,693	1,636 *	1,669	1,484	1,545
20	* 2,074	2,128	2,054 *	2,067	2,101	1,908	1,674	1,698	1,617 *	1,669	1,487	1,549
21	* 2,074	2,139 *	2,054	2,042	2,117 *	1,908	1,674	1,716	1,613	1,650	1,544 *	1,549
22	2,103	2,141 *	2,054	2,051	2,151 *	1,908	1,637 *	1,716 *	1,613	1,645	1,525 *	1,549
23	2,105	2,154	2,029	2,056 *	2,151	1,902	1,619 *	1,716 *	1,613	1,630	1,561	1,512
24	2,077 *	2,154	2,038	2,042 *	2,151	1,904	1,640	1,715	1,623	1,637 *	1,561	1,555
25	2,083 *	2,154	1,996	2,048	2,146	1,904 *	1,640	1,728	1,648	1,638 *	1,561	1,535
26	2,095	2,127	1,982 *	2,048	2,111	1,904 *	1,640	1,712	1,643 *	1,638	1,548	1,513
27	* 2,095	2,140	1,991 *	2,048	2,108	1,885	1,629	1,724	1,657 *	1,638	1,548	1,522
28	* 2,095	2,137 *	1,991	2,050	2,047 *	1,885	1,650	1,729	1,627	1,639	1,572 *	1,522
29	2,100	2,156 *	1,991	2,056	2,046 *	1,885	1,645		1,627	1,642	1,533 *	1,522
30	2,092	2,139	1,990	2,052 *	2,046	1,885	1,637		1,627	1,614	1,543	1,520
31	2,080 *	2,139		2,063		1,870	1,602		1,622		1,543	
Avg Daily Backup	2,099	2,121	2,064	2,049	2,100	1,915	1,730	1,652	1,663	1,630	1,554	1,535

Note: Totals do not include 309 Contracts with the County Jails (Maximum 350)

County Jail Back-up Average for June 2025 - 1535

County Jail Back-up Fiscal Year Average - 1,843

Short-Term Revocation Program Average for June 2025 - 141

Short-Term Revocation Program Fiscal Year Average - 269

STTG UNIT COUNTS – JUNE 2025

Unit	Beginning Total	Confirmed	Suspected	In	Out	Paroled	Removed	Ending Total	Total Unit Population	Unit % of STTG's
Benton	82	0	0	8	4	2	0	84	356	23.60%
Cummins	678	0	0	42	34	0	0	686	2,002	34.27%
Delta	221	0	0	14	6	1	0	228	622	36.66%
EARU	702	0	0	7	8	5	0	696	1,625	42.83%
Ester	184	0	0	14	19	6	0	173	701	24.68%
Grimes	417	0	0	20	11	10	0	416	1,109	37.51%
Hawkins	96	0	0	2	1	0	0	97	456	21.27%
Norris	318	1	0	7	15	0	1	310	696	44.54%
McPherson	44	0	0	2	0	1	0	45	1,248	3.61%
MCWR	64	0	0	5	6	0	0	63	185	34.05%
NCU	234	0	0	12	8	8	0	270	935	28.88%
NWAWR	22	0	0	3	2	0	0	22	108	20.37%
ORCU	342	0	0	51	49	2	0	342	1,569	21.80%
ORCU Intake	94	140	0	0	107	0	0	127	347	36.60%
Pine Bluff	140	0	0	15	16	3	4	132	613	21.53%
RLW	208	0	0	18	22	0	0	204	532	38.35%
TWR	40	0	0	5	4	2	0	39	133	29.32%
Tucker	271	0	0	17	9	2	0	277	1,010	27.43%
Varner	766	0	0	46	50	2	0	760	1,701	44.68%
Wrightsville	229	0	0	25	13	7	0	234	856	27.34%
Total	5,152	141	0	313	384	51	5	5,205	16,804	30.97%

ORCU Intake brought in 140 new STTG members into ADC last month.

STTG DISCIPLINARY REPORT – JUNE 2025

Unit	STTG Incidents	STTG Suspected Incidents	Total Unit Disciplinary	Disciplinary Involving STTG	Percentage
Benton	0	0	10	2	20.00%
Cummins	0	0	467	232	49.68%
Delta	0	0	176	46	26.14%
EARU	0	0	176	95	53.98%
Easter	0	0	47	25	53.19%
Grimes	0	0	183	102	55.74%
Hawkins	0	0	9	2	22.22%
Norris	0	0	77	42	54.55%
McPherson	0	0	162	16	9.88%
MCWR	0	0	4	0	0.00%
NCU	0	0	94	44	46.81%
NWAWR	0	0	0	0	#DIV/0!
ORCU	0	0	114	46	40.35%
ORCU Intake	0	0	3	1	33.33%
Pine Bluff	0	0	55	20	36.36%
RLW	0	0	138	75	54.35%
TWR	0	0	7	1	14.29%
Tucker	0	0	142	65	45.77%
Varner	0	0	266	145	54.51%
Wrightsville	0	0	191	79	41.36%
Total	0	0	2,321	1,038	44.72%

STTG COUNTS BY STTG SET – JUNE 2025

STTG Set	Benton	Cummins	Delta	EARU	Ester	Grimes	Hawkins	Norris	McPherso	MCWR	NCU	NWAWR	ORCU	Intake	PB	RLW	TWR	Tucker	Varner	Wrightsvil	Total	
Asian	2	1	0	0	0	0	0	0	0	0	0	0	0	0	0	0	0	1	1	0	2	7
Bloods	14	135	42	145	30	87	17	66	8	11	58	1	54	22	27	43	9	39	158	42	1,008	
Crips	12	85	37	85	21	45	8	47	3	9	26	3	40	15	9	24	2	28	106	35	640	
Folk	4	74	15	55	11	27	1	24	4	2	14	4	10	15	7	5	1	19	54	37	383	
GD	14	150	40	178	35	95	26	83	10	16	74	1	90	20	29	44	7	75	191	37	1,215	
Mexican	9	26	12	27	11	10	1	4	4	2	16	0	13	3	3	7	0	10	24	13	195	
Motorcycle	0	6	0	1	2	0	0	1	1	1	1	0	2	0	1	0	0	1	1	2	20	
Other	1	9	10	18	3	11	3	5	4	0	9	0	17	0	6	11	1	8	23	4	143	
People	4	22	11	37	9	27	2	22	0	1	9	0	11	2	6	7	1	10	32	9	222	
Unknown	0	23	4	6	3	4	4	4	0	4	2	2	0	0	3	4	3	3	9	3	81	
W/S	11	74	25	38	26	30	17	17	6	9	23	7	64	34	21	20	9	45	43	21	540	
AB	2	9	1	4	3	8	1	0	1	0	5	1	3	1	3	3	1	3	19	4	72	
AC	0	10	5	18	3	8	0	3	1	1	6	1	4	1	0	2	0	3	14	0	80	
NAE	6	35	16	30	8	26	5	11	3	3	12	1	20	6	6	22	3	10	36	12	271	
WAR	5	27	10	54	8	38	12	23	0	4	15	1	14	8	11	12	1	22	50	13	328	
Total	84	686	228	696	173	416	97	310	45	63	270	22	342	127	132	204	39	277	760	234	5,205	

- Key:
- GD = Gangster Disciples
- W/S = White Supremacist
- NAE = New Aryan Empire
- WAR = White Aryan Resistance
- AC = Aryan Circle
- AB = Aryan Brotherhood

MEDICATION-ASSISTED TREATMENT PROGRAM (MAT) REPORT - JUNE 2025

Locations:	MAT Start Dates	Active Program Participants	New Clients in the Program this Month	Dropped Out	Total Active Participants
CACCC - Little Rock	Sep-19	8	0	0	8
EACCC - West Memphis	Jul-18	30	0	0	30
NEACCC - Osceola	Dec-21	0	0	0	0
SWACCC - Texarkana	Jul-18	4	0	0	4
Probation / Parole	2018				
Medically Withdrawn	Closed Unsuccessful	Completed	Total Active		
92	214	204	90		
Total # of Participants Since Program Began					1010

Clinical Activities

Action	Jul-23	Aug-23	Sep-23	Oct-23	Nov-23	Dec-23
Assessments Completed in units	42	20	11	9	4	13
# of Clients Educated in units	352	515	403	426	427	400
# of Clients Released to Supervision	12	7	3	2	4	6
Pre-Release Interviews Completed	14	15	15	4	4	8

Clinical Activities

Action	Jan-24	Feb-24	Mar-24	Apr-24	May-24	Jun-24
# of Assessments Completed in units	13	3	12	11	11	9
# of Clients Educated in units	411	261	514	420	353	282
# of Clients Released to Supervision	4	7	10	7	11	10
Pre-Release Interviews Completed	11	6	14	14	7	14

Action	Jul-24	Aug-24	Sep-24	Oct-24	Nov-24	Dec-24
# of Assessments Completed in units	8	0	0	20	9	2
# of Clients Educated in units	221	279	220	234	170	110
# of Clients Released to Supervision	12	6	10	7	13	11
Pre-Release Interviews Completed	7	7	4	11	11	11

Action	Jan-25	Feb-25	Mar-25	Apr-25	May-25	Jun-25
# of Assessments Completed in units	9	14	7	34	5	11
# of Clients Educated in units	119	250	237	92	104	69
# of Clients Released to Supervision	10	5	6	6	9	5
Pre-Release Interviews Completed	9	9	9	11	10	10

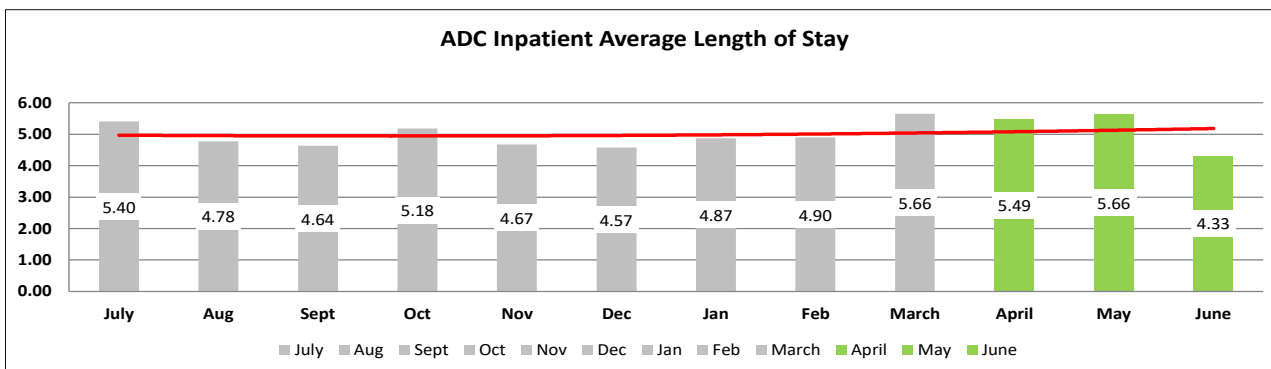
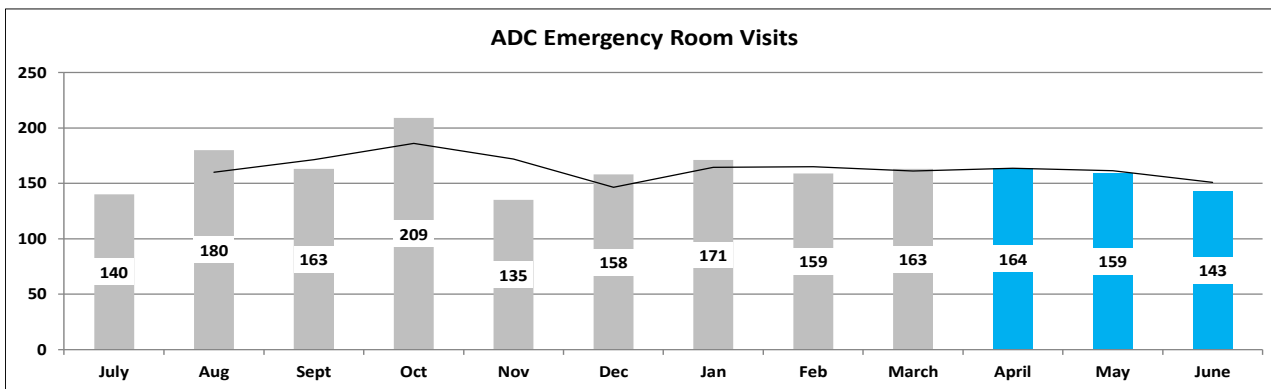
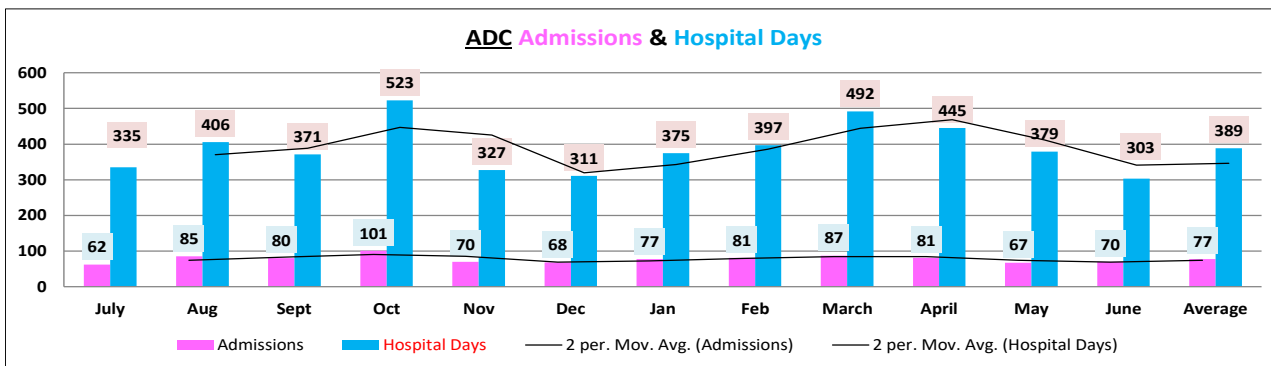
Action	Jul-25	Aug-25	Sep-25	Oct-25	Nov-25	Dec-25
# of Assessments Completed in units						
# of Clients Educated in units						
# of Clients Released to Supervision						
Pre-Release Interviews Completed						

ADC INPATIENT AND EMERGENCY ROOM UTILIZATION

ARKANSAS DEPARTMENT OF CORRECTION INPATIENT AND EMERGENCY ROOM UTILIZATION

ADC Inpatient Statistics Past 12 Months													
	2024	2024	2024	2024	2024	2024	2025	2025	2025	2025	2025	2025	
	July	Aug	Sept	Oct	Nov	Dec	Jan	Feb	March	April	May	June	Average
Admissions	62	85	80	101	70	68	77	81	87	81	67	70	77
Hospital Days	335	406	371	523	327	311	375	397	492	445	379	303	389
Average Length of Stay	5.40	4.78	4.64	5.18	4.67	4.57	4.87	4.90	5.66	5.49	5.66	4.33	5.02

ADC ER Visits Past 12 Months													
	2024	2024	2024	2024	2024	2024	2025	2025	2025	2025	2025	2025	
	July	Aug	Sept	Oct	Nov	Dec	Jan	Feb	March	April	May	June	Average
Emergency Room Visits	140	180	163	209	135	158	171	159	163	164	159	143	162.0

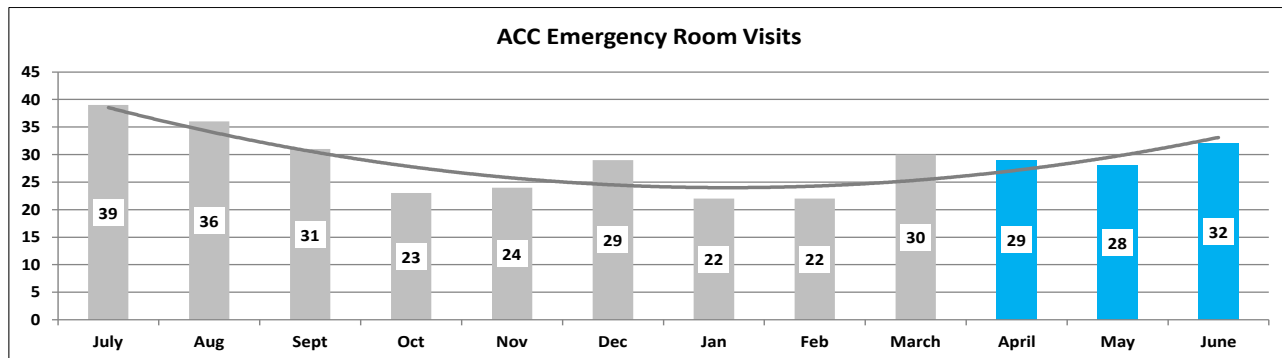
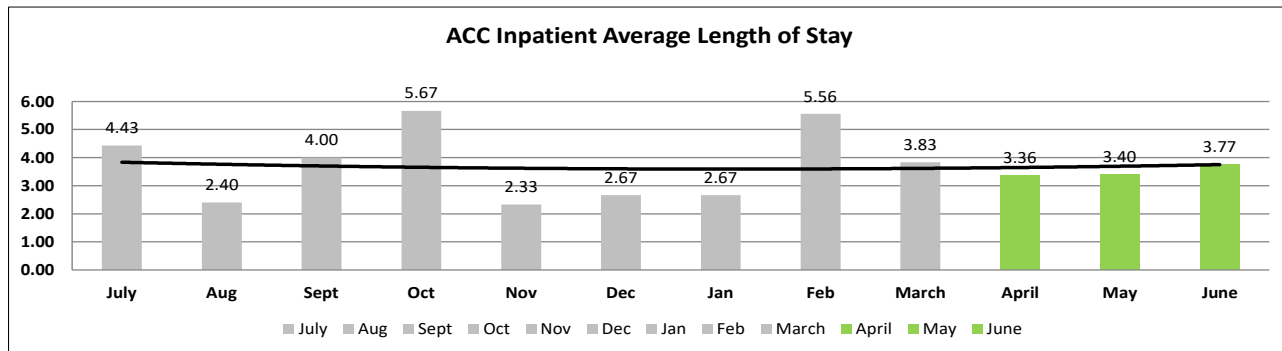
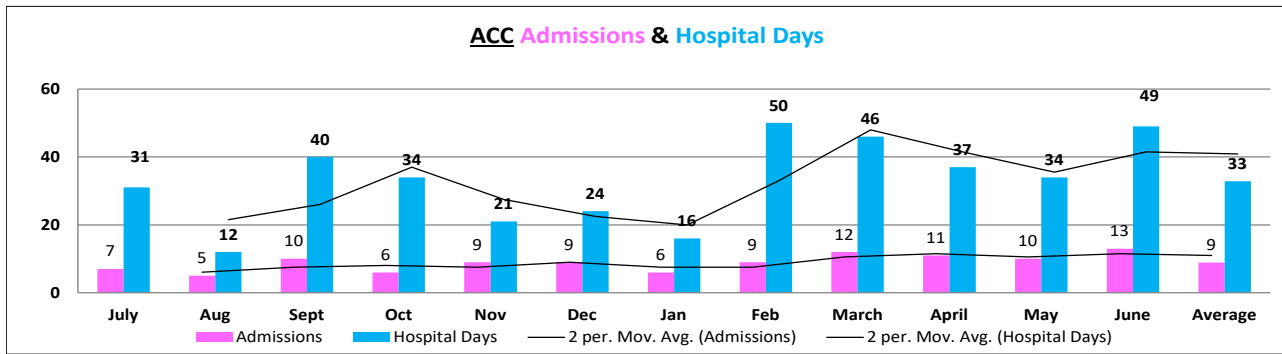


COMMUNITY CORRECTIONS INPATIENT AND EMERGENCY ROOM UTILIZATION

ARKANSAS COMMUNITY CORRECTION
INPATIENT AND EMERGENCY ROOM UTILIZATION

ACC Inpatient Statistics Past 12 Months														
	2024	2024	2024	2024	2024	2024	2025	2025	2025	2025	2025	2025	2025	Average
	July	Aug	Sept	Oct	Nov	Dec	Jan	Feb	March	April	May	June		
Admissions	7	5	10	6	9	9	6	9	12	11	10	13	9	
Hospital Days	31	12	40	34	21	24	16	50	46	37	34	49	33	
Average Length of Stay	4.43	2.40	4.00	5.67	2.33	2.67	2.67	5.56	3.83	3.36	3.40	3.77	3.68	

ACC ER Visits Past 12 Months														
	2024	2024	2024	2024	2024	2024	2025	2025	2025	2025	2025	2025	2025	Average
	July	Aug	Sept	Oct	Nov	Dec	Jan	Feb	March	April	May	June		
Emergency Room Visits	39	36	31	23	24	29	22	22	30	29	28	32	28.8	



MEDICAL GRIEVANCE BOARD REPORT - JUNE 2025

Unit	Acknowledged/Received	Rejected	Reviewed & Signed by Dep Director	With Merit	With Merit, but Resolved	% With Merit	Without Merit
Benton	0	0	0	0	0	0%	0
Central AR CCC	0	0	0	0	0	0%	0
CMU	0	0	0	0	0	0%	0
Cummins	7	6	5	0	0	0%	5
Delta	0	2	0	0	0	0%	0
EARU	6	2	6	0	1	17%	5
EARU Max	16	3	16	1	0	6%	15
ECCCC	0	0	0	0	0	0%	0
Ester	1	0	1	0	0	0%	1
Grimes	6	9	3	0	0	0%	3
Hawkins	0	0	0	0	0	0%	0
McPherson	6	6	5	0	0	0%	5
MCWRC	0	0	0	0	0	0%	0
MSU	7	0	1	0	0	0%	1
NECCC	0	0	0	0	0	0%	0
North Central	0	0	0	0	0	0%	0
NWAWRC	0	0	0	0	0	0%	0
Omega Supervision	0	0	1	0	0	0%	1
Ouachita	7	1	7	0	1	14%	6
Phillips County	0	0	0	0	0	0%	0
Pine Bluff	0	0	0	0	0	0%	0
Randall L. Williams	4	1	4	0	0	0%	4
SNU	3	0	0	0	0	0%	0
SNN	0	0	0	0	0	0%	0
SWA	0	2	0	0	0	0%	0
TRCC	0	0	0	0	0	0%	0
Tucker	6	1	4	0	0	0%	4
Varner	4	2	5	0	0	0%	5
Varner Super Max	3	4	7	0	0	0%	7
White River	0	0	0	0	0	0%	0
WRU	3	2	3	1	1	67%	1
WHM	3	0	3	0	0	0%	3
WWR	0	0		0	0	0%	0
Total	82	41	71	2	3	7%	66

CHAPLAINCY

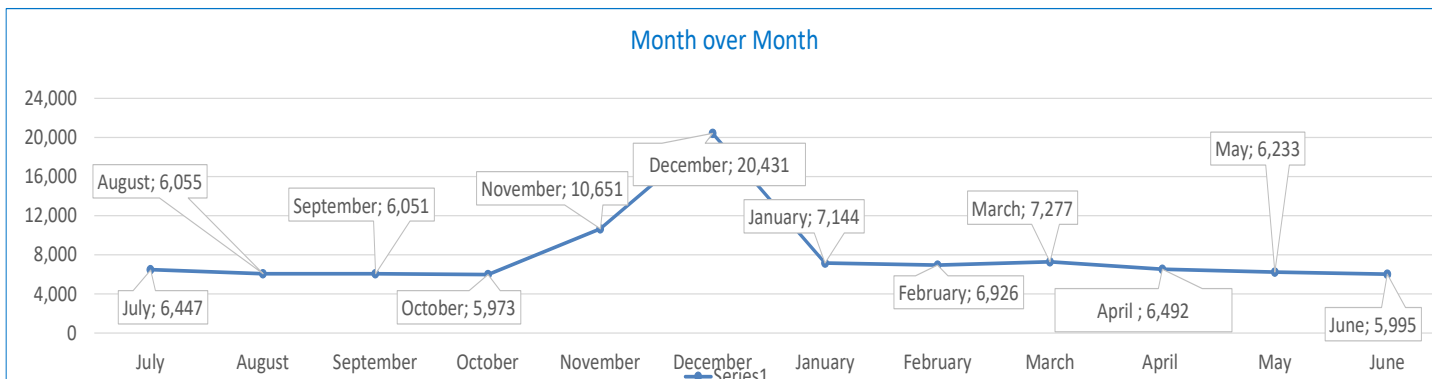
Month: June Year: 2025	CUMMINS	DELTA REGIONAL	EAST ARKANSAS	EAST AR MAX	ESTER	GRIMES	HAWKINS	LB NORRIS	MCPHERSON	NORTH CENTRAL	OJACHITA RIVER	PINE BLUFF	RANDALL L. WILLIAMS	TUCKER	VARNER	VARNER MAX	WRIGHTSVILLE	TOTAL
Services Chaplains Oversaw																		
Christian																		
Population	6	5	27	0	2	10	2	5	10	1	2	9	5	4	13	0	2	103
Segregation	0	0	0	0	0	0	0	4	0	0	0	0	0	0	0	0	0	4
Muslim																		
Population	5	4	4	0	5	4	4	2	4	4	4	4	5	4	4	0	3	60
Segregation	0	0	0	0	0	0	0	0	0	0	0	0	0	0	0	0	0	0
167																		
Volunteers in Charge																		
Protestant	12	5	0	0	16	7	5	16	8	19	12	4	17	16	0	0	11	148
Catholic	1	0	0	0	1	1	3	4	2	4	3	0	1	0	3	0	4	27
Muslim	3	4	0	0	1	4	3	2	0	2	0	4	0	0	0	0	1	24
Other	0	0	0	22	0	0	0	4	0	0	7	0	0	0	0	0	0	33
Baptism	0	0	0	0	0	0	0	0	0	1	2	0	4	6	0	0	6	19
Marriages																		
	0	0	0	0	0	0	0	0	0	1	0	0	0	0	0	0	0	1
Distributed by Chaplains																		
Greeting Cards	2	59	0	0	25	28	0	22	0	59	86	10	11	226	58	261	0	847
Bibles, Quran, Torah, Etc.	10	4	10	37	32	55	7	11	43	78	332	28	11	8	38	79	6	789
Study Course	60	24	0	0	214	0	0	1	11	0	71	4	2	112	4	15	0	518
Writing Supplies	70	0	0	0	71	75	50	65	138	0	215	3	0	15	0	0	0	702
Literature	2,000	119	799	161	648	85	220	22	242	547	218	223	78	365	651	731	250	7,359
Chaplain's Visits																		
Barracks	16	10	16	5	37	237	10	57	92	50	274	33	110	109	173	11	17	1,257
Approximate Hours Spent in Barracks	2	2	4	1	7	83	1	22	30	18	120	6	24	27	34	4	11	396
Inmate Office visits	30	179	11	0	15	98	1	18	152	15	3	15	15	238	34	4	18	846
Other Office visits	16	30	13	3	6	14	7	11	7	0	30	42	61	30	42	0	30	342
Hospital	0	0	0	0	0	0	1	5	0	3	26	0	0	0	0	0	0	35
Infirmary/Sick Call	2	0	0	0	4	8	4	0	4	4	32	4	9	2	7	4	4	88
Restrictive/Punitive Housing	8	10	0	0	3	4	4	6	4	4	27	4	9	6	5	6	4	104
PC - DRU		2																2
Visitation Days	0	0	0	0	0	0	0	0	0	0	0	0	0	0	0	0	0	0
Volunteer Visits																		
RCV	0	0	0	0	2	4	4	4	5	14	0	1	3	2	0	0	0	39
OCV	25	14	15	0	20	6	22	3	35	19	44	0	0	59	0	0	12	274
Spiritual Advisor	0	0	0	0	0	0	0	0	0	0	0	0	0	0	0	0	0	0
CRA	33	4	19	2	29	20	40	37	77	75	87	5	22	90	36	11	29	616
Religious Volunteer Hours																		
Volunteer Hours	81	67	611	14	102	117	66	94	167	432	543	14	53	321	86	19	104	2,891
Denominational/Volunteer Chaplain Hours	13	2	0	0	57	0	19	0	0	22	33	33	0	49	34	2	72	336
3,227																		
Other Activities of Chaplain																		
Counseled Employees	8	146	4	4	8	4	2	8	0	0	14	46	5	12	129	0	2	392
Orientation Sessions	1	0	0	0	1	0	0	1	0	3	0	0	0	0	0	0	0	6
Free World Devotions	0	0	11	0	6	0	0	0	0	0	10	0	0	3	18	0	0	48
Spoke in Churches	0	0	11	0	4	0	0	1	0	0	12	5	2	4	18	0	0	57
Crisis Intervention Sessions	1	0	2	0	0	3	1	3	6	0	10	7	0	10	12	3	6	64
Marriage Counseling	0	0	2	0	0	0	0	0	0	0	0	0	1	0	0	0	0	3
Denominational Meeting	1	1	1	0	2	0	0	0	0	1	0	0	6	0	0	0	0	12
Chaplain's Meeting	2	1	2	1	1	1	1	0	2	1	1	1	1	1	1	0	1	18
Volunteer Training Session	0	5	0	0	1	1	0	0	1	1	0	0	1	1	0	0	0	11
Chaplain Transfers																		
	0	0	0	0	0	0	0	0	0	0	0	0	0	0	0	0	0	0
Chaplain Promotions																		
	0	0	1	0	0	0	0	0	0	0	0	0	0	0	0	0	0	1
PAL PROGRAM																		
Enrolled at start of month	60	24	53	0	57	50	0	22	51	67	41	0	0	61	46	0	25	557
Enrolled during the month	10	0	5	0	15	6	0	3	13	13	1	0	0	5	9	0	5	85
Removed From PAL Program																		
# Paroled	1	1	0	0	0	0	0	0	0	3	0	0	0	0	1	0	1	7
# Completed	1	0	3	0	13	1	0	0	3	2	0	0	0	3	4	0	3	33
# Withdrew	2	0	0	0	1	3	0	0	1	2	0	0	0	2	4	0	0	15
# Removed	6	0	1	0	1	2	0	1	4	2	0	0	0	0	0	0	0	17
# Transferred	0	0	1	0	2	1	0	1	0	1	0	0	0	0	1	0	1	8
Total Removed from PAL Program	10	1	5	0	17	7	0	2	8	10	0	0	0	5	10	0	5	80
Total Enrolled at the End of the Month	60	23	53	0	55	49	0	23	56	70	42	0	0	61	45	0	25	562
Volunteers In PAL																		
	12	0	10	0	0	11	0	15	38	16	7	0	0	7	1	0	0	117
Special Events:																		
	1	1	2	1	1	2	6	2	3	2	1	1	2	3	1	1	2	32

SECURUS VIDEO VISITATION REPORT JUNE 2025

AR-DOC SVV Activity Tracker

Total ADP **18,373**

Total Visits by Month	July	August	September	October	November	December	January	February	March	April	May	June
Total (Includes SuperMax)	6,447	6,055	6,051	5,973	10,651	20,431	7,144	6,926	7,277	6,492	6,233	5,995
Target Objective	15,587	15,587	15,587	15,587	15,587	15,587	15,587	15,587	15,587	15,587	15,587	15,587



Completed Visits

Site	Current Month	Previous Month
<i>Benton</i>	120	124
<i>Cummins</i>	383	469
<i>Delta Regional</i>	354	338
<i>East Arkansas Regional</i>	471	531
<i>Ester</i>	364	405
<i>Grimes</i>	561	564
<i>J Aaron Hawkins Sr.</i>	168	156
<i>Tucker Max</i>	219	239
<i>Mcpherson</i>	433	466
<i>Mississippi County WRC</i>	51	49
<i>North Central</i>	486	494
<i>NW Arkansas WRC</i>	47	39
<i>Ouachita River</i>	542	489
<i>Pine Bluff Re-Entry</i>	53	62
<i>Pine Bluff Complex</i>	105	85
<i>Randall L Williams</i>	141	141
<i>State Police Barracks</i>	34	36
<i>Texarkana Regional</i>	69	69
<i>Tucker Unit</i>	437	478
<i>Varner</i>	702	757
<i>Wrightsville Unit</i>	255	242
<i>Tucker Re-entry</i>	0	0
Total:	5995	6233

25-Jun 25-May

Missed by Inmate

Site	Current Month	Previous Month
<i>Benton</i>	3	2
<i>Cummins</i>	25	20
<i>Delta Regional</i>	8	5
<i>East Arkansas Regional</i>	23	25
<i>Ester</i>	12	20
<i>Grimes</i>	16	5
<i>J Aaron Hawkins Sr.</i>	4	4
<i>Tucker Max</i>	5	11
<i>Mcpherson</i>	10	15
<i>Mississippi County WRC</i>	6	0
<i>North Central</i>	23	13
<i>NW Arkansas WRC</i>	1	1
<i>Ouachita River</i>	15	19
<i>Pine Bluff Re-Entry</i>	2	2
<i>Pine Bluff Complex</i>	7	2
<i>Randall L Williams</i>	1	10
<i>State Police Barracks</i>	3	0
<i>Texarkana Regional</i>	3	4
<i>Tucker Unit</i>	15	9
<i>Varner</i>	49	24
<i>Wrightsville Unit</i>	3	2
<i>Tucker Re-entry</i>	0	0
Total:	234	193

25-Jun 25-May

SECURUS TABLET REPORT JUNE 2025

Contract ID	Site ID	Agency Name	Personal Tablets (All)	0	5	Community / Inventory	Officer	Total
I-003320	9322	AR DOC - BENTON UNIT	360	82	278	74	8	442
I-003320	9323	AR DOC - CUMMINS UNIT	1,948	1,551	397	611	17	2,576
I-003320	9324	AR DOC - DELTA REGIONAL UNIT	620	405	215	150	20	790
I-003320	9325	AR DOC - EAST ARKANSAS REGIONAL UNIT	1,590	1,273	317	667	10	2,267
I-003320	7981	AR DOC - ESTER UNIT	706	513	193	333	20	1,059
I-003320	9326	AR DOC - GRIMES UNIT	1,095	799	296	656	14	1,765
I-003320	9340	AR DOC - J AARON HAWKINS SR CENTER FOR W	457	338	119	254	19	730
I-003320	9328	AR DOC - MCPHERSON UNIT	1,218	828	390	847	40	2,105
I-003320	9329	AR DOC - MISSISSIPPI COUNTY WORK RELEASE	183	35	148	131	9	323
I-003320	9330	AR DOC - NORTH CENTRAL UNIT	929	685	244	120	10	1,059
I-003320	9331	AR DOC - NW ARKANSAS WORK RELEASE CENTER	108	22	86	23	8	139
I-003320	9332	AR DOC - OUACHITA RIVER UNIT	1,728	1,160	568	1,677	52	3,457
I-003320	7715	AR DOC - PINE BLUFF RE-ENTRY CENTER	56	8	48	24	0	80
I-003320	9333	AR DOC - PINE BLUFF UNIT	564	413	151	90	9	663
I-003320	9334	AR DOC - RANDALL L WILLIAMS FACILITY	517	366	151	195	15	727
I-003320	9097	AR DOC - STATE POLICE BARRACKS	53	37	16	9	3	65
I-003320	9335	AR DOC - TEXARKANA REGION CORRECTION CEN	133	38	95	88	15	236
I-003320	9327	AR DOC - TUCKER MAXIMUM SECURITY UNIT	533	418	115	200	14	747
I-003320	7806	AR DOC - TUCKER RE-ENTRY CENTER	115	35	80	54	2	171
I-003320	9336	AR DOC - TUCKER UNIT	1,007	719	288	240	15	1,262
I-003320	9337	AR DOC - VARNER UNIT	1,673	1,268	405	474	21	2,168
I-003320	7133	AR DOC - WRIGHTSVILLE SATELLITE UNIT	0	0	0	0	2	2
I-003320	9338	AR DOC - WRIGHTSVILLE UNIT	854	599	255	520	18	1,392
			16,447	11,592	4,855	7,437	341	24,225