



DIVISION OF CORRECTION BOARD REPORT

July 2024

Dexter Payne
Director



POPULATION REPORT

RESEARCH/PLANNING

June 2024 Admissions and Releases – Admissions for June 2024 totaled **446** (384-males and 62-females) while releases totaled 346 (299-males and 47 females) for a net decrease in-house of 100 inmates.

Inmate Population Growth/Projection – At the end of June 2024, the jurisdictional population for the Division of Correction totaled **18,957**, representing an increase of **454** inmates since the first of January 2024. At reporting time, calendar year 2024 has seen an average growth rate of **76** inmates per month, which is up from an average monthly increase of **71** inmates per month during calendar year 2023.

Average County Jail Backup – The backup in the county jails averaged 2,054 inmates per day during the month of June 2024, which was down from the per-day average of **2,094** inmates during the month of May 2024. Of the **2,054** average, short-term revocations accounted for **352** (304 males and 47 females) during the month.

House Bill 1530/Restrictive Housing (RH) ~ April thru June 2024- There was a 4.1% in overall RH assignments the 2nd Quarter of 2024 compared to the 1st Quarter of 2024. There was a 5.4% increase in the number of major disciplinarys this Quarter of those assigned to RH. There was a slight increase in the number of inmates assigned to RH who are fifty-five & older and twenty-one or younger. The number of inmates assigned to RH with SMI diagnosis decreased from the previous Quarter. There were four suicides & thirty-two attempted suicides this Quarter of those assigned to RH. There was no change in the number of inmates assigned to RH for Protective Custody . There were zero death this Quarter of those who were housed in RH

INSTITUTIONS

INMATE INSTITUTIONAL GRIEVANCES

Inmate Formal/Informal Grievances: During June, a total of 1,216 formal grievances and 1,773 informal grievances were filed at various units.

Institutional Grievances Appeals: There was a total of 435 appeals of institutional grievances received in June. Of those, 286 were acknowledged and 149 were rejected for various reasons. Of the total, 280 appeals answered, 277 had no merit and 3 had merit.

FARM DIVISION

June was a busy month across all farms. Wheat crop was harvested at approximately 5 bushels better than last year's state average. Soybeans were successfully planted behind Wheat crops being harvested. Tucker did have some flooding issues on the newly planted Soybean crop that caused some damage and has been filed on our crop insurance policy, but overall crops are looking good across all farms.

Lots of fresh vegetables were harvested, such as Sweet Corn, Cucumbers, Squash, etc., and have been supplied to various unit kitchens.

Hay season has started from Wrightsville and Cummins units. We have a goal of 7,500 rolls produced this season.

Dairy and Poultry are struggling with the heat but we are working to keep production as steady as possible.

REGIONAL MAINTENANCE HOURS

Regional Maintenance Hours	June 2024
Benton Unit	4,851
Delta Regional Unit	5,000
East Arkansas Regional Unit	1,808
Grimes Unit	3,924
McPherson Unit	2,421
Mississippi County Work Release	2,944
North Central Unit	9,424
Ouachita River Correctional Unit	6,112
Randall L. Williams Unit	4,456
Texarkana Regional Corr. Ctr.	3,000
Tucker Unit	3,720
Varner Unit	4,640
Wrightsville Unit	4,360
TOTAL HOURS	56,660

WORK RELEASE RENT REPORT

Unit	June 2024
Benton Unit	\$142,648.00
Mississippi County Work Release	\$99,386.00
Northwest Arkansas Work Release	\$48,488.00
Pine Bluff Work Release	\$44,506.00
Texarkana Regional Correctional Center	\$70,576.00
Wrightsville Hawkins Unit	\$35,112.00
TOTAL	\$440,716.00

REENTRY

PROGRAMS - June 2024

Program Name	Beginning Count	Admitted	Removed	Graduated	End Count	Volunteer Hours
Juvenile Program* (RLW)	7	2	1	0*	8	0
Release (Ester)	12	14	9	0	17	2
Veterans Program (Ester)	15	14	10	0	19	0
AFC - Pathway Home 4	2	16	0	0	18	0
TOTAL	36	46	20	0	62	2

*Juveniles are transferred from the program once they reach the age of 18.

WORKFORCE ALLIANCE FOR GROWTH IN THE ECONOMY (WAGE)

June 2024 Capacity: 120 Unit:	Participants	Status
Delta	2	Active
Ester	0	Not Active
Hawkins	0	Summer Closure
McPherson	16	Active
North Central	0	Not Active
Ouachita River	11	Active
Tucker	0	Summer Closure
Wrightsville	0	Summer Closure
TOTAL	29	

WRIGHTSVILLE-HAWKINS PATHWAY TO FREEDOM PROGRAM

June 2024 Capacity: 200	Beginning Count	Enrolled During the Month	Removed	End Count*
Wrightsville-Hawkins PTF	199	6	5	200

ADVANCED PRINCIPLES AND APPLICATIONS FOR LIFE PROGRAM (APAL)

June 2024 Capacity: 86	Beginning Count	Admissions During Mo.	Removed*	End Count
Ester	56	0	0	56
Hawkins	12	0	2	10
TOTAL	68	0	2	66

Advanced PAL is an 18-month reentry program that combines a pre-release curriculum with the PAL program.

*The "Removed" column indicates the number of participants who paroled, completed the program, withdrew from the program, transferred, or were removed from the program for another reason.

THINK LEGACY

June 2024 Capacity: 324	Beginning Count	Admitted	Graduated	Removed*	End Count
Unit					
Cummins	18	26	0	7	37
Delta Regional	24	0	0	0	24
East Arkansas Regional	19	0	0	3	17
McPherson	45	3	0	9	39
North Central	48	0	0	0	48
Ouachita River	38	0	0	4	34
Tucker	25	8	0	0	33
TOTAL	217	37	0	23	232

THINK LEGACY VOLUNTEER HOURS = 0

*The "Removed" column indicates the total number of participants who paroled, signed out, transferred, or were removed from the program for any other reason and are no longer in the barracks.

COLLEGE REPORT

June 2024

COLLEGE PROGRAM LOCATIONS	Beginning Count	Admissions During Mo.	Removed During Mo.	End Count	Staff Enrolled
Arkansas State University					
Grimes Unit	0	0	0	0	0
McPherson Unit	0	0	0	0	0
Ashland University					
North Central Unit	8	0	0	8	0
Mid-America Seminary College					
Varner Unit	36	0	0	36	0
Philander Smith College					
East Arkansas Regional Unit	34	0	0	34	0
Tucker Unit	21	0	0	21	0
Southeast Arkansas College					
Cummins Unit	32	0	3	29	0
Delta Unit	15	0	4	11	0
Varner Unit	34	0	1	33	0
Shorter College					
Hawkins Unit	14	14	7	21	0
Ouachita River Unit	22	4	10	16	0
Pine Bluff Complex	52	1	7	46	0
Texarkana Regional	6	0	1	5	0
Wrightsville Unit	8	19	3	24	0
TOTAL	282	38	36	284	0

TRAINING

DIVISION OF CORRECTION

TRAINING - June 2024

BASIC TRAINING DIVISION –

BCOT Class 2024-G, led by instructor Cherry, graduated on June 14 with a total of 45 cadets. The *Willis H. Sargent Award* recipient was Timothy Releford from the Tucker Unit.

IN-SERVICE DIVISION –

There were 12 in-service classes held by the Training Academy during the month.

eCADEMY –

During May, 477 ADC employees completed a total of 7,357.40 hours of eCADEMY training.

HEALTH/CORRECTIONAL PROGRAMS

CHAPLAINCY SERVICES AND COMMUNITY SPEAKING EVENTS

All Facilities

Members of the Islamic Inmate Community observed the Eid al Adha holiday in June with a meal and fellowship to honor the occasion.

Maximum Security Unit

The Life Principles Intercessory class celebrated a graduation on June 28 for 22 inmates with 4 CRA volunteers in attendance.

McPherson Unit

Kairos Ministries brought 29 volunteers on June 6-9 to hold chapel, pray, worship, and minister to 30 inmates.

Randall L. Williams Unit

Life Principles 101 Seminar provided at unit from June 3-6 for 50 inmates.

Tucker Unit

5 volunteers representing the ministry Courage to Change facilitated a revival service on June 1 with 147 inmates attending the services.

IBLP Correctional Ministry brought 2 volunteers to present an Advanced Seminar for the 58 PAL students on June 24-27.

ACCREDITATION

ACA Internal Audits Completed:

- 6/4 :Varner Internal Audit
- 6/5 -6/6:Varner File Audit
- 6/27:NWAWR File Audit
- 6/4-6/6: Varner Fire/Safety & Sanitation Independent Audit
- 6/27: NWAWR Fire/Safety & Sanitation Independent Audit

Classes Taught:

- 6/26: Frie & Safety Quarterly Meeting

VOLUNTEER SERVICES - June 2024

Program Name	Hours
Release (Ester)	no data
NTI (NWARC)	no data
Total	

MENTAL HEALTH SERVICES

Reduction of Sexual Victimization Program (RSVP) and Sex Offender Treatment Programs (SOFT):

June 2024	Capacity	Beginning Count	Completed	Removed	Admissions	End Count
RSVP	238	170	2	2	68	236
SOFT	30	13	4	5	4	12
Total	268	183	6	7	72	248

There are 810 males on the waiting list for RSVP and zero females on the waiting list for SOFT who are within five years of their TE date. Of those, seven inmates are mandated by the Post Prison Transfer Board.

The average time on the waiting list from request is between one and two months for those stipulated.

*The total on the waiting list, including those not currently within the identified timeframe, is 1,644 males and zero females. Of these, 810 are eligible and 834 are ineligible for the program. There are zero PREA inmates in the program at this time.

***Ineligibility is due to being in restrictive housing, having class IV status, or receiving a major disciplinary within the last 60 days.**

Substance User Rehabilitation Services (SURS):

June 2024	Capacity	Beginning Count	Completed	Removed	Admissions	End Count
Unit						
Benton	20	20	2	3	5	20
Cummins	45	43	5	2	8	44
Grimes	50	50	8	5	12	49
Maximum Security	4	1	0	0	3	4
McPherson	150	149	9	6	15	149
Randall L. Williams	150	142	15	17	32	142
Tucker	62	59	5	5	11	60
Wrightsville	150	145	16	15	28	142
Total	631	609	60	53	114	610

For SURS, there are 2,748 males and 373 females on the waiting list who are within five years of their release date. Of those, 144 are mandated by the Post Prison Transfer Board.

The average time on the waiting list from request is 14.5 days.

*The total on the waiting list, including those not currently within the identified timeframe, is 3,989 males and 495 females. Of these, 3,265 are eligible and 1,219 are ineligible for the program.

***Ineligibility is due to being in restrictive housing, having class IV status, or receiving a major disciplinary within the last 60 days.**

Ouachita River Correctional Unit (ORCU) Residential Program Unit (RPU):

The RPU had one admissions and one discharges in June for an end-of-month count of 118.

McPherson Unit Mental Health Residential Program Unit (RPU):

There were two admissions and two discharges in June for an end-of-month count of 40.

Habilitation Program:

The Habilitation Program at the Ouachita River Correctional Unit provided treatment services to 42 inmates in June. There was one admissions and zero discharges, which resulted in an end-of-month count of 43.

Suicide:

There were 124 suicidal threats in June. There were 22 attempts, none of which resulted in death.

Staffing:

The following Mental Health Services and Substance User Rehabilitation Services (SURS) positions were vacant in May and June 2024:

Positions	FTEs*	May	June
Mental Health Administrator	1	0	0
Psychologists	4	2	2
Psychological Examiners	0	0	0
Social Workers	9	9	7
Licensed Professional Counselors	3	1	3
Rehab Director	1	1	1
Rehab Facility Supervisors	3	3	3
Advisors	29	33	29
Substance Abuse Program Coord.	4	4	4
Substance Abuse Program Leaders	35	36	34
Administrative Specialist	7	7	7
Rehab Program Managers	8	8	8

*FTE refers to authorized Full Time Equivalent positions.

Self-Study Classes:

Classes	Number of Participants	Number Completed	Waiting List
Anger Management	117	116	548
Thinking Errors	131	130	495
Substance Abuse Education	117	117	436
Communication Skills	115	113	445
Domestic Violence	35	35	107
Victims of Domestic Violence	62	62	15
Stress Management	149	140	520
Parenting	85	75	149

MENTAL HEALTH SERVICES, *continued*

Outpatient:

There were 2,233 inmates on the mental health medical log at the beginning of June. Mental Health staff conducted the following contacts during the month:

Case Management Contacts	1,653
Requests for Interviews	752
Testing	0
Intakes	393
Unit Requests	1,409
Pre-Lockup Reviews	413
Routine Restrictive Housing Reviews	1,101
Restrictive Housing Rounds	11,771
PREA Evaluations	82
Routine Follow-up	650
834 Requests	40

County Mental Health Requests:

During June, there were 174 requests received of a mental health nature. Of those, two inmate was fast-tracked to ADC.

County Medical Health Requests:

During June, there were 750 requests received of a medical nature. A total of 15 inmates were fast-tracked to ADC.

Medical Contract Reimbursements:

Sanction reimbursements for ADC in May amounted to \$47,450.00.

Deaths:

There were four inmate deaths during the month of June. One was claimed, Three were cremated and claimed. There were zero not claimed.

Wellpath:

See attachment for Wellpath's report regarding outside beds and emergency room visits.

Medical Grievances:

In June, there were 156 appeals of medical grievances received and 132 appeals were answered. Three were found to be with merit and one with merit but resolved.

SEX OFFENDER ASSESSMENT

Assessments Completed:

Risk Level	June	September 1999 through June 2024
Level 1	0	1,248
Level 2	0	9,717
Level 3	0	8,151
Level 4	0	758
Default 3	0	*
Total	0	19,874

*Default Level 3's are included in the total number of Level 3's to date.

ACIC Numbers:

The total number of sex offenders registered from September 1999 through June 2024:

Compliant	8,528
Delinquent	1,940
Confined	3,836
Out-of-State	4,438
Address Unknown	139
Deported	206
Incapacitated	134
Out of USA	84
Total	19,305

Consistent with current Arkansas law, deceased offenders no longer remain on the registry.

PAWS IN PRISON

June 2024 Unit	Enrolled	Graduated	Foster	Volunteer Hours
Hawkins Unit	6	3	0	0
Maximum Security Unit	6	1	0	0
McPherson Unit	6	0	0	0
North Central Unit	4	1	0	0
Ouachita River Correctional Unit	7	2	1	0
Randall L. Williams Unit	4	3	0	6
Tucker Unit	7	4	0	0
Total	40	14	1	6

Completed Paws in Prison Training:

June 2024 Program Graduates	14
YTD Program Graduates	104
Total Graduates Since Inception (Dec 2011)	2,449
Dogs Currently in Foster (Graduated, but Not Adopted)	1
June 2024 Volunteer Hours	6
YTD Volunteer Hours	52

AGENCY HIGHLIGHTS

JUNE 2024

PROMOTIONS

Some of the security promotions during the month of June included:

Cummins Unit

- Sgt. Kenesha Spiller
- Sgt. Constance Treadwell-Marlow
- Sgt. Quesneshadra L. Smith
- Sgt. Calonfra Austin

East Arkansas Regional Unit

- Sgt. Theon D. James
- Corporal Tamara Ferrell

Maximum Security Unit

- Lt. Matthew Elias
- Sgt. Joanne Mann
- Sgt. Saryl W. Martin

McPherson Unit

- Sgt. Rachel Wright

Ouachita River Unit

- Sgt. August Grey
- Sgt. Michael Yates

Randall L. Williams Unit

- Lt. Eddie L. Evans

Texarkana Regional Correctional Center

- Sgt. Keithdron Purifoy

Varner Unit

- Corporal Sandra Johnson

CHALLENGE COIN

PRESENTED TO OFFICER AT CUMMINS UNIT

ADC Director Dexter Payne made a special trip down to the Cummins Unit - AR DOC this week. During his visit, Director Payne presented Cpl. Shanita Sheets with an ADC Challenge Coin for her help in preventing what could have been a serious incident at the unit. Congratulations Cpl. Sheets and keep up the great work!



BCOT 2024-K, SECOND BCOT ACADEMY HOSTED AT CUMMINS UNIT

Join the #ARDOCFamily in welcoming the more than 45 cadets of the Basic Correctional Officer Training Academy Class 2024-K! To make it more accessible, ADC is now offering BCOT academies at various units throughout the state including BCOT 2024-K that is being held at the Cummins Unit for those who will be working at the Cummins, Varner/Varner Supermax and Delta Regional units. Join the #ARDOCFamily in welcoming these cadets to the first Basic Correctional Officer Training Academy held at the East Arkansas Regional Unit!



FIRST EVER BCOT ACADEMY HELD AT EARU

Join the #ARDOCFamily in welcoming these cadets to the first Basic Correctional Officer Training Academy held at the East Arkansas Regional Unit



BCOT 2024-G GRADUATION

Join the #ARDOCFamily in congratulating the recent graduates of the Basic Correctional Officers Training Academy Class 2024-G!



WARDEN BALL COMPLETED THE NATIONAL INSTITUTE OF CORRECTIONS' EXECUTIVE EXCELLENCE (EE) SERIES

Warden Richard "Todd" Ball on his completion of the National Institute of Corrections' Executive Excellence (EE) Series! EE is a three-phase, multi-session, leader development experience, targeted to executives from community services, jails, and prisons. It addresses critical competencies required for success and effectiveness as a contemporary correctional executive.



REGIONAL MAINTENANCE PROJECT HIGHLIGHTS

JUNE 2024

Bryant Storm Drains -June 11:

Benton Unit Regional Maintenance



Juneteenth Food Giveaway-MLK Commission- June 25:

Wrightsville Complex Regional Maintenance



2024 INFORMAL GRIEVANCE REPORT

Month	BENTON	HAWK/M	HAWK/F	WRTS	EARU & MX	GRIMES	RLW	MCWR	MCPH	MSU	NCU	PBU	NWA	TU	TRCC	VSMX	VU	CU & CMU	ORCU	Ester	DRU	TOTAL	
JAN	1	10	13	60	211	211	14	0	296	73	68	27	2	53	0	136	41	92	116	28	147	1,599	
FEB	2	5	15	73	195	260	20	0	274	84	42	16	0	76	1	170	35	174	118	25	106	1,691	
MAR	0	11	7	52	171	266	12	0	231	49	62	25	0	63	1	139	43	212	109	26	83	1,562	
APR	2	11	24	61	211	218	15	0	155	39	71	22	0	68	0	170	36	172	89	31	75	1,470	
MAY	0	9	25	94	222	202	22	0	238	47	98	34	0	76	0	160	36	183	105	37	102	1,690	
JUN	0	7	11	66	439	204	24	1	229	129	69	13	2	43	1	154	49	154	85	20	73	1,773	
JUL																						0	
AUG																							0
SEPT																							0
OCT																							0
NOV																							0
DEC																							0
TOTAL	5	53	95	406	1,449	1,361	107	1	1,423	421	410	137	4	379	3	929	240	987	622	167	586	9,785	

2024 FORMAL GRIEVANCE REPORT

Month	BENTON	HAWK/M	HAWK/F	WRTS	EARU & MX	GRIMES	RLW	MCWR	MCPH	MSU	NCU	PBU	NWA	TU	TRCC	VSMX	VU	CU & CMU	ORCU	Ester	DRU	TOTAL	
JAN	0	4	3	26	302	115	10	0	135	79	56	24	0	20	0	100	22	65	89	14	75	1,139	
FEB	0	0	8	32	278	126	14	2	136	118	37	15	0	41	0	130	22	109	81	6	50	1,205	
MAR	2	4	3	41	288	157	10	0	108	85	56	11	0	28	1	100	22	155	67	8	56	1,202	
APR	0	5	12	22	357	121	10	1	93	81	41	17	0	33	0	146	18	116	52	11	41	1,177	
MAY	0	2	10	63	341	98	20	0	100	49	75	21	0	28	0	144	22	129	49	18	52	1,221	
JUN	0	4	10	31	381	119	12	2	81	93	48	7	0	28	1	121	27	135	54	13	49	1,216	
JUL																							0
AUG																							0
SEPT																							0
OCT																							0
NOV																							0
DEC																							0
TOTAL	2	19	46	215	1,947	736	76	5	653	505	313	95	0	178	2	741	133	709	392	70	323	7,160	

Report includes Pine Bluff Reentry (PBR), Pine Bluff Unit (PBU) and Pine Bluff Work Release (PBW).

INMATE INSTITUTIONAL GRIEVANCE APPEAL REPORT – JUNE 2024

	Acknowledged	Rejected	Processed W/O Merit	Processed W/ Merit
Benton Unit	0	0	0	0
Benton Work Release	0	0	0	0
Cummins Unit	26	26	24	0
Cummins Modular Unit	0	0	0	0
Delta Regional Unit	16	8	7	0
East Arkansas Regional Unit	12	5	3	0
East Arkansas Regional Max Unit	94	14	111	3
Ester Unit	2	1	2	0
Grimes Unit	31	14	11	0
Maximum Security Unit	13	10	13	0
Tucker Re-Entry	0	0	0	0
McPherson Unit	3	3	3	0
McPherson Mental Health Residential Program Unit	0	0	0	0
Mississippi County Work Release Center	3	0	2	0
Northwest Arkansas Work Release Center	0	0	0	0
North Central Unit	11	8	32	0
Ouachita River Correctional Unit	10	7	5	0
ORCU Hospital	0	0	0	0
ORCU New Commitment	0	0	0	0
ORCU Mental Health Residential Program Unit	0	0	0	0
Pine Bluff Unit	1	2	1	0
Pine Bluff Re-Entry	0	0	0	0
Randall L. Williams Correctional Facility	1	3	1	0
Texarkana Regional Correctional Center	0	0	0	0
Tucker Unit	8	7	11	0
Varner Super Max	26	21	40	0
Varner Unit	7	8	4	0
Wrightsville Unit	19	12	5	0
Hawkins Center	2	0	2	0
Hawkins for Males	1	0	0	0
Hawkins SPU	0	0	0	0
Total	286	149	277	3

ADMISSIONS AND RELEASES - June 2024

<u>Admissions</u>	<u>Male</u>	<u>Female</u>	<u>Total</u>
Asian	1	0	1
Black	140	17	157
Caucasian	226	43	269
Hispanic	13	2	15
Native American Indian	2	0	2
Native Hawaiian or Pacific Island	0	0	0
Other	1	0	1
Unknown	1	0	1
Total	384	62	446

<u>Releases</u>	<u>Male</u>	<u>Female</u>	<u>Total</u>
Asian	0	1	1
Black	111	9	120
Caucasian	179	36	215
Hispanic	8	1	9
Native American Indian	0	0	0
Native Hawaiian or Pacific Island	1	0	1
Other	0	0	0
Unknown	0	0	0
Total	299	47	346

ADC INMATE POPULATION GROWTH 2000-2029 - JUNE 2024

Mo.	2000	2001	2002	2003	2004	2005	2006	2007	2008	2009	2010	2011	2012	2013	2014	2015	2016	2017	2018	2019	2020	2021	2022	2023	2024
Jan.	11,984	11,908	12,402	13,015	13,105	13,595	13,481	13,839	14,518	14,796	15,334	16,312	15,134	14,815	17,481	18,142	17,785	17,824	18,201	17,958	17,989	16,119	17,154	17,682	18,522
Feb.	12,169	12,022	12,529	13,054	13,166	13,783	13,633	14,012	14,603	14,883	15,374	16,209	14,990	15,008	17,438	18,082	17,625	17,608	17,998	17,846	18,181	16,120	17,077	17,814	18,612
March	12,006	12,033	12,299	13,108	13,088	13,418	13,534	13,772	14,580	14,843	15,290	16,095	14,964	14,665	17,395	18,233	17,573	17,666	18,089	17,898	17,860	16,085	16,992	18,075	18,820
April	12,069	12,167	12,465	13,213	13,323	13,469	13,554	13,851	14,769	14,937	15,570	16,172	15,124	14,850	17,604	18,703	17,815	17,798	18,227	17,977	17,331	16,250	17,059	18,206	18,889
May	12,109	12,384	12,558	13,463	13,556	13,528	13,711	14,146	14,880	15,146	15,694	16,062	15,132	15,074	17,593	18,693	17,769	17,652	17,945	17,817	16,694	16,476	17,229	18,267	18,863
June	12,005	12,108	12,439	13,418	13,389	13,251	13,430	13,915	14,700	15,025	15,564	15,554	14,832	14,825	17,340	18,813	17,973	17,963	17,972	17,942	16,552	16,560	17,129	18,213	18,957
July	12,030	12,190	12,622	13,509	13,528	13,286	13,560	14,082	14,868	15,195	15,807	15,519	14,879	15,379	17,522	18,870	18,130	18,180	18,005	18,002	16,511	16,638	17,109	18,397	
August	12,087	12,371	12,815	13,565	13,632	13,419	13,646	14,224	15,100	15,385	15,829	15,240	14,675	16,103	17,549	18,806	17,919	18,051	17,751	18,090	16,367	16,655	17,274	18,375	
September	11,983	12,289	12,774	13,341	13,516	13,237	13,652	14,217	14,850	15,285	16,025	15,172	14,724	16,412	17,605	18,549	18,026	18,179	17,865	17,856	16,215	16,698	17,432	18,380	
October	12,119	12,348	12,942	13,341	13,584	13,363	13,775	14,349	14,836	15,381	16,311	15,271	14,856	16,993	17,880	18,430	18,127	18,348	17,943	17,947	16,311	16,821	17,480	18,557	
November	12,094	12,408	13,162	13,408	13,706	13,587	13,913	14,437	15,025	15,340	16,460	15,205	14,625	17,168	17,848	17,981	17,573	17,973	17,666	18,060	16,165	16,982	17,521	18,500	
December	11,856	12,333	12,845	13,106	13,470	13,338	13,728	14,315	14,716	15,199	16,204	15,062	14,654	17,235	17,874	17,707	17,537	18,078	17,799	17,759	16,094	17,023	17,648	18,503	
Net Ann. Inc.	29	477	512	261	364	-132	390	587	401	483	1,005	-1,142	-408	2,581	639	-167	-170	541	-279	-40	-1,665	929	625	855	454
Avg. Mo. Inc.	2	40	43	22	30	-11	33	49	33	40	84	-95	-34	215	53	-14	-14	45	-23	-3	-139	77	52	71	76

Population is total jurisdictional count at end of each month. Population at end of month December 1999 was 11,827.

Average monthly population increased for past fifteen years 2009 - 2023 is 21

Average monthly population increased for past ten years Jan. 2014 - Dec 2023 is 11

Average monthly population decreased for past five years 2019 - 2023 is 12

Projected at Growth of 21 per Month

Mo.	2008	2009	2010	2011	2012	2013	2014	2015	2016	2017	2018	2019	2020	2021	2022	2023	2024	2025	2026	2027	2028	2029
	Actual	Actual	Actual	Actual	Actual	Actual	Actual	Actual	Actual	Actual	Actual	Actual	Actual	Actual	Actual	Actual	Actual/Proj	Proj.	Proj.	Proj.	Proj.	Proj.
January	14,518	14,796	15,334	16,312	15,134	14,815	17,481	18,142	17,785	17,824	18,201	17,958	17,989	16,119	17,154	17,682	18,522	19,104	19,356	19,608	19,860	20,112
February	14,603	14,883	15,374	16,209	14,990	15,008	17,438	18,082	17,625	17,608	17,998	17,846	18,181	16,120	17,077	17,814	18,612	19,125	19,377	19,629	19,881	20,133
March	14,580	14,843	15,290	16,095	14,964	14,665	17,395	18,233	17,573	17,666	18,089	17,898	17,860	16,085	16,992	18,075	18,820	19,146	19,398	19,650	19,902	20,154
April	14,769	14,937	15,570	16,172	15,124	14,850	17,604	18,703	17,815	17,798	18,227	17,977	17,331	16,250	17,059	18,206	18,889	19,167	19,419	19,671	19,923	20,175
May	14,880	15,146	15,694	16,062	15,132	15,074	17,593	18,693	17,769	17,652	17,945	17,817	16,694	16,476	17,229	18,267	18,863	19,188	19,440	19,692	19,944	20,196
June	14,700	15,025	15,564	15,554	14,832	14,825	17,340	18,813	17,973	17,963	17,972	17,942	16,552	16,560	17,129	18,213	18,957	19,209	19,461	19,713	19,965	20,217
July	14,868	15,195	15,807	15,519	14,879	15,379	17,522	18,870	18,130	18,180	18,005	18,002	16,511	16,638	17,109	18,397	18,978	19,230	19,482	19,734	19,986	20,238
August	15,100	15,385	15,829	15,240	14,675	16,103	17,549	18,806	17,919	18,051	17,751	18,090	16,367	16,655	17,274	18,375	18,999	19,251	19,503	19,755	20,007	20,259
September	14,850	15,285	16,025	15,172	14,724	16,412	17,605	18,549	18,026	18,179	17,865	17,856	16,215	16,698	17,432	18,380	19,020	19,272	19,524	19,776	20,028	20,280
October	14,836	15,381	16,311	15,271	14,856	16,993	17,880	18,430	18,127	18,348	17,943	17,947	16,311	16,821	17,480	18,557	19,041	19,293	19,545	19,797	20,049	20,301
November	15,025	15,340	16,460	15,205	14,625	17,168	17,848	17,981	17,573	17,666	18,060	16,165	16,982	17,521	18,500	19,062	19,314	19,566	19,818	20,070	20,322	
December	14,716	15,199	16,204	15,062	14,654	17,235	17,874	17,707	17,537	18,078	17,799	17,759	16,094	17,023	17,648	18,503	19,083	19,335	19,587	19,839	20,091	20,343
Net Ann. Inc.	401	483	1,005	-1,142	-408	2,581	639	-167	-170	541	-279	-40	-1,665	929	625	855	580	252	252	252	252	252
Ave. Mo. Inc.	33	40	84	-95	-34	215	53	-14	-14	45	-23	-3	-139	77	52	71	48	21	21	21	21	21

MONTHLY POPULATION AVERAGES - JUNE 2024

Unit/Center	6/3	6/4	6/5	6/6	6/7	6/10	6/11	6/12	6/13	6/14	6/17	6/18	6/19	6/20	6/21	6/24	6/25	6/26	6/27	6/28	AVG
Benton	346	348	347	346	345	344	343	343	342	340	340	339	339	344	344	339	340	344	344	345	343
Cummins	1,994	2,010	1,999	2,000	2,004	2,001	2,001	2,000	2,011	2,012	2,007	2,007	2,007	2,012	2,009	2,008	2,009	2,011	2,011	2,010	2,006
Delta	622	620	619	618	617	617	617	616	615	614	612	612	612	614	614	613	613	616	616	618	616
East AR Reg	1,633	1,636	1,635	1,633	1,632	1,636	1,638	1,638	1,640	1,639	1,638	1,639	1,642	1,642	1,638	1,639	1,635	1,642	1,642	1,636	1,638
Ester	695	695	689	686	685	678	677	672	678	683	692	696	699	687	686	680	683	690	690	687	686
Grimes	1,105	1,103	1,103	1,100	1,101	1,101	1,106	1,102	1,099	1,098	1,099	1,097	1,104	1,102	1,103	1,098	1,101	1,100	1,097	1,092	1,101
Max Sec	583	583	583	584	584	584	584	584	583	584	585	584	585	585	585	583	583	583	583	583	584
McPherson	1,052	1,052	1,052	1,047	1,048	1,050	1,047	1,047	1,050	1,051	1,051	1,049	1,050	1,049	1,052	1,052	1,051	1,053	1,049	1,048	1,050
MCWRC	172	172	182	181	182	185	185	185	187	187	187	187	185	187	187	185	185	186	186	185	184
N Central	934	944	942	942	944	939	939	939	944	946	944	944	942	937	942	940	940	939	937	942	941
NWAWRC	100	100	99	99	99	100	100	100	100	100	100	100	100	100	100	100	99	100	99	99	100
Ouachita River	1,894	1,906	1,907	1,916	1,923	1,902	1,919	1,925	1,923	1,910	1,917	1,922	1,928	1,926	1,925	1,922	1,914	1,909	1,913	1,909	1,916
Randall L Williams	544	545	543	539	537	544	539	538	533	531	526	528	539	536	537	534	528	527	527	525	535
Pine Bluff	536	536	537	540	540	544	546	546	547	538	536	536	544	542	536	534	536	535	537	541	539
PB Reentry	54	54	54	54	54	53	53	53	53	53	53	53	53	53	53	53	53	53	53	53	53
TRCC	133	133	133	134	134	134	134	134	134	134	133	133	133	133	133	134	134	134	134	134	134
Tucker	1,008	1,007	1,008	1,010	1,009	1,008	1,008	1,008	1,002	999	997	999	994	993	994	996	997	997	1,006	1,005	1,002
Vanner	1,703	1,700	1,706	1,706	1,705	1,704	1,701	1,701	1,705	1,702	1,701	1,702	1,702	1,707	1,707	1,705	1,704	1,700	1,703	1,701	1,703
Wrightsville	865	863	864	864	865	864	858	857	860	861	867	867	866	861	859	872	867	861	858	865	863
WR Hawkins-Females	248	247	248	248	246	246	246	251	250	250	249	251	250	248	252	251	251	251	251	253	249
WR Hawkins-Males	199	199	200	199	199	200	200	200	200	200	200	200	200	200	200	200	199	200	198	200	200
Total ADC	16,420	16,453	16,450	16,446	16,453	16,434	16,441	16,439	16,456	16,432	16,434	16,445	16,474	16,458	16,456	16,438	16,423	16,430	16,436	16,429	16,443
ALETA	15	15	15	15	15	15	15	15	15	15	15	15	15	15	15	15	15	15	15	15	15
Ar State Police	56	56	57	57	57	58	58	58	58	58	58	58	58	58	56	56	56	56	56	56	57
Co Jail / M	1,913	1,897	1,906	1,899	1,891	1,917	1,883	1,899	1,901	1,915	1,893	1,886	1,857	1,881	1,896	1,903	1,920	1,935	1,946	1,951	1,904
Co Jail / F	141	150	152	151	153	144	148	146	141	147	148	144	141	146	139	141	145	149	153	154	147
Total Co Jail BK	2,054	2,047	2,058	2,050	2,044	2,061	2,031	2,045	2,042	2,062	2,041	2,030	1,998	2,027	2,035	2,044	2,065	2,084	2,099	2,105	2,051
309/M	187	187	188	187	193	194	194	194	191	189	189	189	191	194	195	195	197	197	197	197	192
309/F	117	117	117	116	121	123	123	124	124	124	122	122	124	127	125	125	127	127	127	127	123
Total Act 309	304	304	305	303	314	317	317	318	315	313	311	311	315	321	320	320	324	324	324	324	315
Total Non ADC	2,429	2,422	2,435	2,425	2,430	2,451	2,421	2,436	2,430	2,448	2,425	2,414	2,386	2,421	2,426	2,435	2,460	2,479	2,494	2,500	2,438
Total	18,849	18,875	18,885	18,871	18,883	18,885	18,862	18,875	18,886	18,880	18,859	18,859	18,860	18,879	18,882	18,873	18,883	18,909	18,930	18,929	18,881
	1	1	1	1	1	1	1	1	1	1	1	1	1	1	1	1	1	1	1	1	20

16442

18881

0

FISCAL YEAR 2024 COUNTY JAIL BACKUP - JUNE 2024

Arkansas Department of Correction County Jail Backup
FY2024

DAY	Jul-23	Aug-23	Sep-23	Oct-23	Nov-23	Dec-23	Jan-24	Feb-24	Mar-24	Apr-24	May-24	Jun-24
1	* 2,053	2,207	2,062 *	2,009	1,890	1,753	1,651	1,689	1,828	1,956	2,087 *	2,046
2	* 2,053	2,206	2,062 *	2,016	1,911 *	1,753	1,651	1,704 *	1,828	1,960	2,116 *	2,046
3	2,073	2,202	2,062 *	2,004	1,886 *	1,753	1,676 *	1,704 *	1,828	1,969	2,131	2,054
4	2,077	2,218	2,052	2,013 *	1,886	1,719	1,676 *	1,704	1,824	1,981 *	2,131	2,047
5	2,077 *	2,218	2,052	2,022 *	1,886	1,687	1,693	1,663	1,848	2,015 *	2,131	2,058
6	2,085 *	2,218	2,054	2,015	1,857	1,693 *	1,693	1,682	1,834 *	2,015	2,119	2,050
7	2,120	2,163	2,028 *	2,015	1,867	1,692 *	1,693	1,658	1,856 *	2,015	2,135	2,044
8	* 2,120	2,156	2,044 *	2,015	1,862	1,700	1,686	1,661	1,846	1,998	2,078 *	2,044
9	* 2,120	2,137 *	2,044	2,051	1,848 *	1,700	1,691	1,668 *	1,846	2,014	2,087 *	2,044
10	2,139	2,132 *	2,044	2,010	1,855 *	1,700	1,680 *	1,668 *	1,846	2,006	2,069	2,061
11	2,103	2,127	2,030	2,033 *	1,855	1,695	1,694 *	1,668	1,844	2,045 *	2,069	2,031
12	2,087 *	2,127	2,021	2,050 *	1,855	1,711	1,709	1,705	1,858	2,075 *	2,069	2,045
13	2,103 *	2,127	1,989	2,030	1,855	1,653 *	1,709	1,708	1,877 *	2,075	2,075	2,042
14	2,111	2,119	2,019 *	2,030	1,874	1,628 *	1,709	1,720	1,886 *	2,075	2,072	2,062
15	* 2,111	2,116	2,046 *	2,030	1,847	1,596	1,692	1,713	1,886	2,061	2,096 *	2,062
16	* 2,111	2,120 *	2,046	2,008	1,881 *	1,596	1,692	1,746 *	1,886	2,055	2,100 *	2,062
17	2,106	2,122 *	2,046	2,023	1,895 *	1,596	1,694 *	1,746 *	1,886	2,060	2,116	2,041
18	2,114	2,147	2,030	2,027 *	1,895	1,573	1,698 *	1,746	1,877	2,081 *	2,116	2,030
19	2,144 *	2,147	2,000	2,044 *	1,895	1,572	1,698	1,770	1,876	2,096 *	2,116	1,998
20	2,146 *	2,147	1,999	2,041	1,867	1,607 *	1,698	1,770	1,886 *	2,096	2,108	2,027
21	2,153	2,104	2,046 *	2,041	1,816	1,630 *	1,698	1,755	1,900 *	2,096	2,105	2,035
22	* 2,153	2,101	2,057 *	2,041	1,818	1,647	1,723	1,737	1,880	2,123	2,070 *	2,035
23	* 2,153	2,111 *	2,057	2,058	1,783 *	1,647	1,705	1,757 *	1,880	2,120	2,088 *	2,035
24	2,146	2,118 *	2,057	1,956	1,783 *	1,647	1,695 *	1,757 *	1,880	2,157	2,092	2,044
25	2,150	2,152	2,035	1,962 *	1,783	1,651	1,686 *	1,757	1,888	2,121 *	2,092	2,065
26	2,182 *	2,152	2,026	1,935 *	1,783	1,651	1,694	1,771	1,874	2,087 *	2,092	2,084
27	2,212 *	2,152	1,992	1,934	1,783	1,651 *	1,694	1,782	1,909 *	2,087	2,100	2,099
28	2,225	2,155	1,981 *	1,934	1,781	1,670 *	1,694	1,813	1,935 *	2,087	2,100	2,105
29	* 2,225	2,154	2,009 *	1,934	1,778	1,670	1,676	1,800	1,955	2,084	2,054 *	2,105
30	* 2,225	2,118 *	2,009	1,938	1,755 *	1,651	1,682		1,955	2,086	2,039 *	2,105
31	2,187	2,099		1,913		1,651 *	1,678		1,955		2,046	
Avg Daily Backup	2,131	2,147	2,033	2,004	1,844	1,663	1,691	1,725	1,876	2,057	2,094	2,054

Note: Totals do not include 309 Contracts with the County Jails (Maximum 336)

County Jail Back-up Average for June 2024 - 2,054

County Jail Back-up Fiscal Year Average - 1,943

Short-Term Revocation Program Average for June 2024 - 352

Short-Term Revocation Program Fiscal Year Average - 340

STTG UNIT COUNTS – JUNE 2024

Unit	Beginning Total	Confirmed	Suspected	In	Out	Paroled	Removed	Ending Total	Total Unit Population	Unit % of STTG's
Benton	93	1	0	3	4	3	0	90	343	26.24%
Cummins	669	1	0	69	60	11	0	668	2,010	33.23%
Delta	211	1	0	9	8	0	0	213	618	34.47%
EARU	704	0	0	23	20	7	0	700	1,639	42.71%
Ester	111	0	0	113	12	8	0	204	702	29.06%
Grimes	423	1	0	27	19	18	0	414	1,098	37.70%
Hawkins	46	0	0	6	3	0	0	49	453	10.82%
Max	297	0	0	6	7	1	0	285	582	48.97%
McPherson	41	6	0	0	0	0	0	47	1,052	4.47%
MCWR	56	0	1	23	19	8	0	52	186	27.96%
NCU	278	0	0	20	10	6	0	282	940	30.00%
NWAWR	23	0	0	2	0	1	0	24	99	24.24%
ORCU	344	0	0	35	37	11	0	331	1,563	21.18%
ORCU Intake	96	104	0	0	92	0	0	108	606	17.82%
Pine Bluff	142	0	0	30	17	5	0	150	606	24.75%
RLW	213	0	0	46	39	7	0	213	544	39.15%
TWR	36	0	0	2	1	0	0	37	134	27.61%
Tucker	301	0	0	10	11	5	0	295	1,002	29.44%
Varner	751	0	0	59	55	3	0	752	1,705	44.11%
Wrightsville	225	0	0	16	12	4	0	225	864	26.04%
Total	5,060	114	1	499	426	98	0	5,139	16,746	30.69%

ORCU Intake brought in 104 new STTG members into ADC last month.

STTG DISCIPLINARY REPORT – JUNE 2024

Unit	STTG Incidents	STTG Suspected Incidents	Total Unit Disciplinary	Disciplinary Involving STTG	Percentage
Benton	0	0	8	1	12.50%
Cummins	0	0	392	212	54.08%
Delta	0	0	66	35	53.03%
EARU	0	0	277	167	60.29%
Easter	0	0	53	21	39.62%
Grimes	0	0	224	116	51.79%
Hawkins	0	0	17	3	17.65%
Max	0	0	91	51	56.04%
McPherson	1	0	146	15	10.27%
MCWR	0	0	11	4	36.36%
NCU	1	0	61	30	49.18%
NWAWR	0	0	6	2	33.33%
ORCU	0	0	134	33	24.63%
ORCU Intake	0	0	8	1	12.50%
Pine Bluff	0	0	64	31	48.44%
RLW	0	0	125	63	50.40%
TWR	0	0	8	2	25.00%
Tucker	0	0	79	29	36.71%
Varner	0	0	390	209	53.59%
Wrightsville	0	0	160	81	50.63%
Total	2	0	2,320	1,106	47.67%

STTG COUNTS BY STTG SET – JUNE 2024

STTG Set	Benton	Cummins	Delta	EARU	Ester	Grimes	Hawkins	Max	McPherso	MCWR	NCU	NWAWR	ORCU	Intake	PB	RLW	TWR	Tucker	Varner	Wrightsvil	Total	
Asian	2	0	0	1	2	0	0	0	0	0	0	0	0	0	0	0	0	1	1	1	0	8
Bloods	18	132	40	144	36	92	7	66	7	5	52	3	53	13	24	35	11	43	171	49	1,001	
Crips	9	76	35	90	14	48	5	39	3	5	24	2	36	16	15	32	3	26	103	30	611	
Folk	4	65	8	55	33	32	4	24	2	1	12	2	20	9	6	13	1	34	62	20	407	
GD	18	154	49	176	35	78	5	77	11	13	77	7	78	24	41	44	6	61	167	43	1,164	
Mexican	5	26	0	21	11	14	2	3	1	1	9	0	12	5	9	10	0	9	24	12	174	
Motorcycle	0	2	0	0	0	0	0	1	1	0	3	0	3	2	0	0	0	2	1	1	16	
Other	1	9	9	17	2	14	3	5	5	1	12	1	10	3	6	5	1	12	18	8	142	
People	3	36	1	34	5	26	1	23	1	1	10	0	15	2	8	9	0	13	31	7	226	
Unknown	0	12	0	4	2	1	2	4	0	5	2	1	0	0	2	2	1	6	9	3	56	
W/S	16	74	53	39	48	35	8	4	5	11	34	8	60	16	20	29	6	53	72	24	615	
AB	1	10	1	7	4	5	0	0	1	1	8	0	4	2	2	4	0	3	19	2	74	
AC	1	8	4	13	10	8	0	5	2	1	4	0	4	2	0	2	0	10	23	0	97	
NAE	3	35	12	46	1	23	4	15	4	3	15	0	19	8	9	14	3	8	25	10	257	
WAR	9	29	1	53	1	38	8	19	4	4	20	0	17	6	8	14	4	14	26	16	291	
Total	90	668	213	700	204	414	49	285	47	52	282	24	331	108	150	213	37	295	752	225	5,139	

Key:

GD = Gangster Disciples

W/S = White Supremacist

NAE = New Aryan Empire

WAR = White Aryan Resistance

AC = Aryan Circle

AB = Aryan Brotherhood

ADC INPATIENT AND EMERGENCY ROOM UTILIZATION

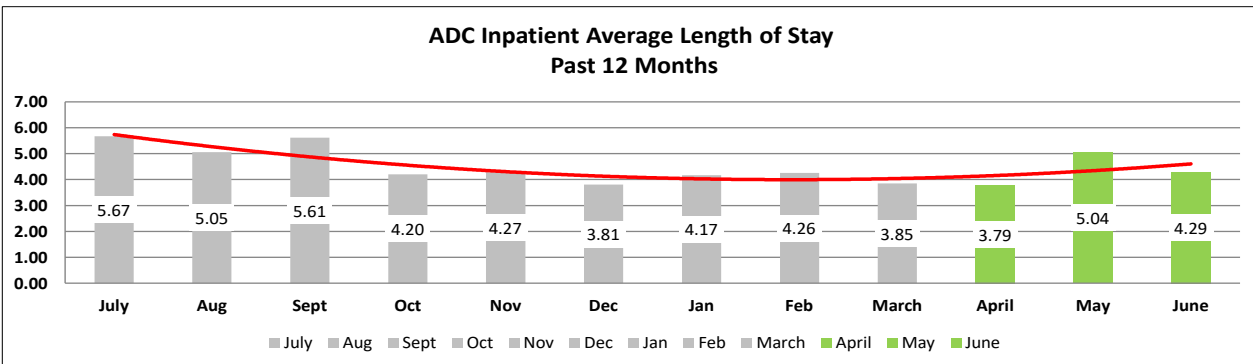
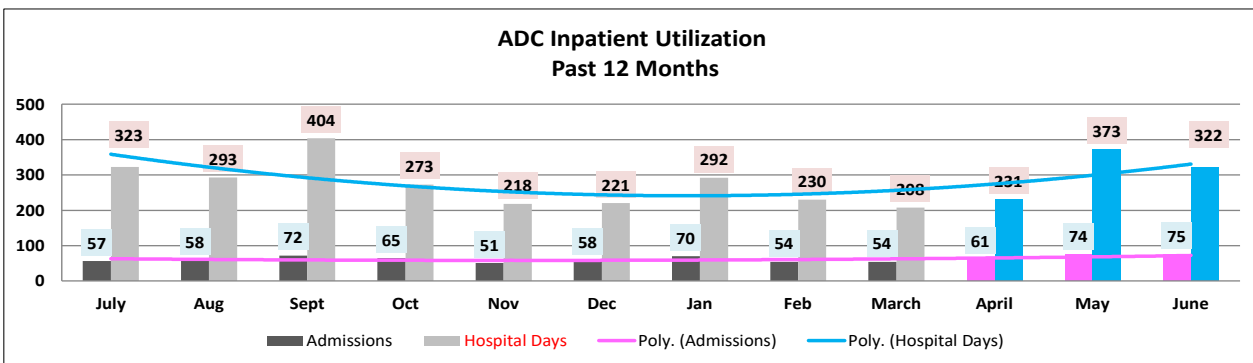
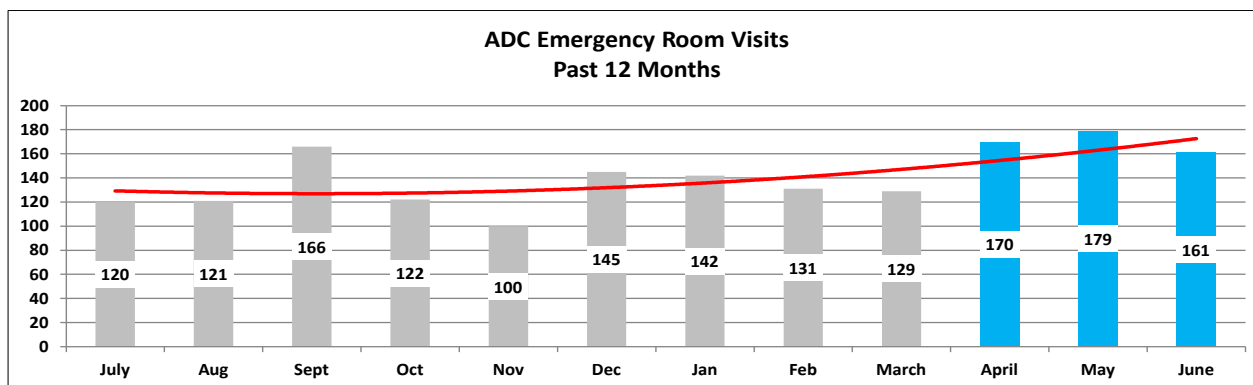
ARKANSAS DEPARTMENT OF CORRECTION INPATIENT AND EMERGENCY ROOM UTILIZATION

ADC Inpatient Statistics Past 12 Months

	2023	2023	2023	2023	2023	2023	2024	2024	2024	2024	2024	2024	Average
	July	Aug	Sept	Oct	Nov	Dec	Jan	Feb	March	April	May	June	
Admissions	57	58	72	65	51	58	70	54	54	61	74	75	62.4
Hospital Days	323	293	404	273	218	221	292	230	208	231	373	322	282.3
Average Length of Stay	5.67	5.05	5.61	4.20	4.27	3.81	4.17	4.26	3.85	3.79	5.04	4.29	4.52

ADC ER Visits Past 12 Months

	2023	2023	2023	2023	2023	2023	2024	2024	2024	2024	2024	Average	
	July	Aug	Sept	Oct	Nov	Dec	Jan	Feb	March	April	May	June	
Emergency Room Visits	120	121	166	122	100	145	142	131	129	170	179	161	140.5



CONFIDENTIAL: This report is prepared for quality assurance or peer review purposes, is absolutely privileged, and will not be discoverable or admissible in any legal proceeding, pursuant to ACA§16-46-105, ACA§20-9-501, and ACA§20-9-503.

MEDICAL GRIEVANCE BOARD REPORT - JUNE 2024

June 2024

Medical Grievance

Board Report

Unit	<i>Acknowledged/Received</i>	<i>Rejected</i>	<i>Reviewed & Signed by Dep Director</i>	<i>With Merit</i>	<i>With Merit, but Resolved</i>	<i>% With Merit</i>	<i>Without Merit</i>
Benton	0	0	0	0	0	0.00%	0
CMU	0	0	0	0	0	0.00%	0
Cummins	27	2	11	0	0	0.00%	11
Delta	9	1	8	0	0	0.00%	8
EARU	21	1	26	0	0	0.00%	26
EARU Max	20	4	24	1	1	8.33%	22
Ester	1	0	2	0	0	0.00%	2
Grimes	4	3	6	0	0	0.00%	6
Hawkins	0	0	0	0	0	0.00%	0
McPherson	16	2	12	0	0	0.00%	12
MCS	1	0	0	0	0	0.00%	0
MCWRC	5	0	0	0	0	0.00%	0
MSU	6	0	4	0	0	0.00%	4
North Central	0	1	12	0	0	0.00%	12
NWAWRC	0	0	0	0	0	0.00%	0
Ouachita	12	0	6	0	0	0.00%	6
Pine Bluff	1	0	1	0	0	0.00%	1
Randall L. Williams	1	1	1	0	0	0.00%	1
SNN	0	0	0	0	0	0.00%	0
TRCC	0	0	0	0	0	0.00%	0
Tucker	2	0	0	0	0	0.00%	0
Varner	11	2	6	1	0	16.67%	5
Varner Super Max	9	2	3	0	0	0.00%	3
WRU	10	0	10	1	0	10.00%	9
WHM	0	0	0	0	0	0.00%	0
WWR	0	0	0	0	0	0.00%	0
Total	156	19	132	3	1	3.03%	128

CHAPLAINCY

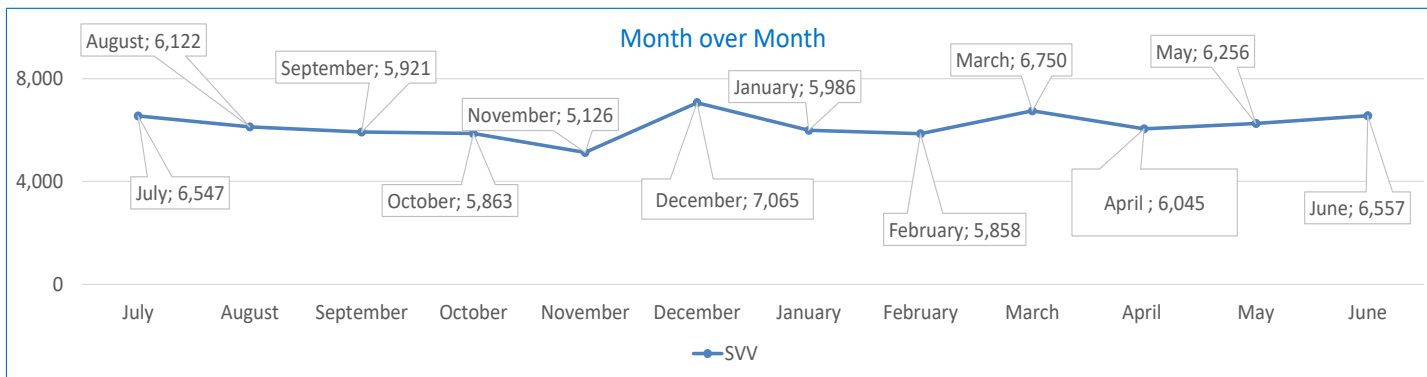
Month: June Year: 2024	CUMMINS	DELTA REGIONAL	EAST ARKANSAS	EAST ARKANSAS MAX	ESTER	GRIMES	HAWKINS	MAXIMUM	MCPHERSON	NORTH CENTRAL	OUACHITA RIVER	PINE BLUFF	RANDALL L. WILLIAMS	TUCKER	VARNER	VARNER MAX	WRIGHTSVILLE	TOTAL
Services Chaplains Oversaw																		
Christian																		
Population	7	8	10	0	4	10	2	7	5		2	13	8	4	12	0	1	93
Segregation	0	0	0	0	0	0	0	7	0		0	0	0	0	0	0	0	7
Muslim																		
Population	0	4	2	0	4	5	3	4	4		4	0	5	0	4	0	0	39
Segregation	0	0	0	0	0	0	0	4	0		0	0	0	0	0	0	0	4
143																		
Volunteers in Charge																		
Protestant	12	2	5	0	20	6	5	16	16		10	3	16	10	0	0	8	129
Catholic	2	0	0	0	0	4	4	0	2		3	1	1	0	2	0	9	28
Muslim	1	0	0	0	0	5	1	2	4		0	0	0	1	0	0	2	16
Other	2	0	0	0	0	1	4	5	7		6	0	0	0	9	0	0	34
Baptism	9	0	0	0	0	0	0	0	0		0	0	0	5	0	0	0	14
Marriages																		
	1	0	0	0	1	0	1	0	0		0	0	0	0	1	0	1	5
Distributed by Chaplains																		
Greeting Cards	2	19	0	0	24	51	0	112	0		55	32	14	145	63	354	0	871
Bibles, Quran, Torah, Etc.	30	7	14	102	38	50	20	14	80		250	21	5	6	12	20	25	694
Study Course	60	2	1	89	57	5	0	12	0		25	6	2	25	0	0	0	284
Writing Supplies	0	0	0	0	33	83	15	235	0		500	0	0	5	0	0	0	871
Literature	850	136	375	1,076	254	131	250	78	219		300	227	91	300	604	600	300	5,791
Chaplain's Visits																		
Barracks	50	13	21	27	14	29	20	9	130		127	17	50	186	98	31	18	840
Approximate Hours Spent in Barracks	46	10	5	7	5	18	1	11	65		50	1	15	46	35	8	13	336
Inmate Office visits	25	225	6	0	0	114	32	5	24		42	16	7	372	58	0	16	942
Other Office visits	18	14	2	0	5	5	7	7	50		20	81	40	44	47	0	7	347
Hospital	1	0	0	0	0	1	0	0	0		4	0	1	0	0	0	0	7
Infirmery/Sick Call	5	2	1	0	4	7	0	8	5		4	0	4	2	3	1	3	49
Restrictive/Punitive Housing	14	3	0	0	4	9	3	8	5		5	0	4	11	10	10	3	89
PC - DRU		3																3
Visitation Days	0	0	0	0	0	0	0	2	0		0	0	0	0	0	0	0	2
Volunteer Visits																		
RCV	0	0	0	0	2	11	3	2	4		0	14	10	2	0	0	0	48
OCV	2	10	3	0	11	8	9	22	21		47	0	9	81	2	0	0	225
Spiritual Advisor	0	0	0	0	0	0	0	0	0		0	0	0	1	0	0	0	1
CRA	26	5	17	3	15	18	54	48	76		215	6	12	130	21	7	40	693
Religious Volunteer Hours																		
Volunteer Hours	63	26	115	10	145	106	66	175	304		250	45	67	383	81	13	80	1,929
Denominational/Volunteer Chaplain Hours	18	0	0	0	50	0	0	42	47		28	29	0	38	11	2	30	295
2,224																		
Other Activities of Chaplain																		
Counseled Employees	7	15	6	0	8	3	2	2	2		21	3	9	25	47	0	3	153
Orientation Sessions	6	0	0	0	0	0	0	0	0		0	0	0	0	0	0	0	6
Free World Devotions	0	0	7	0	0	5	0	0	0		0	0	2	1	9	0	0	24
Spoke in Churches	21	6	5	0	2	6	1	0	1		0	3	2	4	9	0	1	61
Crisis Intervention Sessions	20	7	2	0	0	0	2	0	1		22	7	1	6	5	1	7	81
Marriage Counseling	0	0	1	0	0	0	3	0	1		0	0	2	6	0	0	0	13
Denominational Meeting	0	0	0	0	1	1	0	0	0		0	0	2	0	0	0	0	4
Chaplain's Meeting	1	1	1	0	1	2	2	1	1		2	1	1	1	1	0	0	16
Volunteer Training Session	0	0	0	0	0	1	0	0	0		0	0	0	0	0	0	0	1
Chaplain Transfers																		
	2	0	0	0	0	0	0	0	0		0	0	0	0	0	0	0	2
Chaplain Promotions																		
	1	0	0	0	0	0	0	0	0		0	0	0	0	0	0	0	1
PAL PROGRAM																		
Enrolled at start of month	59	24	52	0	56	44	12	17	56	71	30	0	0	58	50	0	24	553
Enrolled during the month	6	2	2	0	0	5	0	1	9	2	2	0	0	8	2	0	2	41
Removed From PAL Program																		
# Paroled	1	0	0	0	0	0	0	0	2	0	0	0	0	1	1	0	1	6
# Completed	1	2	0	0	0	2	1	0	0	0	0	0	0	5	2	0	1	14
# Withdrew	0	0	0	0	0	3	0	0	1	1	1	0	0	0	0	0	0	6
# Removed	3	0	0	0	0	0	0	0	1	0	2	0	0	2	1	0	0	9
# Transferred	0	0	0	0	0	1	0	5	1	0	0	0	0	0	0	0	0	7
Total Removed from PAL Program	5	2	0	0	0	5	2	0	9	2	3	0	0	8	4	0	2	42
Total Enrolled at the End of the Month	60	24	54	0	56	44	10	18	56	71	29	0	0	58	48	0	24	552
Volunteers in PAL																		
	5	0	9	0	7	0	14	7	28		6	0	0	8	4	0	6	94
Special Events:																		
	0	0	3	1	0	0	1	2	1		0	1	2	2	1	0	1	15

SECURUS VIDEO VISITATION REPORT JUNE 2024

AR-DOC SVV Activity Tracker

Total ADP **18,373**

Total Visits by Month	July	August	September	October	November	December	January	February	March	April	May	June
Total (Includes SuperMax)	6,547	6,122	5,921	5,863	5,126	7,065	5,986	5,858	6,750	6,045	6,256	6,557
Target Objective	15,587	15,587	15,587	15,587	15,587	15,587	15,587	15,587	15,587	15,587	15,587	15,587



Completed Visits

Site	Current Month	Previous Month
Benton	115	106
Cummins	434	388
Delta Regional	353	298
East Arkansas Regional	483	476
Ester	338	302
Grimes	624	553
J Aaron Hawkins Sr.	364	342
Tucker Max	295	295
Mcperson	354	383
Mississippi County WRC	47	57
North Central	572	581
NW Arkansas WRC	12	54
Ouachita River	712	561
Pine Bluff Re-Entry	51	54
Pine Bluff Complex	134	161
Randall L Williams	136	162
State Police Barracks	78	74
Texarkana Regional	19	21
Tucker Unit	348	356
Varner	776	727
Wrightsville Unit	312	305
Tucker Re-entry	0	0
Total:	6,557	6,256

Jun-24 May-24

Missed by Inmate

Site	Current Month	Previous Month
Benton	2	1
Cummins	13	15
Delta Regional	7	2
East Arkansas Regional	11	16
Ester	3	6
Grimes	11	12
J Aaron Hawkins Sr.	1	5
Tucker Max	6	28
Mcperson	11	7
Mississippi County WRC	4	3
North Central	8	15
NW Arkansas WRC	3	3
Ouachita River	18	34
Pine Bluff Re-Entry	1	4
Pine Bluff Complex	3	7
Randall L Williams	5	6
State Police Barracks	2	4
Texarkana Regional	0	3
Tucker Unit	3	6
Varner	22	28
Wrightsville Unit	3	7
Tucker Re-entry	0	0
Total:	137	212

Jun-24 May-24

SECURUS TABLET REPORT JUNE 2024

Agency Name	Personal Tablets (All)	0	5	Community / Inventory	Officer	Total
AR DOC - BENTON UNIT	343	101	242	207	8	558
AR DOC - CUMMINS UNIT	1,251	883	368	721	17	1,989
AR DOC - DELTA REGIONAL UNIT	442	274	168	147	20	609
AR DOC - EAST ARKANSAS REGIONAL UNIT	652	448	204	698	10	1,360
AR DOC - ESTER UNIT	564	386	178	300	20	884
AR DOC - GRIMES UNIT	700	415	285	770	14	1,484
AR DOC - J AARON HAWKINS SR CENTER FOR W	422	252	170	159	19	600
AR DOC - MCPHERSON UNIT	770	468	302	921	21	1,712
AR DOC - MISSISSIPPI COUNTY WORK RELEASE	187	47	140	171	9	367
AR DOC - NORTH CENTRAL UNIT	695	442	253	229	10	934
AR DOC - NW ARKANSAS WORK RELEASE CENTER	98	23	75	74	8	180
AR DOC - OUACHITA RIVER UNIT	1,265	804	461	700	14	1,979
AR DOC - PINE BLUFF RE-ENTRY CENTER	52	9	43	23	0	75
AR DOC - PINE BLUFF UNIT	390	273	117	189	9	588
AR DOC - RANDALL L WILLIAMS FACILITY	396	246	150	214	15	625
AR DOC - STATE POLICE BARRACKS	56	35	21	6	3	65
AR DOC - TEXARKANA REGION CORRECTION CEN	133	42	91	95	15	243
AR DOC - TUCKER MAXIMUM SECURITY UNIT	230	149	81	349	14	593
AR DOC - TUCKER RE-ENTRY CENTER	0	0	0	45	2	47
AR DOC - TUCKER UNIT	792	523	269	431	15	1,238
AR DOC - VARNER UNIT	843	611	232	493	21	1,357
AR DOC - WRIGHTSVILLE UNIT	613	420	193	616	9	1,238
	10,894	6,851	4,048	7,558	273	18,725

CONSTRUCTION BUDGET / STATUS REPORT - JULY 5, 2024 — [Page 1 of 2]

Fund	Project Description	Approved Budget	Actual Budget Spent	Available Budget	\$ % Complete	Construction % Complete	Notes
700483A Tucker Max Pre-cast Rec Yard Pens NDC0200		8,160,845	1,142,834	7,018,011	14%	13%	Final plans submitted to DBA for approval on pre-cast pens. The funds spent on this project is reflective of engineering fees and the material needed to construct the rec pen panels. Notice to proceed to WD&D was given on 3/4 as proposed. Awaiting approval letter from the Governor's office in order to proceed to bid at DBA.
700483A	Cummins Expanded Metal Rec Yard	368,617	72,760	295,857	20%	15%	We are constructing the panels on-site. Funds spent on this project is reflective of engineering fees spent against this portion of the overall project. This project is being finalized with the design team and will be submitted to DBA in the following the review and approval.
22V	Fire Suppression	941,252	321,029	620,223	34%	75%	Vendor has assessed all units and scheduling is being established. Parts have been ordered and on-hand. We are working with the vendor on scheduling their work with the remaining units.
7004820	Lethal Fence Control for Cummins, Varner SuperMax, Tucker Max, & EARU	1,490,000	1,147,494	342,506	77%	100%	Project is complete. Work completed on 4/17. Coseout documents processed.
7004810	Administrative East Roof Replacement	2,191,441	2,024,110	167,331	92%	100%	Project Scope has been completed. We are awaiting the manufacturer to have their site visit to issue the warranty. We are working with the WD&D and the contractor on liquidatable damages on exceeding days toward completion. Also, we are working with both parties to close out the insurance claims that were experienced during the project.
7004810	Central Warehouse Roof Replacement	385,816	243,877	141,940	63%	100%	
7004810	RLW Roof Replacement	2,722,743	2,377,140	345,602	87%	100%	
KBR4N98	Max Re-Entry Generator Project	135,000	16,635	118,365	12%	12%	Plans submitted to DBA. We have received our notice to proceed on this project. Funds spent are reflective of engineering fees and site work at location. Project on hold.
7004818	McPherson Renovation Project	1,800,000	86,989	1,713,011	5%	40%	Team is on-site and working on the demo plan. All of the documents have been submitted to DBA for review and approved. Project delayed on 2/26. Approval to resume project on 4/2. On schedule. Project is on schedule.
NDC0300	Mississippi County 50 Bed Expansion	2,300,000	104,678	2,195,322	5%	3%	The design firm has completed the final design for review. Documents are at DBA for the third time for review after comments satisfied by design firm. Fees are reflective of design fees allowed under the state contract. Worked with WD&D and work can be performed for \$1,900,000 of construction cost. Working with WD&D to present the documents to DBA for review.
7004811	Tucker Riot Gates	700,000	40,424	659,576	6%	4%	Documents are at DBA under review. Fees are reflective of design fees allowed under the state contract. Notice to proceed to bid issued on 3/7. Bid opening on 4/17 for this project. Project came in at \$469,371. Documents signed and delivered to DBA. Pre-construction meeting scheduled for 6/11/24 with selected vendor and team at Tucker.
7004812 Tucker School Project School Funds		3,000,000	134,067	2,865,933	4%	0%	Design and development phase of this project has been completed. DBA has reviewed the design and answers have been given to complete review. DBA preparing bid documents to be sent out for advertising. ALC reviewed on 1/26. New project estimate is \$4,500,000. Delivered by WD&D.
KBSHW18 Tucker Water Treatment ARPA 7004829		4,825,445	219,647	4,605,798	5%	4%	DBA issued our notice to proceed to bid on 1/22/2024. APRA has given authorization to advertise for bids. The funds spent on this project is reflective of engineering and design fees. Reviewed by ALC on 1/26. Documents sent over to DBA separating the project to bring the project within the allocated budget. Under review as of 6/4/2024.
509	Water Tower Repairs	475,000	10,819	464,181	2%	5%	Project documents have been reviewed by DBA. Working with contractors to procure services to make these repairs as soon as possible. Bid for the repairs for Cummins and EARU came back at \$25,000 that closed on 6/4/2024. DBA will be bidding the Varner tank based on the large scope of work to be performed on this element of the project.



CONSTRUCTION BUDGET / STATUS REPORT - JUNE 5, 2024 — [Page 2 of 2]

Fund	Project Description	Approved Budget	Actual Budget Spent	Available Budget	\$ % Complete	Construction % Complete	Notes
Telephone Projects							
Maintenance & Operations	AC All Units	100,000		100,000	0%	0%	repairing & replacing daily.
	ACA	100,000		100,000	0%	0%	Working with Central Office/AE, Max, TA, Grimes, McPherson, Cummins & ORCU
	ADA	10,000.00		10,000	0%	0%	on-going
	Boiler Fund	90,000		90,000	0%	0%	on-going
	Camera Equipment	400,000		400,000	0%	0%	cameras as requested/approved.
	Faststop	15,000		15,000	0%	0%	on-going
	Fire Alarm	41,000		41,000	0%	0%	on-going
	Gates and Fences	25,000		25,000	0%	0%	on-going
	Locks and Riot Gates	90,000		90,000	0%	0%	on-going
	Metal Ceilings	20,000		20,000	0%	0%	on-going
	Plumbing	100,000		100,000	0%	0%	on-going
	Stainless Steel	35,000		35,000	0%	0%	on-going
	Subtotal	\$ 1,026,000	\$ -	\$ 1,026,000			
Capital Projects FY 24 Carry Forward	Emergency Generator - All Units	100,000		100,000	0%	0%	on-going
	Roof Repair-Benton	714,200		714,200	0%	0%	Need repairs at Delta, Varner, Tucker Max and Tucker, Wrightsville, Pine Bluff, Cummins, NWAWR and McPherson.
	Roof Repair-Central Office						
	Roof Repair-Central Warehouse						
	Roof Repairs-Cummins						
	Construction/Maintenance						
	Roof Repairs-Delta						
	Roof Repairs-East Arkansas						
	Roof Repairs-Max						
	Roof Repair-Malvern						
	Roof Repair - McPherson						
	Roof Repair - PBU						
	Roof Repair - RLW						
	Roof Repairs-Tucker						
	Roof Repairs-Varner						
Roof Repairs-Wrightsville							
Subtotal	\$ 814,200	\$ -	\$ 814,200				
New Capital Projects	Wrightsville Camera Project	3,800,000	-	3,800,000	0%	0%	
	Flooring Project	300,000	-	300,000	0%	0%	
Subtotal	\$ 4,100,000	\$ -	\$ 4,100,000				
	Architect Fees 865C	30,000		30,000	0%		
	Total 865C	\$ 5,970,200	\$ -	\$ 5,970,200			
	Architect Fees 865	30,000		30,000	0%		

Notes Report has not been reconciled against Accountings Reconciled Reports.
Tolerance/Deviation is with in 1% of Projected Spending.