



DIVISION OF CORRECTION BOARD REPORT

July 2023

Dexter Payne
Director



POPULATION REPORT

RESEARCH/PLANNING

June 2023 Admissions and Releases – Admissions for June 2023 totaled **509** (428-males and 81-females) while releases totaled **431** (358-males and 73 females) for a net increase in-house of 78 inmates.

Inmate Population Growth/Projection – At the end of June 2023, the jurisdictional population for the Division of Correction totaled **18,213**, representing an increase of **565** inmates since the first of January 2023. At reporting time, calendar year 2023 has seen an average rate of **94** inmates per month, which is up from an average monthly increase of **52** inmates per month during calendar year 2022.

Average County Jail Backup – The backup in the county jails averaged **2,077** inmates per day during the month of June 2023, which was down from the per-day average of **2,191** inmates during the month of May 2023. Of the **2,077** average, short-term revocations accounted for **467** (377 males and 90 females) during the month. Please further note that the Average County Jail Back-up for FY23 is 1,853 which is up by 6.3% from FY22 average of 1,743.

House Bill 1530/Restrictive Housing (RH) - April 1, 2023 through June 30, 2023 –

- There was a 4.3% decrease in overall RH assignments during the second quarter of 2023 compared to the first quarter of 2023.
- There was a 20.3% decrease in the number of major disciplinarys this quarter.
- There was a slight increase in those aged 21 or younger, 55 or older and those with an SMI diagnosis who were held in RH, as compared to the first quarter.
- There was one suicide during the quarter and a slight increase in the number of suicide attempts compared to the first quarter.
- This quarter, there were five deaths of those who were housed in RH.
- There was no change in the number of inmates assigned to RH for Protective Custody compared to the previous quarter.

INSTITUTIONS

INMATE INSTITUTIONAL GRIEVANCES

Inmate Formal/Informal Grievances: During June, a total of 1,119 formal grievances and 1,602 informal grievances were filed at various units.

Institutional Grievances Appeals: There was a total of 402 appeals of institutional grievances received in June. Of those, 296 were acknowledged and 106 were rejected for various reasons. Of the total, 288 appeals answered, 286 had no merit and two had merit.

FARM DIVISION

June has proven to be a productive month for the farm division. Egg and milk productions are staying consistent despite the high temperatures. Rice, corn and soybean crops are all planted and looking good. Fertilization is complete and irrigation is in progress for the corn crops. The rice crops have a fungicide application to apply before fertilization is complete. Soybean crops are doing well and the farm managers are doing a good job keeping them weed free.

Fresh vegetables are being utilized and served in all the unit kitchens.

The Wrightsville and Cummins Units finished their first cutting of hay. A precise plan has been set to test the hay and haylage to ensure better quality of hay to increase the condition of cows during the winter period.

The wheat crop harvest was a downfall this year due to the cold temperatures and ice storm this winter in addition to the recent flood rains and a wet Spring hurting the quality of the crop. The crop was insured and we are waiting on final numbers from the insurance company.

WORK RELEASE RENT REPORT

Unit	June 2023
Benton Unit	\$111,044.00
Mississippi County Work Release	\$71,315.00
Northwest Arkansas Work Release	\$38,998.00
Pine Bluff Work Release	\$37,281.00
Texarkana Regional Corr. Ctr.	\$40,749.00
Wrightsville Hawkins Unit	\$25,313.00
Total	\$324,700.00

REGIONAL MAINTENANCE HOURS

Regional Maintenance Hours	June 2023
Benton Unit	5,290
Delta Regional Unit	4,272
East Arkansas Regional Unit	2,504
Grimes Unit	3,764
McPherson Unit	2,276
Mississippi County Work Release	2,160
North Central Unit	7,472
Ouachita River Correctional Unit	7,040
Randall L. Williams Unit	4,570
Texarkana Regional Corr. Ctr.	3,290
Tucker Unit	2,424
Varner Unit	4,932
Wrightsville Unit	3,960
Total Hours	53,954

WORKFORCE ALLIANCE FOR GROWTH IN THE ECONOMY (WAGE)

June 2023 Capacity: 120 Unit:	Participants	Status
Delta	16	Active
Ester	8	Active
Hawkins	0	No Report
McPherson	7	Active
North Central	0	Pending Next Class
Ouachita River	11	Active
Tucker	18	Active
Wrightsville	0	No Report
TOTAL		60

REENTRY

PROGRAMS - June 2023

Program Name	Beginning Count	Admitted	Removed	Graduated	End Count	Volunteer Hours
Juvenile Program* (RLW)	6	0	0	0*	6	0
Peer Recovery	0	0	0	0	0	0
Release	0	19	3	0	16	5
Veterans Program (Ester)	0	0	0	0	0	0
Veterans Program (EARU)	26	0	3	0	23	0
Lifer	0	0	0	0	0	0
TOTAL	32	13	6	0	45	5

*Juvenciles are transferred from the program once they reach the age of 18.

WRIGHTSVILLE-HAWKINS PATHWAY TO FREEDOM PROGRAM

June 2023 Capacity: 200	Beginning Count	Enrolled During the Month	Removed	End Count*
Wrightsville-Hawkins PTF	198	15	13	200

ADVANCED PRINCIPLES AND APPLICATIONS FOR LIFE PROGRAM (APAL)

June 2023 Capacity: 86	Beginning Count	Admissions During Mo.	Removed*	End Count
Ester	58	15	16	57
Hawkins	22	3	3	22
TOTAL	80	18	13	79

Advanced PAL is an 18-month reentry program that combines a pre-release curriculum with the PAL program.

*The "Removed" column indicates the number of participants who paroled, completed the program, withdrew from the program, transferred, or were removed from the program for another reason.

THINK LEGACY

June 2023 Capacity: 635 Unit	Beginning Count	Admitted	Graduated	Removed*	End Count
Cummins	33	0	0	7	26
Delta Regional	15	0	0	3	12
East Arkansas Regional	36	0	0	7	29
McPherson	39	0	0	5	34
North Central	29	0	0	5	24
Ouachita River	25	0	0	3	22
Tucker	15	0	0	2	13
Total	192	0	0	32	160

THINK LEGACY VOLUNTEER HOURS = 12

*The "Removed" column indicates the total number of participants who paroled, signed out, transferred, or were removed from the program for any other reason and are no longer in the barracks.

**COLLEGE REPORT
June 2023**

COLLEGE PROGRAM LOCATIONS	Beginning Count	Admissions During Mo.	Removed During Mo.	End Count	Staff Enrolled
Arkansas State University					
Grimes Unit	14	0	0	14	0
McPherson Unit	31	0	0	31	0
Ashland University					
North Central Unit	16	0	1	15	0
Mid-America Seminary College					
Varner Unit	36	0	0	36	0
Philander Smith College					
East Arkansas Regional Unit	38	14	6	46	0
Tucker Unit	14	9	0	23	0
Southeast Arkansas College					
Cummins Unit	21	0	1	20	0
Delta Unit	12	0	2	10	0
Varner Unit	27	0	0	27	0
Shorter College					
Hawkins Unit	20	0	5	15	0
Ouachita River Unit	21	1	3	19	0
Pine Bluff Complex	-	-	-	-	-
Texarkana Regional	14	3	5	12	0
Wrightsville Unit	30	0	10	20	0
TOTAL	294	27	33	288	0

- = Did Not Report

TRAINING

**DIVISION OF CORRECTION
TRAINING - June 2023**

BASIC TRAINING DIVISION –

BCOT Class 2023-G, led by instructor Major Joi Harris, graduated on June 23 with a total of 43 cadets.

The *Willis H. Sargent Award* recipient was Madison Vannattan of the Grimes Unit.

Academic Awards were presented to the following:

- 1st – Corey Bredwell, McPherson Unit
- 2nd – George Dogg Jr., Varner Unit
- 3rd TIE– Destiny Bishop, Maximum Security Unit and Koryn Davis, McPherson Unit

Recipients of *Physical Fitness Awards* were:

- 1st – Dorian Wilson, Ouachita River Unit
- 2nd – Jden Newburn, Ouachita River Unit
- 3rd – Luke Roper, Benton Work Release

IN-SERVICE DIVISION –

Classes held by the Training Academy during the month included:

- Honor Guard Training – 06/27 (1.5 hours); Instructor: Major Randy Shores – 7 participants

During the month of June 2023, the Training Academy held 1 class that totaled 10.5 hours with a total of 7 participants.

eCADEMY –

During June, 419 ADC employees completed a total of 6,619 hours of eCADEMY training.

**HEALTH/CORRECTIONAL
PROGRAMS**

**CHAPLAINCY SERVICES AND
COMMUNITY SPEAKING EVENTS**

All Facilities – Members of the Islamic Inmate Community observed the Eed al Adha holiday on June 28 with a meal and fellowship to honor the occasion.

Cummins Unit – The California based ministry group Cops Out Preaching Salvation, C.O.P.S., brought revival services to the Cummins Unit inmates June 2 – 4. The group brought six volunteers and over the three days ministered to 384 inmates.

East Arkansas Regional Unit – Calvary Baptist Church of West Memphis, AR hosted Senior Chaplain Parham, Chaplain McKinney, and Denominational Chaplain Dodson on June 8.

The chaplains gave a presentation on prison ministry to the West Memphis Ministerial Alliance.

Ester Unit – PAL and APAL held a graduation on June 9. The celebration saw 6 inmates from the PAL program and nine inmates from the APAL program graduate. Chaplain David Shockey was the Keynote speaker. Refreshments was prepared by the Ester kitchen supervisor, Captain Spear, for the graduates and volunteer staff to enjoy.

Hawkins Unit – The 18-weeks of Recovery Alive Process Group classes ended with a graduation on June 29, in the Hawkins visitation. Of the 25 inmates who graduated, 17 of those were APAL students. Special guest attendees were Superintendent D. Earl, Deputy Warden A. Emsweller, Major U. Fields, Captain T. Spencer, and several security officers. On June 27, 54 inmates attended a baptism and communion service. Fifteen Hawkins residents were baptized.

Maximum Security Unit – Max Chapel hosted a special service with the California group, Cops Out Preaching Salvation, attended by 28 inmates. The PAL program celebrated the four students that graduated on June 29 with a pizza party in the chapel.

McPherson Unit – A Kairos Retreat was held in the McPherson Chapel on June 9 with 103 inmates and 18 volunteers were in attendance.

Tucker Unit – The C.O.P.S Ministries led a revival service at the Tucker Unit on June 4. Five C.O.P.S. volunteers and 134 inmates were in attendance.

Wrightsville Unit – A one-night revival led by five volunteers with the C.O.P.S Ministry was attended by 78 inmates on June 28.

ACCREDITATION

Classes Taught:

- 06/14 ACA Managers Quarterly Meeting
- 06/22 BCOT

Fire/Safety and Sanitation Independent Audits Conducted by the Fire and Sanitation Coordinator:

- 06/07-06/09 Maximum Security Unit
- 06/27 Training Academy

VOLUNTEER SERVICES - June 2023

Program Name	Hours
Department Workforce (Ester)	3
Hunger Relief (Ester)	2
Storybook Project (McPherson)	3
Shebuild Project (McPherson)	3
Storybook Project (Ouachita River)	3
Total	14

MENTAL HEALTH SERVICES

Reduction of Sexual Victimization Program (RSVP) and Sex Offender Treatment Programs (SOFT):

June 2023	Capacity	Beginning Count	Completed	Removed	Admissions	End Count
RSVP	238	234	0	4	8	238
SOFT	30	11	2	1	2	10
Total	268	245	2	5	10	248

There are 1,131 males on the waiting list for RSVP and 14 females on the waiting list for SOFT who are within five years of their TE date. Of those, eight inmates are mandated by the Parole Board.

The average time on the waiting list from request is between one and two months for those stipulated.

*The total on the waiting list, including those not currently within the identified timeframe, is 1,518 males and 20 females. Of these, 1,145 are eligible and 393 are ineligible for the program. There are zero PREA inmate in the program at this time.

*Ineligibility is due to being in restrictive housing, having class IV status, or receiving a major disciplinary within the last 60 days.

Therapeutic Community (TC):

June 2023 Unit	Capacity	Beginning Count	Completed	Removed	Admissions	End Count
Tucker	62	60	6	4	7	57
Wrightsville	50	49	3	2	4	48
Total	112	109	9	6	11	105

There are 685 males and 223 females on the waiting list who are within 10 years of their release date. Of those, 12 are mandated by the Parole Board.

The average time on the waiting list from request is 21 days.

*The total on the waiting list, including those not currently within the identified timeframe, is 900 males and 250 females. Of these, 920 are eligible and 230 are ineligible for the program.

*Ineligibility is due to being in restrictive housing, having class IV status, or receiving a major disciplinary within the last 60 days.

MENTAL HEALTH SERVICES, *continued*

Substance Abuse Treatment Program (SATP):

June 2023 Unit	Capacity	Beginning Count	Completed	Removed	Admissions	End Count
Benton	20	20	2	2	3	19
Cummins	45	44	4	3	8	45
Maximum Security	4	3	0	0	0	3
Randall L. Williams	150	148	23	10	26	141
Wrightsville	100	100	22	8	29	99
Total	319	315	51	23	66	307

There are 2,121 males and 178 females on the waiting list who are within five years of their release date. Of those, 66 are mandated by the Parole Board.

The average time on the waiting list from request is 17 days.

*The total on the waiting list, including those not currently within the identified timeframe, is 2,932 males and 231 females. Of these, 2,365 are eligible and 798 are ineligible for the program.

*Ineligibility is due to being in restrictive housing, having class IV status, or receiving a major disciplinary within the last 60 days.

PILOT PROGRAM – Substance User Rehabilitation Services (SURS):

June 2023 Unit	Capacity	Beginning Count	Completed	Removed	Admissions	End Count
McPherson	150	147	21	8	31	149
Grimes	50	49	17	1	16	47
Total	200	196	38	9	47	196

Ouachita River Correctional Unit (ORCU) Residential Program Unit (RPU):

The RPU had three admissions and seven discharges in June for an end-of-month count of 116.

McPherson Unit Mental Health Residential Program Unit (RPU):

There were six admissions and six discharges in June for an end-of-month count of 40.

Habilitation Program:

The Habilitation Program at the Ouachita River Correctional Unit provided treatment services to 42 inmates in June. There were zero admissions and zero discharges, which resulted in an end-of-month count of 42.

Anger Management Treatment:

The Anger Management Treatment Program at the Cummins Unit did not provide treatment services to any inmates in June. There were no admissions or discharges, for an end-of-month count of zero.

Suicide:

There were 146 suicidal threats in June. There were 16 attempts, none of which resulted in death.

Staffing:

The following Mental Health Services and Substance Abuse Treatment Program (SATP) positions were vacant in May and June 2023:

Positions	FTEs*	May	June
Psychologists	9	6	7
Psychological Examiners	2	2	2
Social Workers	30	18	19
Licensed Professional Counselors	2	1	1
Rehab Facility Supervisors	3	1	1
Advisors	57	27	26
Substance Abuse Program Coord.	6	2	2
Substance Abuse Program Leaders	40	6	7
Administrative Specialists	14	1	3
Administrative Analyst	2	1	0
Rehab Program Managers	9	1	1

*FTE refers to authorized Full Time Equivalent positions.

ADDITIONAL MENTAL HEALTH AND MEDICAL INFORMATION, *continued*

Self-Study Classes:

Classes	Number of Participants	Number Completed	Waiting List
Anger Management	205	180	781
Thinking Errors	131	126	724
Substance Abuse Education	70	70	542
Communication Skills	109	109	833
Domestic Violence	55	55	185
Victims of Domestic Violence	18	18	112
Stress Management	112	112	781
Parenting	52	52	259

Outpatient:

There were 2,266 inmates on the mental health medical log at the beginning of June. Mental Health staff conducted the following contacts during the month:

Case Management Contacts	1,654
Requests for Interviews	241
Testing	0
Intakes	506
Unit Requests	1,327
Pre-Lockup Reviews	374
Routine Restrictive Housing Reviews	997
Restrictive Housing Rounds	16,709
PREA Evaluations	135
Routine Follow-up	947
834 Requests	56

County Mental Health Requests:

During June, there were 503 requests received of a mental health nature. Of those, one inmates was fast-tracked to ADC.

County Medical Health Requests:

During June, there were 921 requests received of a medical nature. A total of 14 inmates were fast-tracked to ADC.

Medical Contract Reimbursements:

Sanction reimbursements for ADC in April amounted to \$24,550.00.

Deaths:

There were 10 inmate deaths during the month of June. Four were claimed, six were cremated and claimed, zero were not claimed and zero are pending.

Wellpath:

See attachment for Wellpath’s report regarding outside beds and emergency room visits.

Medical Grievances:

In June, there were 120 appeals of medical grievances received and 179 appeals were answered. Seven were found to be with merit and one with merit but resolved.

SEX OFFENDER ASSESSMENT

Assessments Completed:

Risk Level	June	September 1999 through June 2023
Level 1	0	1,226
Level 2	15	9,349
Level 3	11	7,801
Level 4	1	752
Default 3	2	*
Total	29	19,128
*Default Level 3's are included in the total number of Level 3's to date.		

ACIC Numbers:

The total number of sex offenders registered from September 1999 through June 2023:

Compliant	8,873
Delinquent	1,422
Confined	3,597
Out-of-State	4,291
Address Unknown	163
Deported	209
Incapacitated	116
Out of USA	37
Total	18,708

Consistent with current Arkansas law, deceased offenders no longer remain on the registry.

PAWS IN PRISON

June 2023 Unit	Enrolled	Graduated	Foster	Volunteer Hours
Hawkins Unit	6	1	0	0
Maximum Security Unit	7	6	2	0
McPherson Unit	6	0	0	0
North Central Unit	4	0	0	0
Ouachita River Correctional Unit	5	3	0	0
Randall L. Williams Unit	4	1	0	8
Tucker Unit	10	4	1	0
Total	42	15	3	8

Completed Paws in Prison Training:

June 2023 Program Graduates	26
YTD Program Graduates	103
Total Graduates Since Inception (Dec 2011)	2,211
Dogs Currently in Foster (Graduated, but Not Adopted)	2
June 2023 Volunteer Hours	14
YTD Volunteer Hours	50

AGENCY HIGHLIGHTS

JUNE 2023

PROMOTIONS


Some of the security promotions during the month of June included:

Benton Unit

- Sgt. Terrance Williams
- Captain Darren Dill

Cummins Unit

- Field Sgt. John Hudson
- Sgt. Ronald Weast
- Sgt. TeErra Lee
- Sgt. Letonya Thomas



Captain Darren Dill

Hawkins Unit

- Sgt. Kangela Wells

Mississippi Co. WRC

- Sgt. Lakiesha James

Pine Bluff Unit

- Sgt. Mercury Clay
- Sgt. Rakeem Rice
- Cpl. Alesha Murray

Randall L. Williams Unit

- Lt. Donald Knight



Field Sgt. John Hudson

Texarkana Regional Correction Center

- Lt. April Jenkins
- Sgt. Mario Rivera

Varner Unit

- Lt. Quentin Baker
- Sgt. Edwina Sherman
- Lt. Shamond Pugh



Lt. Donald Knight

Transportation

- Lt. Jesse Beatty

Wrightville Unit

- Cpl. Makeyvia Goodwin
- Field Sgt. Garland Alexander
- Sgt. Tamisha Patton
- Sgt. Curtesha Lang

CAUDELL FAMILY HONORED IN ST. LOUIS

Sgt. Joshua Caudell and his family were honored at the Correctional Peace Officers Foundation Project 2000 XXXIV Annual Memorial Service on Friday, June 16.



PROGRAM SPECIALISTS BECOME CERTIFIED




Program Specialists Miranda Collins and Cozette Fuller became certified Thinking for a Change 4.0 (TC4) trainers through the National Institute of Corrections. These ladies are now

putting their knowledge to work and have started training other DOC Program Specialists to become TC4 facilitators. After the 8-week virtual and in-person training, participants will be able to present this evidence-based cognitive behavioral course to our incarcerated individuals.

TRAINING ACADEMY WELCOMES NEW CADETS

The ADC Training Academy welcomes 144 new cadets in the Basic Correctional Officer Training Class 2023-I.



REGIONAL MAINTENANCE PROJECT HIGHLIGHTS

JUNE 2023

Hot Spring Co. Sheriff's Office Project - Painting, Cleaning and Moving Furniture (Malvern)

Ouachita River Unit Regional Maintenance – June 8-12:



Arkansas Court of Appeals - Assembling Furniture (Little Rock)

Wrightsville Regional Maintenance – June 20:



2023 INFORMAL GRIEVANCE REPORT

Month	BENTON	HAWK/M	HAWK/F	WRTS	EARU & MX	GRIMES	RLW	MCWR	MCPH	MSU	NCU	PBU	NWA	TU	TRCC	VSMX	VU	CU & CMU	ORCU	Ester	DRU	TOTAL	
JAN	1	8	14	40	138	211	26	2	248	74	43	44	0	57	6	296	38	115	94	23	113	1,591	
FEB	4	2	14	62	123	238	22	1	256	52	56	38	0	60	1	250	37	150	74	35	77	1,552	
MAR	5	4	8	42	153	324	28	0	224	99	64	75	0	84	0	173	44	164	137	47	111	1,786	
APR	7	1	13	61	106	264	12	0	245	77	96	61	0	47	0	194	30	122	131	36	136	1,639	
MAY	6	4	13	46	168	214	21	0	272	138	87	41	0	42	1	151	56	86	112	27	148	1,633	
JUN	6	3	55	70	135	198	15	1	290	95	75	46	0	35	1	161	27	151	85	17	136	1,602	
JUL																						0	
AUG																							0
SEPT																							0
OCT																							0
NOV																							0
DEC																							0
TOTAL	29	22	117	321	823	1,449	124	4	1,535	535	421	305	0	325	9	1,225	232	788	633	185	721	9,803	

2023 FORMAL GRIEVANCE REPORT

Month	BENTON	HAWK/M	HAWK/F	WRTS	EARU & MX	GRIMES	RLW	MCWR	MCPH	MSU	NCU	PBU	NWA	TU	TRCC	VSMX	VU	CU & CMU	ORCU	Ester	DRU	TOTAL	
JAN	1	5	4	39	247	127	8	0	86	79	34	29	0	44	0	38	23	84	77	11	63	999	
FEB	2	6	3	51	212	163	13	0	83	77	37	22	0	38	0	119	19	100	72	15	41	1,073	
MAR	2	4	4	37	246	196	14	0	93	104	48	42	0	58	1	139	32	104	115	21	69	1,329	
APR	4	1	9	40	200	154	10	0	94	92	65	52	0	36	2	146	16	101	92	13	86	1,213	
MAY	3	0	5	31	284	127	8	0	97	91	57	28	0	24	0	114	36	69	93	11	68	1,146	
JUN	3	3	15	29	250	112	6	0	109	86	57	40	0	22	1	120	19	96	69	7	75	1,119	
JUL																							0
AUG																							0
SEPT																							0
OCT																							0
NOV																							0
DEC																							0
TOTAL	15	19	40	227	1,439	879	59	0	562	529	298	213	0	222	4	676	145	554	518	78	402	6,879	

Report includes Pine Bluff Reentry (PBR), Pine Bluff Unit (PBU) and Pine Bluff Work Release (PBW).

INMATE INSTITUTIONAL GRIEVANCE APPEAL REPORT - JUNE 2023

	Acknowledged	Rejected	Processed W/O Merit	Processed W/ Merit
Benton Unit	0	0	0	0
Benton Work Release	0	0	0	0
Cummins Unit	7	7	8	0
Cummins Modular Unit	0	0	0	0
Delta Regional Unit	27	7	21	0
East Arkansas Regional Unit	20	3	21	0
East Arkansas Regional Max Unit	83	13	38	0
Ester Unit	0	3	0	0
Grimes Unit	32	6	30	1
Maximum Security Unit	17	18	26	0
Tucker Re-Entry	0	0	0	0
McPherson Unit	8	6	16	0
McPherson Mental Health Residential Program Unit	0	0	0	0
Mississippi County Work Release Center	0	1	0	0
Northwest Arkansas Work Release Center	0	0	0	0
North Central Unit	9	2	28	0
Ouachita River Correctional Unit	7	5	5	0
ORCU Hospital	0	0	0	0
ORCU New Commitment	2	0	2	0
ORCU Mental Health Residential Program Unit	1	0	1	0
Pine Bluff Unit	5	6	7	0
Pine Bluff Re-Entry	0	0	0	0
Randall L. Williams Correctional Facility	1	1	5	0
Texarkana Regional Correctional Center	0	0	0	0
Tucker Unit	6	0	9	0
Varner Super Max	47	21	51	1
Varner Unit	10	6	7	0
Wrightsville Unit	9	0	10	0
Hawkins Center	5	1	1	0
Hawkins for Males	0	0	0	0
Hawkins SPU				
Total	296	106	286	2

ADMISSIONS AND RELEASES – JUNE 2023

<u>Admissions</u>	<u>Male</u>	<u>Female</u>	<u>Total</u>
Asian	2	0	2
Black	147	23	170
Caucasian	266	55	321
Hispanic	12	2	14
Native American Indian	1	1	2
Native Hawaiian or Pacific Island	0	0	0
Other	0	0	0
Total	428	81	509

<u>Releases</u>	<u>Male</u>	<u>Female</u>	<u>Total</u>
Asian	1	0	1
Black	104	11	115
Caucasian	242	57	299
Hispanic	10	2	12
Native American Indian	0	3	3
Native Hawaiian or Pacific Island	1	0	1
Other	0	0	0
Total	358	73	431

ADC INMATE POPULATION GROWTH 2000-2028 - JUNE 2023

Mo.	2000	2001	2002	2003	2004	2005	2006	2007	2008	2009	2010	2011	2012	2013	2014	2015	2016	2017	2018	2019	2020	2021	2022	2023
Jan.	11,984	11,908	12,402	13,015	13,105	13,595	13,481	13,839	14,518	14,796	15,334	16,312	15,134	14,815	17,481	18,142	17,785	17,824	18,201	17,958	17,989	16,119	17,154	17,682
Feb.	12,169	12,022	12,529	13,054	13,166	13,783	13,633	14,012	14,603	14,883	15,374	16,209	14,990	15,008	17,438	18,082	17,625	17,608	17,998	17,846	18,181	16,120	17,077	17,814
March	12,006	12,033	12,299	13,108	13,088	13,418	13,534	13,772	14,580	14,843	15,290	16,095	14,964	14,665	17,395	18,233	17,573	17,666	18,089	17,898	17,860	16,085	16,992	18,075
April	12,069	12,167	12,465	13,213	13,323	13,469	13,554	13,851	14,769	14,937	15,570	16,172	15,124	14,850	17,604	18,703	17,815	17,798	18,227	17,977	17,331	16,250	17,059	18,206
May	12,109	12,384	12,558	13,463	13,556	13,528	13,711	14,146	14,880	15,146	15,694	16,062	15,132	15,074	17,593	18,693	17,769	17,652	17,945	17,817	16,694	16,476	17,229	18,267
June	12,005	12,108	12,439	13,418	13,389	13,251	13,430	13,915	14,700	15,025	15,564	15,554	14,832	14,825	17,340	18,813	17,973	17,963	17,972	17,942	16,552	16,560	17,129	18,213
July	12,030	12,190	12,622	13,509	13,528	13,286	13,560	14,082	14,868	15,195	15,807	15,519	14,879	15,379	17,522	18,870	18,130	18,180	18,005	18,002	16,511	16,638	17,109	
August	12,087	12,371	12,815	13,565	13,632	13,419	13,646	14,224	15,100	15,385	15,829	15,240	14,675	16,103	17,549	18,806	17,919	18,051	17,751	18,090	16,367	16,655	17,274	
September	11,983	12,289	12,774	13,341	13,516	13,237	13,652	14,217	14,850	15,285	16,025	15,172	14,724	16,412	17,605	18,549	18,026	18,179	17,865	17,856	16,215	16,698	17,432	
October	12,119	12,348	12,942	13,341	13,584	13,363	13,775	14,349	14,836	15,381	16,311	15,271	14,856	16,993	17,880	18,430	18,127	18,348	17,943	17,947	16,311	16,821	17,480	
November	12,094	12,408	13,162	13,408	13,706	13,587	13,913	14,437	15,025	15,340	16,460	15,205	14,625	17,168	17,848	17,981	17,573	17,973	17,666	18,060	16,165	16,982	17,521	
December	11,856	12,333	12,845	13,106	13,470	13,338	13,728	14,315	14,716	15,199	16,204	15,062	14,654	17,235	17,874	17,707	17,537	18,078	17,799	17,759	16,094	17,023	17,648	
Net Ann. Inc.	29	477	512	261	364	-132	390	587	401	483	1,005	-1,142	-408	2,581	639	-167	-170	541	-279	-40	-1,665	929	625	565
Avg. Mo. Inc.	2	40	43	22	30	-11	33	49	33	40	84	-95	-34	215	53	-14	-14	45	-23	-3	-139	77	52	94

Population is total jurisdictional count at end of each month. Population at end of month December 1999 was 11,827.
 Average monthly population increased for past fifteen years 2008 - 2022 is 18
 Average monthly population increased for past ten years Jan. 2013 - Dec 2022 is 25
 Average monthly population decreased for past five years 2018 - 2022 is -7

Projected at Growth of 18 per Month

Mo.	2008	2009	2010	2011	2012	2013	2014	2015	2016	2017	2018	2019	2020	2021	2022	2023	2024	2025	2026	2027	2028	2029
	Actual	Actual	Actual	Actual	Actual	Actual	Actual	Actual	Actual	Actual	Actual	Actual	Actual	Actual	Actual	Actual/Proj	Proj.	Proj.	Proj.	Proj.	Proj.	Proj.
January	14,518	14,796	15,334	16,312	15,134	14,815	17,481	18,142	17,785	17,824	18,201	17,958	17,989	16,119	17,154	17,682	18,339	18,555	18,771	18,987	19,203	19,419
February	14,603	14,883	15,374	16,209	14,990	15,008	17,438	18,082	17,625	17,608	17,998	17,846	18,181	16,120	17,077	17,814	18,357	18,573	18,789	19,005	19,221	19,437
March	14,580	14,843	15,290	16,095	14,964	14,665	17,395	18,233	17,573	17,666	18,089	17,898	17,860	16,085	16,992	18,075	18,375	18,591	18,807	19,023	19,239	19,455
April	14,769	14,937	15,570	16,172	15,124	14,850	17,604	18,703	17,815	17,798	18,227	17,977	17,331	16,250	17,059	18,206	18,393	18,609	18,825	19,041	19,257	19,473
May	14,880	15,146	15,694	16,062	15,132	15,074	17,593	18,693	17,769	17,652	17,945	17,817	16,694	16,476	17,229	18,267	18,411	18,627	18,843	19,059	19,275	19,491
June	14,700	15,025	15,564	15,554	14,832	14,825	17,340	18,813	17,973	17,963	17,972	17,942	16,552	16,560	17,129	18,213	18,429	18,645	18,861	19,077	19,293	19,509
July	14,868	15,195	15,807	15,519	14,879	15,379	17,522	18,870	18,130	18,180	18,005	18,002	16,511	16,638	17,109	18,231	18,447	18,663	18,879	19,095	19,311	19,527
August	15,100	15,385	15,829	15,240	14,675	16,103	17,549	18,806	17,919	18,051	17,751	18,090	16,367	16,655	17,274	18,249	18,465	18,681	18,897	19,113	19,329	19,545
September	14,850	15,285	16,025	15,172	14,724	16,412	17,605	18,549	18,026	18,179	17,865	17,856	16,215	16,698	17,432	18,267	18,483	18,699	18,915	19,131	19,347	19,563
October	14,836	15,381	16,311	15,271	14,856	16,993	17,880	18,430	18,127	18,348	17,943	17,947	16,311	16,821	17,480	18,285	18,501	18,717	18,933	19,149	19,365	19,581
November	15,025	15,340	16,460	15,205	14,625	17,168	17,848	17,981	17,573	17,973	17,666	18,060	16,165	16,982	17,521	18,303	18,519	18,735	18,951	19,167	19,383	19,599
December	14,716	15,199	16,204	15,062	14,654	17,235	17,874	17,707	17,537	18,078	17,799	17,759	16,094	17,023	17,648	18,321	18,537	18,753	18,969	19,185	19,401	19,617
Net Ann. Inc.	401	483	1,005	-1,142	-408	2,581	639	-167	-170	541	-279	-40	-1,665	929	625	673	216	216	216	216	216	216
Ave. Mo. Inc.	33	40	84	-95	-34	215	53	-14	-14	45	-23	-3	-139	77	52	56	18	18	18	18	18	18

FISCAL YEAR 2023 COUNTY JAIL BACKUP - JUNE 2023

DAY	Jul-22	Aug-22	Sep-22	Oct-22	Nov-22	Dec-22	Jan-23	Feb-23	Mar-23	Apr-23	May-23	Jun-23
1	1,515	1,551	1,671 *	1,781	1,673	1,808 *	1,870	1,809	1,867 *	2,059	2,224	2,136
2	* 1,515	1,507	1,683 *	1,781	1,692	1,833	1,863	1,807	1,854 *	2,059	2,215	2,134
3	* 1,515	1,538 *	1,683	1,780	1,710 *	1,833	1,863	1,827	1,903	2,057	2,216 *	2,134
4	1,528	1,538 *	1,683	1,791	1,721 *	1,833	1,814 *	1,827 *	1,903	2,061	2,210 *	2,134
5	1,528	1,573	1,687	1,758 *	1,721	1,817	1,794 *	1,827 *	1,903	2,060	2,220	2,118
6	1,527 *	1,573	1,686	1,762 *	1,721	1,784	1,767	1,880	1,928	2,070 *	2,220	2,112
7	1,554 *	1,573	1,725	1,771	1,740	1,789 *	1,767	1,896	1,936	2,042 *	2,220	2,122
8	1,551	1,556	1,717 *	1,771	1,736	1,814 *	1,767	1,876	1,872 *	2,042	2,199	2,110
9	* 1,551	1,550	1,742 *	1,771	1,760	1,786	1,781	1,826	1,909 *	2,042	2,194	2,125
10	* 1,551	1,548 *	1,742	1,797	1,806 *	1,786	1,746	1,809	1,920	2,077	2,170 *	2,125
11	1,528	1,587 *	1,742	1,751	1,806 *	1,786	1,750 *	1,809 *	1,920	2,087	2,196 *	2,125
12	1,538	1,604	1,774	1,770 *	1,806	1,783	1,762 *	1,809 *	1,920	2,109	2,222	2,088
13	1,522 *	1,604	1,800	1,738 *	1,806	1,814	1,773	1,844	1,935	2,128 *	2,222	2,091
14	1,534 *	1,604	1,771	1,721	1,805	1,793 *	1,773	1,812	1,931	2,145 *	2,222	2,061
15	1,533	1,620	1,768 *	1,721	1,785	1,822 *	1,773	1,832	1,951 *	2,145	2,221	2,060
16	* 1,533	1,638	1,766 *	1,721	1,798	1,821	1,793	1,795	1,962 *	2,145	2,206	2,078
17	* 1,533	1,636 *	1,766	1,718	1,791 *	1,821	1,793	1,797	1,993	2,167	2,219 *	2,078
18	1,510	1,665 *	1,766	1,728	1,765 *	1,821	1,779 *	1,797 *	1,993	2,161	2,196 *	2,078
19	1,525	1,636	1,802	1,689 *	1,765	1,805	1,773 *	1,797 *	1,993	2,171	2,222	2,031
20	1,539 *	1,636	1,845	1,709 *	1,765	1,823	1,769	1,826	1,989	2,153 *	2,222	2,040
21	1,541 *	1,636	1,876	1,710	1,780	1,822 *	1,769	1,826	2,023	2,186 *	2,222	2,061
22	1,587	1,669	1,872 *	1,710	1,805	1,828 *	1,769	1,842	2,032 *	2,186	2,206	2,044
23	* 1,587	1,651	1,853 *	1,710	1,815	1,836	1,767	1,833	2,022 *	2,186	2,193	2,044
24	* 1,587	1,687 *	1,853	1,692	1,805 *	1,836	1,736	1,868	2,031	2,191	2,153 *	2,044
25	1,574	1,710 *	1,853	1,681	1,805 *	1,836	1,769 *	1,868 *	2,031	2,202	2,129 *	2,044
26	1,590	1,690	1,806	1,704 *	1,805	1,835	1,781 *	1,868 *	2,031	2,195	2,126	2,020
27	1,566 *	1,690	1,800	1,671 *	1,805	1,836	1,774	1,889	2,045	2,182 *	2,126	2,011
28	1,540 *	1,690	1,812	1,676	1,804	1,860 *	1,774	1,852	2,058	2,190 *	2,126	2,011
29	1,525	1,671	1,804 *	1,676	1,808	1,851 *	1,774		2,074 *	2,190	2,138	2,002
30	* 1,525	1,655	1,781 *	1,676	1,749	1,870	1,812		2,086 *	2,190	2,138	2,053
31	* 1,525	1,652		1,696		1,870	1,808		2,059		2,141	
Avg Daily Backup	1,541	1,617	1,771	1,730	1,772	1,821	1,784	1,834	1,970	2,129	2,191	2,077

Notes: Totals do not include 309 Contracts in County Jails (maximum of 336)

County Jail Back-up for June 2023 - 2,077

County Jail Back-up Fiscal Year Average 2023 - 1,853

Short-Term Revocation Program Average for June 2023 - 467

Short-Term Revocation Program Fiscal Year Average 2023 - 510

STTG UNIT COUNTS – JUNE 2023

Unit	Beginning Total	Confirmed	Suspected	In	Out	Paroled	Removed	Ending Total	Total Unit Population	Unit % of STTG's
Benton	82	1	0	14	5	3	0	89	329	27.05%
Cummins	668	1	0	54	41	7	0	675	2,004	33.68%
Delta	202	1	0	14	14	0	0	203	619	32.79%
EARU	705	0	0	35	22	8	0	710	1,643	43.21%
Ester	111	0	0	42	9	8	0	136	565	24.07%
Grimes	376	0	0	19	11	9	0	375	1,087	34.50%
Hawkins	51	0	0	0	3	0	0	48	448	10.71%
Max	274	0	0	19	4	3	1	285	573	49.74%
Mcperson	48	0	0	1	0	0	0	49	1,052	4.66%
MCWR	47	0	0	0	1	0	0	46	172	26.74%
NCU	274	1	0	21	18	9	0	269	870	30.92%
NWAWR	24	0	0	0	1	0	0	23	100	23.00%
ORCU	309	0	0	39	15	13	0	320	1,566	20.43%
ORCU Intake	89	124	0	0	118	0	0	95	287	33.10%
Pine Bluff	167	0	0	21	18	3	0	167	610	27.38%
RLW	200	0	0	35	29	8	0	198	547	36.20%
TWR	41	0	0	6	3	0	0	44	132	33.33%
Tucker	206	0	0	10	7	5	0	204	620	32.90%
Varner	720	0	0	57	45	2	0	730	1,689	43.22%
Wrightsville	302	0	0	16	5	9	0	304	855	35.56%
Total	4,896	128	0	403	369	87	1	4,970	15,768	31.52%

ORCU Intake brought in 124 new STTG members into ADC last month.

STTG DISCIPLINARY REPORT – JUNE 2023

Unit	STTG Incidents	STTG Suspected Incidents	Total Unit Disciplinary	Disciplinary Involving STTG	Percentage
Benton	0	0	13	3	23.08%
Cummins	0	0	319	165	51.72%
Delta	0	0	93	60	64.52%
EARU	0	0	275	153	55.64%
Easter	0	0	17	5	29.41%
Grimes	2	0	310	143	46.13%
Hawkins	0	0	1	0	0.00%
Max	0	0	79	48	60.76%
Mcperson	0	0	218	15	6.88%
MCWR	0	0	1	0	0.00%
NCU	0	0	119	81	68.07%
NWAWR	0	0	1	0	0.00%
ORCU	0	0	158	56	35.44%
ORCU Intake	0	0	3	1	33.33%
Pine Bluff	0	0	62	27	43.55%
RLW	0	0	107	43	40.19%
TWR	0	0	11	4	36.36%
Tucker	0	0	77	35	45.45%
Varner	0	0	182	98	53.85%
Wrightsville	0	0	178	89	50.00%
Total	2	0	2,224	1,026	46.13%

STTG COUNTS BY STTG SET – JUNE 2023

STTG Set	Benton	Cummins	Delta	EARU	Ester	Grimes	Hawkins	Max	Mcpherson	MCWR	NCU	NWAWR	ORCU	Intake	PB	RLW	TWR	Tucker	Varner	Wrightsville	Total
Asian	1	1	1	0	2	0	0	0	0	0	0	0	1	0	0	2	0	0	1	0	9
Bloods	20	147	32	147	18	77	5	60	4	4	39	4	48	18	28	34	8	29	160	54	936
Crips	11	79	27	91	19	39	9	43	4	5	31	2	31	13	21	16	2	20	106	39	608
Folk	5	65	0	58	30	36	11	31	1	1	10	8	18	10	8	7	3	11	80	21	414
GD	16	152	17	182	4	81	1	65	13	12	72	0	79	3	30	52	14	56	150	66	1,065
Mexican	3	23	7	18	4	14	1	5	2	4	8	1	12	1	9	8	0	7	24	11	162
Motorcycle	0	3	1	1	0	0	0	2	1	0	3	0	2	0	1	0	0	0	2	2	18
Other	6	21	16	20	6	8	3	8	4	1	13	0	25	4	6	11	1	7	16	10	186
People	1	21	9	29	2	18	2	18	3	1	12	0	10	7	10	8	1	9	14	10	185
Unknown	0	15	5	6	3	1	1	2	0	0	1	0	0	0	1	0	1	2	6	10	54
W/S	14	66	55	50	46	47	6	7	7	10	33	3	50	22	34	28	5	28	78	35	624
AB	0	8	2	8	0	3	1	1	1	1	6	2	3	0	0	4	1	2	18	6	67
AC	1	8	7	14	1	6	0	4	2	1	2	1	4	2	0	3	1	6	12	4	79
NAE	5	35	10	36	0	19	1	16	5	4	16	1	18	8	6	11	3	10	28	10	242
WAR	6	31	14	50	1	26	7	23	2	2	23	1	19	7	13	14	4	17	35	26	321
Total	89	675	203	710	136	375	48	285	49	46	269	23	320	95	167	198	44	204	730	304	4,970

Key:

GD = Gangster Disciples

W/S = White Supremacist

NAE = New Aryan Empire

WAR = White Aryan Resistance

AC = Aryan Circle

AB = Aryan Brotherhood

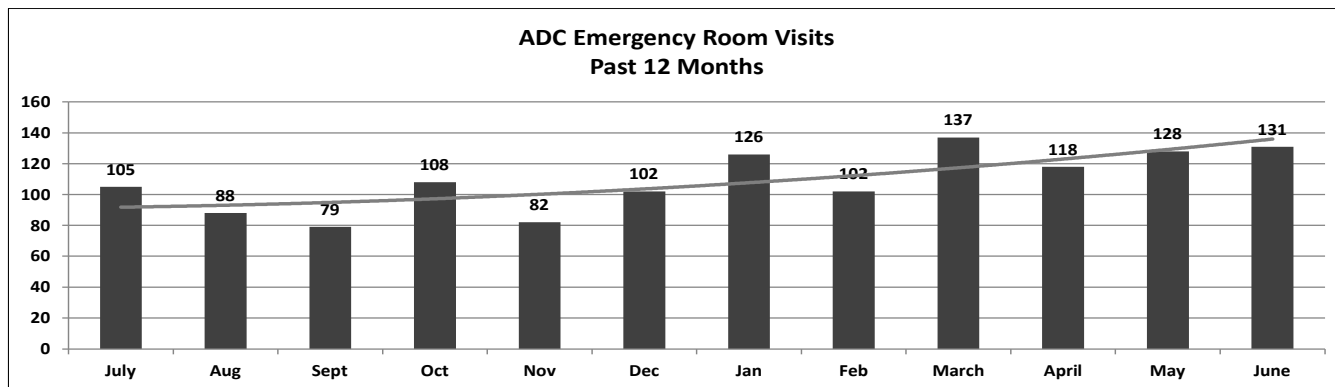
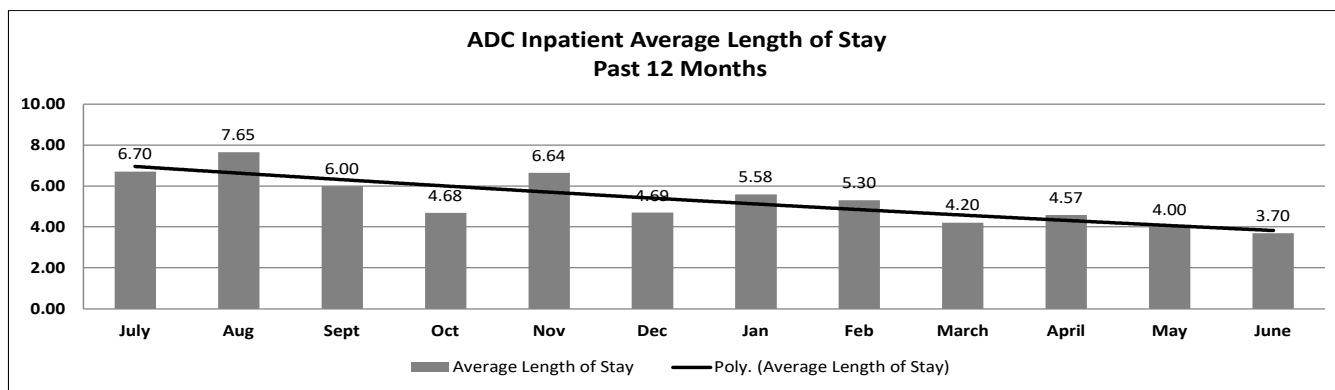
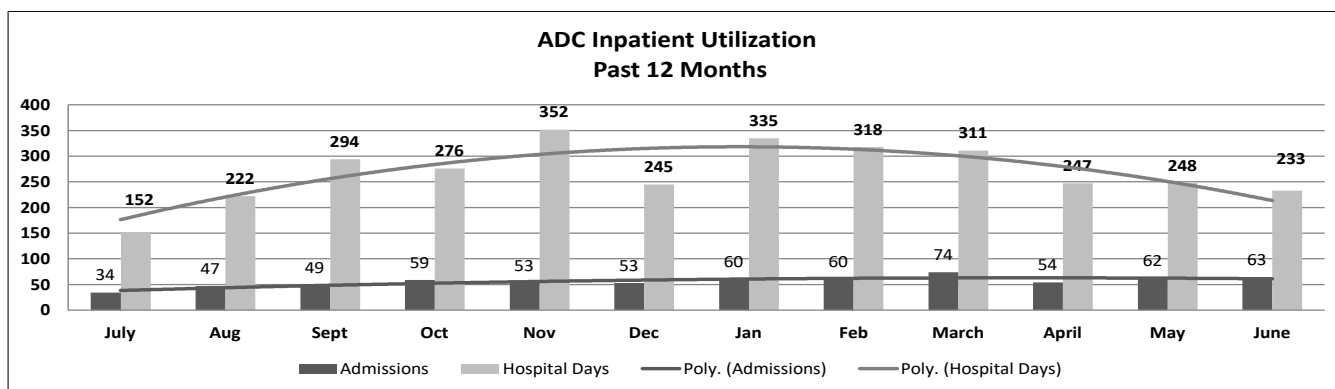
ADC INPATIENT AND EMERGENCY ROOM UTILIZATION

ADC Inpatient Statistics Past 12 Months

	2022						2023						Average
	July	Aug	Sept	Oct	Nov	Dec	Jan	Feb	March	April	May	June	
Admissions	34	47	49	59	53	53	60	60	74	54	62	63	55.7
Hospital Days	152	222	294	276	352	245	335	318	311	247	248	233	269.4
Average Length of Stay	6.70	7.65	6.00	4.68	6.64	4.69	5.58	5.30	4.20	4.57	4.00	3.70	4.84

ADC ER Visits Past 12 Months

	2022						2023						Average
	July	Aug	Sept	Oct	Nov	Dec	Jan	Feb	March	April	May	June	
Emergency Room Visits	105	88	79	108	82	102	126	102	137	118	128	131	108.8



MEDICAL GRIEVANCE BOARD REPORT - JUNE 2023

Unit	Acknowledged/Received	Rejected	Reviewed & Signed by Dep Director	With Merit	With Merit, but Resolved	% With Merit	Without Merit
Benton	0	0	0	0	0	0.00%	0
CMU	0	0	2	0	0	0.00%	2
Cummins	10	1	13	0	0	0.00%	13
Delta	3	1	4	0	0	0.00%	4
EARU	15	0	26	0	0	0.00%	26
EARU Max	11	0	17	1	0	5.88%	16
Ester	1	1	2	0	0	0.00%	2
Grimes	10	3	20	0	1	5.00%	19
Hawkins	0	0	0	0	0	0.00%	0
McPherson	6	0	15	0	0	0.00%	15
MCWRC	0	0	0	0	0	0.00%	0
MSU	13	0	21	3	0	14.29%	18
North Central	4	1	4	0	0	0.00%	4
NWAWRC	0	0	0	0	0	0.00%	0
Ouachita	14	4	19	1	0	5.26%	18
Pine Bluff	1	0	6	0	0	0.00%	6
Randall L. Williams	0	2	1	0	0	0.00%	1
SNN	0	0	1	0	0	0.00%	1
TRCC	0	0	0	0	0	0.00%	0
Tucker	3	0	4	0	0	0.00%	4
Varner	4	1	5	1	0	20.00%	4
Varner Super Max	23	3	15	1	0	6.67%	14
WRU	2	0	4	0	0	0.00%	4
WHM	0	0	0	0	0	0.00%	0
WWR	0	0	0	0	0	0.00%	0
Total	120	17	179	7	1	4.47%	171

CHAPLAINCY

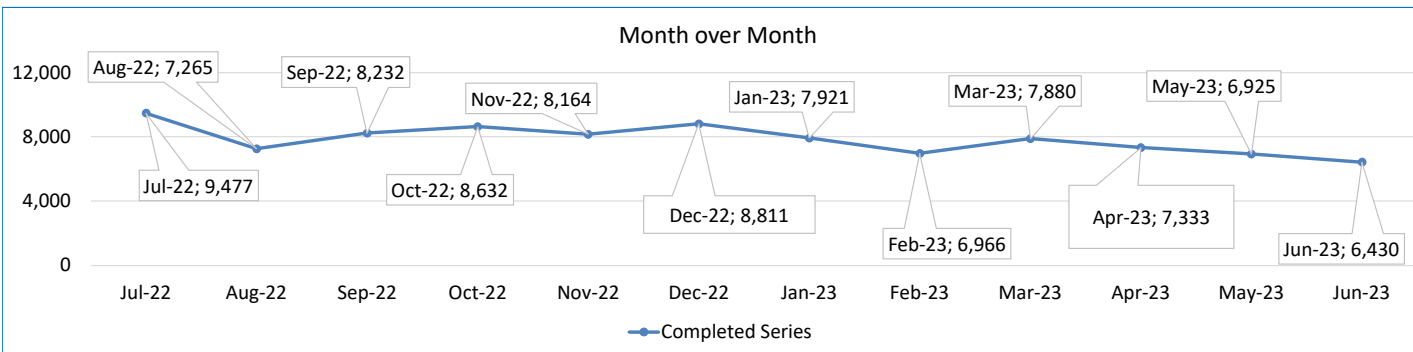
Month: June Year: 2023	CUMMINS	DELTA REGIONAL	EAST ARKANSAS	EAST ARKANSAS MAX	ESTER	GRIMES	HAWKINS	MAXIMUM	MCPHERSON	NORTH CENTRAL	OUACHITA RIVER	PINE BLUFF	RANDALL L. WILLIAMS	TUCKER	VARNER	VARNER MAX	WRIGHTSVILLE	TOTAL
Services Chaplains Oversaw																		
Christian																		
Population	6	6	4	0	4	0	1	3	8	10	5	4	4	5	13	0	1	74
Segregation	0	0	0	0	0	0	0	3	0	0	0	0	0	0	0	0	0	3
Muslim																		
Population	2	5	3	0	4	5	0	4	5	4	5	4	4	0	5	0	0	50
Segregation	0	0	0	0	0	0	0	4	0	0	0	0	0	0	0	0	0	4
131																		
Volunteers in Charge																		
Protestant	14	0	11	0	14	4	7	10	16	3	8	9	7	16	0	0	12	131
Catholic	2	1	0	0	0	0	4	0	2	4	3	0	0	1	3	0	4	24
Muslim	0	0	1	0	0	0	1	2	5	0	0	2	0	0	0	0	3	14
Other	8	0	4	0	1	0	0	3	7	0	1	0	0	0	6	0	0	30
Baptism	0	0	0	0	0	0	15	0	0	0	9	0	0	8	2	0	0	34
Marriages																		
	0	0	0	0	1	0	0	0	0	0	1	0	0	0	0	0	0	2
Distributed by Chaplains																		
Greeting Cards	20	62	0	0	20	126	0	40	0	80	45	47	51	75	32	321	10	929
Bibles, Quran, Torah, Etc.	23	26	27	26	28	21	25	6	52	30	175	16	9	6	16	14	20	520
Study Course	0	0	72	92	53	3	50	5	11	0	31	31	4	23	0	0	0	375
Writing Supplies	0	0	0	0	25	130	100	37	94	0	500	0	0	10	0	0	0	896
Literature	1,400	115	878	744	135	272	250	28	161	588	425	163	24	265	1,107	82	250	6,887
Chaplain's Visits																		
Barracks	75	16	26	0	16	65	20	11	128	48	66	140	46	86	52	49	18	862
Approximate Hours Spent in Barracks	55	20	4	0	7	15	1	4	33	14	33	14	32	21	13	12	25	303
Inmate Office visits	39	172	39	0	47	87	46	8	15	95	67	17	18	149	70	0	16	885
Other Office visits	14	21	12	2	8	33	10	10	12	12	62	47	5	30	56	6	6	346
Hospital	1	0	0	0	0	0	0	0	0	0	15	0	0	0	0	0	1	17
Infirmery/Sick Call	4	2	2	0	4	6	0	10	5	4	9	3	3	2	3	1	3	61
Restrictive/Punitive Housing	10	3	0	14	4	8	5	9	12	4	9	2	4	12	19	19	3	137
PC - DRU		3																3
Visitation Days	0	0	0	0	0	0	0	1	0	0	0	0	0	0	0	0	0	1
Volunteer Visits																		
RCV	0	0	0	0	0	4	5	0	6	0	0	11	0	0	0	0	0	26
OCV	10	1	7	0	6	0	6	24	23	25	2	2	6	30	0	0	13	155
Spiritual Advisor	0	0	0	0	0	0	0	0	0	0	0	0	0	0	0	0	0	0
CRA	39	1	45	4	10	47	81	38	51	11	44	10	9	110	23	13	30	566
Religious Volunteer Hours																		
Volunteer Hours	84	0	132	6	18	175	92	126	202	504	134	49	23	333	71	47	60	2,056
Denominational/Volunteer Chaplain Hours	18	2	0	0	20	12	63	16	51	251	30	30	0	33	20	16	9	571
2,627																		
Other Activities of Chaplain																		
Counseled Employees	5	20	11	0	7	3	6	2	4	6	23	5	4	22	75	0	5	198
Orientation Sessions	3	0	0	0	0	0	0	0	0	3	0	0	0	0	0	0	0	6
Free World Devotions	0	0	3	0	4	13	0	1	13	0	5	0	0	3	14	0	0	56
Spoke in Churches	16	4	5	0	2	1	0	1	1	0	3	1	0	4	14	0	2	54
Crisis Intervention Sessions	18	8	1	0	0	1	3	3	1	5	13	12	9	3	6	3	4	90
Marriage Counseling	0	0	0	0	0	1	0	0	0	1	2	0	0	0	0	0	0	4
Denominational Meeting	0	0	1	0	1	0	0	0	1	0	0	0	0	0	0	0	0	3
Chaplain's Meeting	2	1	1	0	1	2	2	1	1	1	1	0	1	1	2	0	0	17
Volunteer Training Session	0	0	1	0	0	0	0	1	0	2	0	1	0	1	0	0	0	6
Chaplain Transfers																		
	0	0	0	0	0	0	0	0	0	0	0	0	0	0	1	0	0	1
Chaplain Promotions																		
	0	0	0	0	0	0	0	0	0	0	0	0	0	0	0	0	0	0
PAL PROGRAM																		
Enrolled at start of month	60	23	48	0	58	47	22	22	55	66	29	0	0	58	50	0	25	563
Enrolled during the month	7	2	4	0	15	4	3	0	10	4	8	0	0	7	4	0	0	68
Removed From PAL Program																		
# Paroled	1	1	1	0	0	0	2	0	1	1	0	0	0	2	0	0	0	9
# Completed	3	1	0	0	15	0	0	4	2	0	2	0	0	6	3	0	0	36
# Withdrew	0	0	0	0	0	1	0	0	4	2	0	0	0	2	0	0	0	9
# Removed	3	0	3	0	0	0	0	0	0	1	0	0	0	0	0	0	0	7
# Transferred	0	0	0	0	1	0	1	0	2	0	1	0	0	0	1	0	0	6
Total Removed from PAL Program	7	2	4	0	16	1	3	4	9	4	3	0	0	10	4	0	0	67
Total Enrolled at the End of the Month	60	23	48	0	57	50	22	18	56	66	34	0	0	55	50	0	25	564
Volunteers In PAL																		
	11	0	10	0	5	8	14	7	13	12	4	0	0	7	0	0	5	96
Special Events:																		
	2	1	2	1	2	1	3	3	2	1	1	1	1	2	1	1	2	27

SECURUS VIDEO VISITATION REPORT JUNE 2023

AR-DOC SVV Activity Tracker

Total ADP 15,869

Total Visits by Month	Jul-22	Aug-22	Sep-22	Oct-22	Nov-22	Dec-22	Jan-23	Feb-23	Mar-23	Apr-23	May-23	Jun-23
Total (Includes SuperMax)	9,477	7,265	8,232	8,632	8,164	8,811	7,921	6,966	7,880	7,333	6,925	6,430
Target Objective	15,587	15,587	15,587	15,587	15,587	15,587	15,587	15,587	15,587	15,587	15,587	15,587



Completed Visits

Site	Current Month	Previous Month
Benton	101	117
Cummins	504	516
Delta Regional	301	310
East Arkansas Regional	631	716
Ester	285	246
Grimes	551	545
J Aaron Hawkins Sr.	387	441
Tucker Max	354	358
Mcperson	329	338
Mississippi County WRC	81	110
North Central	489	501
NW Arkansas WRC	34	44
Ouachita River	770	885
Pine Bluff Complex	201	209
Randall L Williams	141	185
State Police Barracks	55	51
Texarkana Regional	45	52
Tucker Unit	181	201
Varner	647	740
Wrightsville Unit	303	335
Pine Bluff Re-Entry	40	25
Tucker Re-entry	0	0
Total:	6,430	6,925

Missed by Inmate

Site	Current Month	Previous Month
Benton	5	12
Cummins	25	32
Delta Regional	9	3
East Arkansas Regional	30	13
Ester	4	28
Grimes	25	6
J Aaron Hawkins Sr.	9	5
Tucker Max	9	4
Mcperson	6	6
Mississippi County WRC	4	3
North Central	1	5
NW Arkansas WRC	2	5
Ouachita River	23	17
Pine Bluff Complex	3	7
Randall L Williams	3	5
State Police Barracks	6	4
Texarkana Regional	4	0
Tucker Unit	5	4
Varner	25	16
Wrightsville Unit	4	3
Pine Bluff Re-Entry	0	0
Tucker Re-entry	0	0
Total:	202	178

**SECURUS TABLET REPORT
JUNE 2023**

Facility Name	Personal Tablets (All)	\$0	\$5	Community / Inventory	Officer	Total
AR DOC - BENTON UNIT	328	108	220	161	8	497
AR DOC - CUMMINS UNIT	1,327	956	371	759	14	2,100
AR DOC - DELTA REGIONAL UNIT	464	274	190	375	20	859
AR DOC - EAST ARKANSAS REGIONAL UNIT	826	561	265	677	10	1,513
AR DOC - ESTER UNIT	512	348	164	298	20	830
AR DOC - GRIMES UNIT	728	458	270	559	14	1,301
AR DOC - J AARON HAWKINS SR CENTER FOR W	416	236	180	204	19	639
AR DOC - MCPHERSON UNIT	734	453	281	323	21	1,078
AR DOC - MISSISSIPPI COUNTY WORK RELEASE	173	46	127	70	9	252
AR DOC - NORTH CENTRAL UNIT	631	382	249	155	10	796
AR DOC - NW ARKANSAS WORK RELEASE CENTER	100	35	65	19	8	127
AR DOC - OUACHITA RIVER UNIT	1,193	755	438	658	14	1,865
AR DOC - PINE BLUFF RE-ENTRY CENTER	54	7	47	24	0	78
AR DOC - PINE BLUFF UNIT	455	305	150	270	9	734
AR DOC - RANDALL L WILLIAMS FACILITY	352	234	118	219	15	586
AR DOC - STATE POLICE BARRACKS	58	37	21	20	3	81
AR DOC - TEXARKANA REGION CORRECTION CEN	132	33	99	95	10	237
AR DOC - TUCKER MAXIMUM SECURITY UNIT	237	143	94	367	14	618
AR DOC - TUCKER RE-ENTRY CENTER	0	0	0	45	2	47
AR DOC - TUCKER UNIT	455	318	137	328	10	793
AR DOC - VARNER UNIT	870	643	227	687	21	1,578
AR DOC - WRIGHTSVILLE UNIT	613	417	196	495	9	1,117
Total	10,658	6,749	3,909	6,808	260	17,726

CONSTRUCTION BUDGET / STATUS REPORT - JULY 3, 2023 — [Page 1 of 2]

Fund	Project Description	Approved Budget	Actual Budget Spent	Available Budget	\$ % Complete	Construction % Complete	Notes
700483A	EARU Max Rec Expanded Metal Rec Yard	879,000	865,186	13,814	98%	87%	Construction of the Rec Pens at EARU began on 1/03/2022. We are making great progress with this project. The funds spent on this project is reflective of the engineering fees, material and construction of the panels. 24 pens are complete and delivered to the unit for use. All of the prep work for the remaining 24 pens is complete. Concrete foundation is completed. Erecting panels on-site.
700483A NDC0200	Tucker Max Expanded Metal Rec Yard	8,160,845	1,141,680	7,019,165	14%	13%	Final plans submitted to DBA for approval on pre-cast pens. The funds spent on this project is reflective of engineering fees and the material needed to construct the rec pen panels.
700483A	Cummins Expanded Metal Rec Yard	368,617	72,760	295,857	20%	15%	We are constructing the panels on-site. Funds spent on this project is reflective of engineering fees spent against this portion of the overall project. This project is being finalized with the design team and will be submitted to DBA in the following weeks for review and approval.
KBR4Q95	Bullpens	851,999	388,676	463,323	46%	45%	Varner & EARU complete. Installation underway at Max. Locks delivered. Construction of bullpens are on-going.
KBR4Q95	13 & 15 Barracks Door Revisions	174,000	162,098	11,902	93%	93%	All doors and locks installed in 13 Barracks. 15 barracks has been remeasured for quality assurance and we are fabricating the revisions at this time at Central Maintenance. Reworking 5 doors at a time for renovation. On-going.
7004828	Entegrity Energy Improvements Phase 2 at Tucker and Max	18,603,150	18,422,630	180,520	99%	99%	Lighting, plumbing and water are complete at the Max and Tucker Unit. HVAC is finishing up at the Max. Phase II complete. All that is left to perform is the training for the preventive maintenance.
HCA0100 NDC0200	Entegrity Energy Improvements NCU Water Conservation	2,490,173	924,851	1,416,815	43%	59%	We had a precon meeting on 3/29. In that meeting it was determined that the work on the compound would begin on April 10th. Material has arrived at the unit. We have developed, along with Entegrity, a schedule to ensure that the work is completed by June 30th, 2023.
7004820	Lethal Fence Control for Cummins, Varner SuperMax, Tucker Max, & EARU	1,490,000	922,561	567,439	62%	45%	Material and part delays has driven the delay on project. Funds spent on this project is reflective of design fees and payment for equipment to vendor. The EARU lethal fence upgrade element is complete. The trench is dug and the conduit is ran for Cummins. Trench is being dug now for Max and Varner.
KBSFW18 KBR4Q95	Max Armory	100,000	67,089	8,946	91%	98%	Funds spent on this project is reflective of material pre-purchased prior to the start of construction. Building is complete and delivered. The fence material is on-site and will be erected in the next several weeks to close this project out.
7004810	Administrative East Roof Replacement	2,191,441	2,014,962	176,479	92%	100%	Project Scope has been completed. We are awaiting the manufacturer to have their site visit to issue the warranty. We are working with the WD&D and the contractor on liquidatable damages on exceeding days toward completion. Also, we are working with both parties to close out the insurance claims that were experienced during the project.
7004810	Central Warehouse Roof Replacement	385,816	231,648	154,168	60%	100%	
7004810	RLW Roof Replacement	2,722,743	2,162,584	560,159	79%	100%	
865C 7004820 KBR4Q95	NCU Perimeter Security	600,000	20,625	47,239	92%	99%	All equipment for NCU and cameras are operational. Walkthrough at NCU has been completed and vendor is working that punch list.
KBR4N98	Max Re-Entry Generator Project	135,000	16,635	118,365	12%	10%	Plans submitted to DBA. We have received our notice to proceed on this project. Funds spent are reflective of engineering fees and site work at location.
NDC0300	Mississippi County 50 Bed Expansion	2,300,000	73,082	2,226,918	3%	3%	The design firm is completing the final design for review. Documents are at DBA for review. Fees are reflective of design fees allowed under the state contract.
KBR4Q95	NCU Generator	202,000	177,350	24,650	88%	10%	DBA Approved. Generator has arrived. Funds spent on this project is on-call design fees, generator cost and material needed once we are ready for installation. This project is on hold.
7004811	Tucker Riot Gates	700,000	40,154	659,846	6%	0%	Documents are at DBA under review.
7004812	Tucker School Project	1,500,000	15,250	1,484,750	1%	0%	Design and development phase of this project has been completed. The documents for review has been sent over to DBA. Project submittals are under review with the selection committee for the design professional. Selection interviews are set for July 10, 2023.



CONSTRUCTION BUDGET / STATUS REPORT - JULY 3, 2023 — [Page 2 of 2]

Fund	Project Description	Approved Budget	Actual Budget Spent	Available Budget	\$ % Complete	Construction % Complete	Notes
KBSHW18	Tucker Water Treatment	1,093,848	173,830	920,018	16%	10%	The original blueprints has been completed and approved. The detail drawings are complete. Submittals has been presented to DBA for final approval. We are awaiting guidance for notice to proceed utilizing the ARPA funds awarded. The funds spent on this project is reflective of engineering and design fees.

Telephone Projects

Maintenance & Operations	AC All Units	70,000	0	70,000	0%	0%	repairing & replacing daily.
	ACA	100,000	0	100,000	0%	0%	Working with Central Office/AE, Max, TA, Grimes, McPherson, Cummins & ORCU
	ADA	10,000	0	10,000	0%	0%	on-going
	Additional Metal Fab	15,000	0	15,000	0%	0%	on-going
	Boiler Fund	60,500	0	60,500	0%	0%	on-going
	Camera Equipment	320,000	0	320,000	0%	0%	cameras as requested/approved.
	Fast Top	15,000	0	15,000	0%	0%	on-going
	Fire Alarm	41,000	0	41,000	0%	0%	on-going
	Gates and Fences	25,000	0	25,000	0%	0%	on-going
	Locks and Riot Gates	90,000	0	90,000	0%	0%	on-going
	Metal Ceilings	20,000	0	20,000	0%	0%	on-going
	ORCU Gravel Pit	15,000	0	15,000	0%	0%	on-going
	Stainless Steel	20,000	0	20,000	0%	0%	on-going
	Subtotal	\$ 801,500	\$ -	\$ 801,500			

Capital Projects FY23 Carry Forward	Dog Kennel/Horse Stable Malvern	58,000	0	58,000	0%	30%	Dog Kennel is complete. Leveled the property and prepared for the foundation work. Poured the footers and support pillars on 6/29. The remaining material was delivered on-site on 6/30.
	Emergency Generator - All Units	100,000	0		0%	0%	on-going
	Roof Repair-Benton		0				Need repairs at Delta, Varner, Tucker Max and Tucker, Wrightsville, Pine Bluff, Cummins, NAWWR.
	Roof Repair-Central Office		0				
	Roof Repair-Central Warehouse		0				
	Roof Repairs-Cummins		0				
	Construction/Maintenance		0				
	Roof Repairs-Delta		0				
	Roof Repairs-East Arkansas		0				
	Roof Repairs-Max	910,700	0	910,700	0%		
	Roof Repair-Malvern		0				
	Roof Repair - NAWWR		0				
	Roof Repair - PBU		0				
	Roof Repair - RLW		0				
	Roof Repairs-Tucker		0				
	Roof Repairs-Varner		0				
	Roof Repairs-Wrightsville		0				
	Subtotal	\$ 1,068,700	\$ -	\$ 1,068,700			

Architect Fees	30,000	0	30,000	0%
Total	\$ 1,900,200	\$ -	\$ 1,900,200	

Notes: Report has not been reconciled against Accountings Reconciled Reports. Tolerance/Deviation is with in 1% of Projected Spending.