



DIVISION OF CORRECTION BOARD REPORT

August 2025

Dexter Payne
Director



POPULATION REPORT

RESEARCH/PLANNING

July 2025 Admissions and Releases – Admissions for July 2025 totaled **379** (299-males and 80-females) while releases totaled **442** (375-males and 67 females) for a net decrease of **63** inmates.

Inmate Population Growth/Projection – At the end of July 2025, the jurisdictional population for the Division of Correction totaled **18,804**, representing an decrease of **40** inmates since the first of January 2025. At reporting time, calendar year 2025 has seen a decrease of **6** inmates per month, which is down from an average monthly increase of **28** inmates per month during calendar year 2024.

Average County Jail Backup – The backup in the county jails averaged **1,603** inmates per day during the month of July 2025, which was up from the per-day average of **1,535** inmates during the month of June 2025. Of the **1,603** average, short-term revocations averaged **132** during the month of July 2025.

INSTITUTIONS

INMATE INSTITUTIONAL GRIEVANCES

Inmate Formal/Informal Grievances: During July, a total of **1,304** formal grievances and **1,592** informal grievances were filed at various ADC Facilities.

Institutional Grievances Appeals: There was a total of **439** appeals of institutional grievances received in July. Of those, **323** were acknowledged and **116** were rejected for various reasons. Of the total, **400** appeals answered, **397** had no merit and **3** had merit.

Resident Formal/Informal Grievances: During July, a total of **62** formal grievances and **247** informal grievances were filed at various Residential Centers.

Institutional Grievances Appeals: There was **52** appeals of institutional grievances received in July. Of those, **15** was acknowledged and **37** was rejected for various reasons.

FARM DIVISION

Row Crop Division - July was hot and dry, all farms had to irrigate all crops. Vegetables are still being moved into the kitchens.

Hay Division- Hay production is looking good, both locations were able to increase their hay inventories.

Dairy Division- Milk production is staying consistent. Enough corn baleage was made to carry dairy for the year.

Poultry Division- Egg production is remains the same and we have met with a poultry company to look at new equipment for the layer houses.

REGIONAL MAINTENANCE HOURS

Regional Maintenance Hours	July 2025
Benton Unit	5,195
Delta Regional Unit	2,860
Cental AR Correctional Center	5,676
East Arkansas Regional Unit	2,584
East Central Arkansas CC	871
Grimes Unit	3,616
McPherson Unit	2,156
Mississippi County Work Release	3,808
North Central Unit	7,288
Ouachita River Correctional Unit	6,064
Randall L. Williams Unit	2,912
Southwest Arkansas CC	761
Texarkana Regional Corr. Ctr.	2,660
Tucker Unit	4,848
Varner Unit	4,680
Wrightsville Unit	3,544
TOTAL HOURS	59,523

WORK RELEASE RENT REPORT

Unit	July 2025
Benton Unit	\$151,844.00
Mississippi County Work Release	\$98,484.00
Northwest Arkansas Work Release	\$55,330.00
Pine Bluff Work Release	\$41,646.00
Tucker Work Release	\$52,690.00
Texarkana Regional Correctional Center	\$68,464.00
TOTAL	\$468,458.00

REENTRY

PROGRAMS - July 2025

Program Name	Beginning Count	Admitted	Removed	Graduated	End Count	Volunteer Hours
Juvenile Program* (RLW)	8	0	0	0	8	0
Release (Ester)	16	9	5	0	20	0
Veterans Program (Ester)	13	2	2	0	13	3
AFC - Pathway Home 4	12	8	12	0	8	0
Release (Delta)	10	4	1	0	13	6
TOTAL	59	23	20	0	62	9

*Juvenciles are transferred from the program once they reach the age of 18.

WORKFORCE ALLIANCE FOR GROWTH IN THE ECONOMY (WAGE)

July 2025 Capacity: 120 Unit:	Participants	Status
Delta	0	Out for Summer
Ester	0	Not Active
Hawkins	0	Not Active
McPherson	6	Active
North Central	0	Not Active
Ouachita River	8	Active
Tucker	0	Out for Summer
Wrightsville	7	Active
TOTAL	21	

WRIGHTSVILLE-HAWKINS PATHWAY TO FREEDOM PROGRAM

July 2025 Capacity: 200	Beginning Count	Enrolled During the Month	Removed	End Count*
Wrightsville-Hawkins PTF	200	9	12	197

ADVANCED PRINCIPLES AND APPLICATIONS FOR LIFE PROGRAM (APAL)

July 2025 Capacity: 86	Beginning Count	Admissions During Mo.	Removed*	End Count
Ester	26	0	1	25
McPherson	25	1	2	24
TOTAL	51	1	3	49

Advanced PAL is an 18-month reentry program that combines a pre-release curriculum with the PAL program.

*The "Removed" column indicates the number of participants who paroled, completed the program, withdrew from the program, transferred, or were removed from the program for another reason.

THINK LEGACY

July 2025 Capacity: 324	Beginning Count	Admitted	Graduated	Removed*	End Count
Unit					
Cummins	36	0	0	4	32
Delta Regional	25	0	0	3	22
East Arkansas Regional	28	0	0	2	26
McPherson	46	0	0	1	45
North Central	36	0	0	6	30
Ouachita River	13	27	13	1	26
Tucker	24	0	0	5	19
TOTAL	208	27	13	22	200

THINK LEGACY VOLUNTEER HOURS = 8

*The "Removed" column indicates the total number of participants who paroled, signed out, transferred, or were removed from the program for any other reason and are no longer in the barracks.

COLLEGE REPORT

July 2025

COLLEGE PROGRAM LOCATIONS	Beginning Count	Admissions During Mo.	Removed During Mo.	End Count	Staff Enrolled
Arkansas State University					
Grimes Unit	0	0	0	0	0
McPherson Unit	0	0	0	0	0
Ashland University					
North Central Unit	2	0	0	2	0
Mid-America Seminary College					
Varner Unit	36	0	0	36	0
Philander Smith College					
East Arkansas Regional Unit	36	0	1	36	0
Tucker Unit	27	0	1	26	0
Southeast Arkansas College					
Cummins Unit	33	0	4	29	0
Delta Unit	17	0	1	16	0
Varner Unit	37	0	8	29	0
Shorter College					
Hawkins Unit	0	0	0	0	0
Ouachita River Unit	22	0	3	19	0
Pine Bluff Complex	57	32	18	71	0
Texarkana Regional	3	0	0	3	0
Wrightsville Unit	27	0	0	27	0
TOTAL	297	32	36	293	0

**TREATMENT:
PROGRAM SUMMARY**

A total of 1,050 residents have agreed to participate in Medication-Assisted Treatment (MAT) since the program started in 2018 with a total of 621 discharged with follow up in the community in progress and a total of 204 have completed the program.

Partnerships are in effect with 90 community providers to continue MAT upon release from an ACC center.

In July, there were 0 active participants in the Telehealth program implemented in January 2023.

General Treatment Program Summary

(Non-Drug Court):	Number of Participants
Substance Use Disorder Treatment	2,311
Continuing Care	146
Domestic Violence Prevention	12
Anger Management	114
Tobacco Use Treatment	0

Ongoing Projects

Treatment supervisors reported combined 185 hours of direct clinical supervision with Treatment staff in 25 Community Correction locations.

TRAINING

DIVISION OF CORRECTION

TRAINING - July 2025

BASIC TRAINING DIVISION –

BCOT Class 2025-H, led by Instructor Wiley, graduated on July 18th with a total of 48 cadets.

Willis H. Sargent Award: Destiny Paul, North Central Unit

IN-SERVICE DIVISION –

There were three (3) in-service classes held by the Training Academy during the month, with a total of 684 training hours.

eCADEMY –

During July, 617 ADC employees completed a total of 5,511.85 hours of eCADEMY training.

ACCREDITATION

ACA Internal Audits Completed:

7/14/25-7/18/25: File Review Wrightsville

7/21/25-7/23/25: File Review Benton

Fire/Safety and Sanitation Audits Completed:

7/2/25-7/3/25: Wrightsville

7/30/25: Hawkins

HEALTH/CORRECTIONAL PROGRAMS

CHAPLAINCY SERVICES AND COMMUNITY SPEAKING

Wrightsville Unit

Christmas Behind Bars

Larry B. Norris Unit

Compassionate Communication Graduation

PALS Graduation

Recovery Class Graduation

Terry Tipp Ministries

McPherson Unit

Christian Motorcycle Rodeo 2-day event

Randall L. Williams

Care and Recovery Graduation

VOLUNTEER SERVICES - July 2025

Program Name	Hours
Release (Ester)	0
Veteran (Ester)	0
NTI (NWARC)	23
Yoga (Varner)	0
Total	23

MENTAL HEALTH SERVICES

Reduction of Sexual Victimization Program (RSVP) and Sex Offender Treatment Programs (SOFT):

July 2025	Capacity	Beginning Count	Completed	Removed	Admissions	End Count
RSVP	236	236	0	68	69	232
SOFT	15	6	0	0	0	6
Total	251	242	0	68	69	242

There are 804 males on the waiting list for RSVP and 20 females on the waiting list for SOFT who are within five years of their TE date. Of those, seven (7) inmates are mandated by the Post Prison Transfer Board.

The average time on the waiting list from request is between one and two months for those stipulated.

*The total on the waiting list, including those not currently within the identified timeframe, is 1,740 males and zero females. Of these, 804 are eligible and 936 are ineligible for the program. There is one (1) PREA inmate in the program at this time.

***Ineligibility is due to being in restrictive housing, having class IV status, or receiving a major disciplinary within the last 60 days.**

Substance User Rehabilitation Services (SURS):

July 2025 Unit	Capacity	Beginning Count	Completed	Removed	Admissions	End Count
Benton	20	20	0	0	0	20
Cummins	45	43	2	2	3	42
Grimes	50	50	9	2	8	47
Larry B. Norris	4	0	0	0	0	0
McPherson	150	148	21	7	27	147
Randall L. Williams	150	142	20	18	40	144
Tucker	62	55	7	3	14	53
Wrightsville	150	137	16	12	31	140
Total	681	625	75	44	124	630

For SURS, there are 2,739 males and 331 females on the waiting list who are within five years of their release date. Of those, 118 are mandated by the Post Prison Transfer Board. The average time on the waiting list from request is 15 days.

*The total on the waiting list, including those not currently within the identified timeframe, is 3,941 males and 456 females. Of these, 3,070 are eligible and 1,327 are ineligible for the program.

***Ineligibility is due to being in restrictive housing, having class IV status, or receiving a major disciplinary within the last 60 days.**

MENTAL HEALTH SERVICES, *continued*

Ouachita River Correctional Unit (ORCU) Residential Program Unit (RPU):

The RPU had seven (7) admission and fifteen (15) discharges in July for an end-of-month count of 93.

McPherson Unit Mental Health Residential Program Unit (RPU):

There were zero (0) admissions and three (3) discharges in July for an end-of-month count of 23.

Habilitation Program:

The Habilitation Program at the Ouachita River Correctional Unit provided treatment services to 41 inmates in July. There was one (1) admission and two (2) discharges, which resulted in an end-of-month count of 39.

Suicide:

There were 176 suicidal threats in July. There were five (5) attempts, one (1) of which resulted in death.

Self-Study Classes:

Classes	Number of Participants	Number Completed	Waiting List
Anger Management	87	105	806
Thinking Errors	236	264	952
Substance Abuse Education	127	120	670
Communication Skills	124	120	780
Domestic Violence	194	145	217
Victims of Domestic Violence	26	17	217
Stress Management	84	103	172
Parenting	40	70	386

Outpatient:

There were 2,506 inmates on the mental health medical log at the beginning of July. Mental Health staff conducted the following contacts during the month:

Case Management Contacts	1,200
Requests for Interviews	153
Testing	5
Intakes	349
Unit Requests	4,719
Pre-Lockup Reviews	680
Routine Restrictive Housing Reviews	1,350
Restrictive Housing Rounds	11,961
PREA Evaluations	673
Routine Follow-up	779
834 Requests	150

County Mental Health Requests:

During July, there were 314 requests received of a mental health nature. Of those, two (2) inmates were fast-tracked to ADC.

County Medical Health Requests:

During July, there were 1,025 requests received of a medical nature. A total of ten (10) inmates were fast-tracked to ADC.

Medical Contract Reimbursements:

Sanction reimbursements for ADC in July amounted to \$14,025.00.

Deaths:

There were ten (10) inmate deaths during the month of July. four (4) were claimed, four (4) were cremated and claimed. There was two (2) not claimed.

Wellpath:

See attachment for Wellpath's report regarding outside beds and emergency room visits.

Medical Grievances:

In July, there were 73 appeals of medical grievances received and 86 appeals were answered. Three (3) was found to be with

merit and three (3) with merit but resolved.

PAWS IN PRISON

July 2025 Unit	Enrolled	Graduated	Foster	Volunteer Hours
Larry B. Norris Unit	6	5	0	6
North Central Unit	4	1	0	0
Ouachita River Correctional Unit	6	2	0	0
Randall L. Williams Unit	3	1	0	8
Tucker Unit	7	6	1	6
Total	26	15	1	20

Completed Paws in Prison Training:

July 2025 Program Graduates	15
YTD Program Graduates	94
Total Graduates Since Inception (Dec 2011)	2651
Dogs Currently in Foster (Graduated, but Not Adopted)	1
July 2025 Volunteer Hours	20
YTD Volunteer Hours	72

**AGENCY HIGHLIGHT
JULY 2025 PROMOTIONS**

Some of the security promotions during the month of July included:

Benton Unit

- Lt. Lloyd Gaynor

CACAA

- Lt. Corey McDade

Central Office

- Chief Deputy Director William Straughn

Cummins Unit

- Sgt. Jennifer Murders
- Sgt. Jacob Rawson

Delta Regional Unit

- Captain Carlton Burchfield

East Arkansas Regional Unit

- Lt. Dorsey Lee
- Sgt/Food Service Kelsey Morris
- Sgt/Food Service Tony Dawson

Grimes Unit

- Sgt. Rachel Wright

Larry B. Norris Unit

- Sgt. Diamond Barnes
- Sgt. Kieara Robinson

NEACCC

- Lt. Christopher Goforth
- Sgt. Diamond Thomas

Pine Bluff Unit

- Sgt. Malik Moore

Randle L. Williams Unit

- CO Lavarco Hawkins

Varner Unit

- Captain Chris Sherrill

White River CCC

- Sgt. Jimmy Ray

Wrightsville Unit

- Sgt. Jeremy Prim

BCOT 2025-NC

Join the #ARDOCFamily in congratulating the recent graduates of the Basic Correctional Officers Training Academy Class 2025-NC!

FARM TO SCHOOL FOOD PROGRAM

On June 30, 2025, Governor Sarah Huckabee Sanders announced a new farm-to-school food program. The Arkansas Department of Corrections' facilities in Newport (McPherson Unit and Grimes Unit) will grow and harvest fresh produce for the Marion School District. You can read Governor Sanders' press release on our website.

COMMS VISITED OMEGA

During a recent visit from the DOC Comms Team, the crew at the Omega Supervision Sanction Center had a chance to participate in the

#FistBumpChallenge.

BCOT 2025-EC

Join the #ARDOCFamily in congratulating the recent graduates of the Basic Correctional Officers Training Academy Class 2025-EC!

FIRE IN GRADY

Yesterday, the Cummins/Varner Fire Department assisted the Grady Fire Department with a fire at the Old Grady Elementary School in Grady. Our crews took our department's brush truck and main fire truck to the scene to aid the numerous other departments working the fire. Our team was more than happy to lend a hand, and they were thanked for their assistance.

Crews from the following departments were on scene:

- Cummins Unit
- Varner/Varner Supermax
- Star City Fire Dept
- Moscow FD
- Country Village FD
- Glendale FD
- Southeast Lincoln FD
- Southeast Jefferson FD
- Garnett FD

COMMS VISITED BARBARA NEACCC

The Comms Team made their way to Osceola to show a little appreciation to the staff at the Northeast Arkansas Community Correction Center

SOUTHERN STATES CORRECTIONAL ASSOC.

We would like to welcome the members of the Southern States Correctional Association-SSCA to the great State of Arkansas for their 2025 Summer Conference!

BCOT 2025-G

Join the #ARDOCFamily in congratulating the recent graduates of the Basic Correctional Officer Training Academy Class 2025-G!

COMMS VISITED MCWR

The #FistBumpChallenge took the Comms Team all the way to Luxora to visit the staff at the Mississippi County Work Release Center.

COMMUNITY ADVISORY BOARD MEETING

-BENTON UNIT

Recently, the Benton Unit hosted a Community Advisory Board Meeting. The board is made up of local officials, citizens and business owners in the area.

COMMS VISITED ECACCC

Recently, the Comms Team had a chance to show a little appreciation to the crew at the East Central Arkansas Community Correction.

FIRST INMATE TO COMPLETE BARBER SCHOOL

Join the #ARDOCFamily in congratulating Joseph Barnhart! Joseph Barnhart is the first inmate to complete the Arkansas Correctional School District's Barbering School and pass the Arkansas State Barber Exam.

The Arkansas Correctional School District (ACSD) would like to thank the Department of Corrections, the State Barber Board, and the Grimes Unit for their assistance in making this monumental event possible for Inmate Barnhart and the ACSD.

CHIEF DEPUTY DIRECTOR PROMOTION

Join the #ARDOCFamily in congratulating William Straughn on his #promotion to ADC Chief Deputy Director!

COMMS VISITED PCDC

The Comms Team isn't done yet! Phillips County Detention Center crew, here's your #FistBumpChallenge!

LOSS OF COI DICKEY

We are saddened to announce the passing of Sgt. Joshua Dickey. Sgt. Dickey began his career with the ADC as a CO I with the Construction Division in 2007. He promoted to Corporal in 2008 and then to Sergeant in 2014. Our thoughts are with his family, friends and coworkers during this difficult time.

COMMS VISITED BARBARA ESTER

Recently, the crew at the Barbara Ester Unit got a surprise visit from the DOC Comms Team.

BCOT 2025-H

Join the #ARDOCFamily in congratulating the recent graduates of the Basic Correctional Officer Training Academy Class 2025-H!

REGIONAL MAINTENANCE PROJECT HIGHLIGHTS JULY 2025

Clean up at Love Rest Green Grove Cemetery in Stuttgart:
Tucker Unit Regional Maintenance



Clean up at White Hall School District:
Pine Bluff Unit Regional Maintenance



Clean up at Mt. Olive Cemetery in Gillette :
Varner Unit Regional Maintenance



RESIDENTIAL CENTERS STATISTICS AT A GLANCE - JULY 2025

Resident Admissions:

CAC: 30
 ECAC: 88
 NEAC: 51
 OMEGA: 60
 SWAC: 125

Resident Releases:

CAC: 22
 ECAC: 94
 NEAC: 41
 OMEGA: 54
 SWAC: 104

Affordable Healthcare**Enrollment:**

CAC: 22
 ECAC: 99
 NEAC: 27
 OMEGA: 45
 SWAC: 98

Wage Class Enrollment:

CAC: 8
 ECAC: 0
 OMEGA: 8
 SWAC: 0

Shorter College Enrollment:

CAC: 25
 ECAC: 74
 NEAC: 15
 SWAC: 66

Henderson State University**Enrollment:**

OMEGA: 34
 SWAC: 99

Successful Completions:

CAC: 20
 ECAC: 42
 NEAC: 36
 OMEGA: 54
 SWAC: 60

Exodus Enrollment:

CAC: 34
 ECAC: 20

DASEP:

CAC: 4
 ECAC: 0
 NEAC: 13
 OMEGA: 3

Good Grid Enrollment

CAC: 90
 ECAC: 21
 NEAC: 25
 OMEGA: 20
 SWAC: 52

Photo IDs Issued:

CAC: 11
 ECAC: 11
 NEAC: 5
 OMEGA: 0
 SWAC: 22

Drivers Licenses Obtained:

CAC: 9
 ECAC: 0
 NEAC: 2
 OMEGA: 0
 SWAC: 3

Brith Certificates:

ECAC: 1
 NEAC: 2
 SWAC: 1

MAT Participants:

CAC: 25
 ECAC: 42
 SWAC: 4

MAT Discharged:

CAC: 1
 ECAC: 42
 SWAC: 0

Reformers Anonymous:

NEAC: 0

Life Recovery:

CAC: 0
 OMEGA: 28
 SWAC: 0

Victim Impact Panel:

CAC: 0
 ECAC: 0
 NEAC: 13
 OMEGA: 8
 SWAC: 24

Accuplacer Testing:

ECAC: 34
 NEAC: 39
 SWAC: 0

Number of Volunteers:

CAC: 51
 ECAC: 77
 NEAC: 6
 OMEGA: 20
 SWAC: 41

Number of Volunteer Hours:

CAC: 202
 ECAC: 143
 NEAC: 68
 OMEGA: 54.4
 SWAC: 294

GED Enrollment:

CAC: 0
 ECAC: 0
 NEAC: 28
 OMEGA: 0
 SWAC: 63

GED Completed:

CAC: 0
 ECAC: 0
 NEAC: 0
 OMEGA: 0
 SWAC: 0

AA/NA Attendance:

CAC: 38
 ECAC: 436
 NEAC: 40
 OMEGA: 96
 SWAC: 12

Celebrate Recovery**Attendance:**

CAC: 33
 NEAC: 37
 SWAC: 77

Social Security Cards:

CAC: 10
 ECAC: 10
 NEAC: 32
 SWAC: 50

ServSafe:

CAC: 0
 ECAC: 0
 NEAC: 0

I.C.E.V.:

ECAC: 3
 SWAC: 7

2025 INFORMAL GRIEVANCE REPORT

Month	BENTON	CACCC	CU & CMU	DRU	EACCC	EARU & MX	Ester	GRIMES	HAWK/M	HAWK/F	LBNU	MCWR	MCPH	NEACCC	NCU	NWA	OMGEA	ORCU	PBU	RLW	SWACCC	TU	TRCC	VSMX	VU	WRCCC	WRTS	TOTAL
JAN	0	9	106	81	72	152	48	234	11	19	112	0	160	26	95	0	48	123	36	24	20	63	3	166	49	15	68	1,740
FEB	0	6	97	66	40	168	27	222	5	28	69	0	161	16	47	0	40	117	16	27	12	96	1	120	39	16	94	1,530
MAR	1	21	113	68	57	147	33	170	15	26	90	0	246	9	79	0	26	137	23	30	9	74	0	157	32	43	62	1,668
APR	0	13	109	82	52	219	54	183	6	21	76	0	170	15	47	0	26	90	22	39	14	114	0	128	20	12	60	1,572
MAY	0	5	135	45	86	138	51	217	9	4	71	0	144	6	69	0	27	100	31	31	18	60	1	115	45	15	77	1,500
JUN	1	6	83	32	65	140	32	219	28	2	50	0	184	24	73	0	65	83	29	35	28	56	0	199	54	6	79	1,573
JUL	2	13	107	38	61	175	17	231	42	1	84	0	242	57	85	0	87	122	36	41	24	64	1	193	46	5	65	1,839
AUG																												0
SEPT																												0
OCT																												0
NOV																												0
DEC																												0
TOTAL	4	73	750	412	433	1,139	262	1,476	116	101	552	0	1,307	153	495	0	319	772	193	227	125	527	6	1,078	285	112	505	11,422

2025 FORMAL GRIEVANCE REPORT

Month	BENTON	CACCC	CU & CMU	DRU	EACCC	EARU & MX	Ester	GRIMES	HAWK/M	HAWK/F	LBNU	MCWR	MCPH	NEACCC	NCU	NWA	OMGEA	ORCU	PBU	RLW	SWACCC	TU	TRCC	VSMX	VU	WRCCC	WRTS	TOTAL
JAN	0	2	106	45	0	263	31	127	6	2	108	0	55	2	63	0	31	64	17	13	0	53	3	125	24	0	31	1,171
FEB	0	0	83	39	0	280	18	125	5	15	81	0	67	2	28	0	16	62	11	19	1	73	0	84	16	1	46	1,072
MAR	0	0	101	46	0	255	13	93	5	9	112	0	99	2	52	0	12	67	22	32	1	67	0	102	19	9	27	1,145
APR	0	0	92	50	0	345	45	103	6	15	100	0	120	1	29	0	36	53	21	23	1	87	0	92	11	2	18	1,250
MAY	0	0	96	45	0	288	41	132	3	4	104	1	98	0	40	0	59	58	20	16	1	47	0	95	17	4	29	1,198
JUN	0	1	66	49	0	287	18	127	9	0	86	3	87	1	60	0	59	66	21	27	8	53	0	154	31	1	32	1,246
JUL	0	0	108	34	0	329	12	127	14	1	84	0	145	5	49	0	48	88	34	32	3	59	0	140	19	6	29	1,366
AUG																												0
SEPT																												0
OCT																												0
NOV																												0
DEC																												0
TOTAL	0	3	652	308	0	2,047	178	834	48	46	675	4	671	13	321	0	261	458	146	162	15	439	3	792	137	23	212	8,448

Report includes Pine Bluff Reentry (PBR), Pine Bluff Unit (PBU) and Pine Bluff Work Release (PBW).

INMATE INSTITUTIONAL GRIEVANCE APPEAL REPORT – JULY 2025

	Acknowledged	Rejected	Processed W/O Merit	Processed W/ Merit
Benton Unit		0	0	0
Benton Work Release	0	0	0	0
CACCC	0	0	0	0
Cummins Unit	8	4	14	0
Cummins Modular Unit	0	1	0	0
Delta Regional Unit	13	9	7	0
EACCC	0	0	0	0
East Arkansas Regional Unit	44	3	45	0
East Arkansas Regional Max Unit	105	19	139	1
Ester Unit	4	3	3	0
Grimes Unit	23	7	40	0
Larry B. Norris Unit (MAX)	17	12	20	0
Tucker Work Release	0	0	0	0
McPherson Unit	15	10	16	0
McPherson Mental Health Residential Program Unit	0	0	0	0
Mississippi County Work Release Center	0	0	0	0
NEACCC	5	0	2	0
Northwest Arkansas Work Release Center	0	0	0	0
North Central Unit	15	8	17	1
OMEGA	10	37	1	0
Ouachita River Correctional Unit	10	10	11	1
ORCU Hospital	0	0	0	0
ORCU New Commitment	0	1	1	0
ORCU Mental Health Residential Program Unit	4	0	1	0
Pine Bluff Unit	8	3	3	0
Pine Bluff Re-Entry	0	0	0	0
Randall L. Williams Correctional Facility	9	0	5	0
SWACCC	0	0	0	0
Texarkana Regional Correctional Center	0	0	0	0
Tucker Unit	11	0	19	0
Varner Super Max	25	22	40	0
Varner Unit	6	2	8	0
WRCCC	0	0	0	0
Wrightsville Unit	4	2	8	1
Hawkins Center	2	0	0	0
Hawkins for Males	0	0	0	0
Hawkins SPU	0	0	0	0
Total	338	153	400	4

ADMISSIONS AND RELEASES - July 2025

<u>Admissions</u>	<u>Male</u>	<u>Female</u>	<u>Total</u>
Asian	1	0	1
Black	100	21	121
Caucasian	178	58	236
Hispanic	14	1	15
Native American Indian	1	0	1
Native Hawaiian or Pacific Island	2	0	2
Other	1	0	1
Unknown	2	0	2
Total	299	80	379

<u>Releases</u>	<u>Male</u>	<u>Female</u>	<u>Total</u>
Asian	4	0	4
Black	124	11	135
Caucasian	232	51	283
Hispanic	10	5	15
Native American Indian	3	0	3
Native Hawaiian or Pacific Island	2	0	2
Other	0	0	0
Unknown	0	0	0
Total	375	67	442

ADC INMATE POPULATION GROWTH 2000-2029 - JULY 2025

Mo.	2000	2001	2002	2003	2004	2005	2006	2007	2008	2009	2010	2011	2012	2013	2014	2015	2016	2017	2018	2019	2020	2021	2022	2023	2024	2025
Jan.	11,984	11,908	12,402	13,015	13,105	13,595	13,481	13,839	14,518	14,796	15,334	16,312	15,134	14,815	17,481	18,142	17,785	17,824	18,201	17,958	17,989	16,119	17,154	17,682	18,522	18,673
Feb.	12,169	12,022	12,529	13,054	13,166	13,783	13,633	14,012	14,603	14,883	15,374	16,209	14,990	15,008	17,438	18,082	17,625	17,608	17,998	17,846	18,181	16,120	17,077	17,814	18,612	18,805
March	12,006	12,033	12,299	13,108	13,088	13,418	13,534	13,772	14,580	14,843	15,290	16,095	14,964	14,665	17,395	18,233	17,573	17,666	18,089	17,898	17,860	16,085	16,992	18,075	18,820	18,803
April	12,069	12,167	12,465	13,213	13,323	13,469	13,554	13,851	14,769	14,937	15,570	16,172	15,124	14,850	17,604	18,703	17,815	17,798	18,227	17,977	17,331	16,250	17,059	18,206	18,889	18,756
May	12,109	12,384	12,558	13,463	13,556	13,528	13,711	14,146	14,880	15,146	15,694	16,062	15,132	15,074	17,593	18,693	17,769	17,652	17,945	17,817	16,694	16,476	17,229	18,267	18,863	18,746
June	12,005	12,108	12,439	13,418	13,389	13,251	13,430	13,915	14,700	15,025	15,564	15,554	14,832	14,825	17,340	18,813	17,973	17,963	17,972	17,942	16,552	16,560	17,129	18,213	18,957	18,748
July	12,030	12,190	12,622	13,509	13,528	13,286	13,560	14,082	14,868	15,195	15,807	15,519	14,879	15,379	17,522	18,870	18,130	18,180	18,005	18,002	16,511	16,638	17,109	18,397	18,955	18,804
August	12,087	12,371	12,815	13,565	13,632	13,419	13,646	14,224	15,100	15,385	15,829	15,240	14,675	16,103	17,549	18,806	17,919	18,051	17,751	18,090	16,367	16,655	17,274	18,375	19,038	
September	11,983	12,289	12,774	13,341	13,516	13,237	13,652	14,217	14,850	15,285	16,025	15,172	14,724	16,412	17,605	18,549	18,026	18,179	17,865	17,856	16,215	16,698	17,432	18,380	19,043	
October	12,119	12,348	12,942	13,341	13,584	13,363	13,775	14,349	14,836	15,381	16,311	15,271	14,856	16,993	17,880	18,430	18,127	18,348	17,943	17,947	16,311	16,821	17,480	18,557	19,100	
November	12,094	12,408	13,162	13,408	13,706	13,587	13,913	14,437	15,025	15,340	16,460	15,205	14,625	17,168	17,848	17,981	17,573	17,973	17,666	18,060	16,165	16,982	17,521	18,500	18,987	
December	11,856	12,333	12,845	13,106	13,470	13,338	13,728	14,315	14,716	15,199	16,204	15,062	14,654	17,235	17,874	17,707	17,537	18,078	17,799	17,759	16,094	17,023	17,648	18,503	18,844	
Net Ann. Inc.	29	477	512	261	364	-132	390	587	401	483	1,005	-1,142	-408	2,581	639	-167	-170	541	-279	-40	-1,665	929	625	855	341	-40
Avg. Mo. Inc.	2	40	43	22	30	-11	33	49	33	40	84	-95	-34	215	53	-14	-14	45	-23	-3	-139	77	52	71	28	-6

Population is total jurisdictional count at end of each month. Population at end of month December 1999 was 11,827.

Average monthly population increased for past fifteen years 2010 - 2024 is 20

Average monthly population increased for past ten years Jan. 2011 - Dec 2024 is 8

Average monthly population decreased for past five years 2020 - 2024 is 18

Projected at Growth of 20 per Month

Mo.	2008	2009	2010	2011	2012	2013	2014	2015	2016	2017	2018	2019	2020	2021	2022	2023	2024	2025	2026	2027	2028	2029
	Actual	Actual	Actual	Actual	Actual	Actual	Actual	Actual	Actual	Actual	Actual	Actual	Actual	Actual	Actual	Actual	Actual	Actual/Proj.	Proj.	Proj.	Proj.	Proj.
January	14,518	14,796	15,334	16,312	15,134	14,815	17,481	18,142	17,785	17,824	18,201	17,958	17,989	16,119	17,154	17,682	18,522	18,673	18,924	19,164	19,404	19,644
February	14,603	14,883	15,374	16,209	14,990	15,008	17,438	18,082	17,625	17,608	17,998	17,846	18,181	16,120	17,077	17,814	18,612	18,805	18,944	19,184	19,424	19,664
March	14,580	14,843	15,290	16,095	14,964	14,665	17,395	18,233	17,573	17,666	18,089	17,898	17,860	16,085	16,992	18,075	18,820	18,803	18,964	19,204	19,444	19,684
April	14,769	14,937	15,570	16,172	15,124	14,850	17,604	18,703	17,815	17,798	18,227	17,977	17,331	16,250	17,059	18,206	18,889	18,756	18,984	19,224	19,464	19,704
May	14,880	15,146	15,694	16,062	15,132	15,074	17,593	18,693	17,769	17,652	17,945	17,817	16,694	16,476	17,229	18,267	18,863	18,746	19,004	19,244	19,484	19,724
June	14,700	15,025	15,564	15,554	14,832	14,825	17,340	18,813	17,973	17,963	17,972	17,942	16,552	16,560	17,129	18,213	18,957	18,748	19,024	19,264	19,504	19,744
July	14,868	15,195	15,807	15,519	14,879	15,379	17,522	18,870	18,130	18,180	18,005	18,002	16,511	16,638	17,109	18,397	18,955	18,804	19,044	19,284	19,524	19,764
August	15,100	15,385	15,829	15,240	14,675	16,103	17,549	18,806	17,919	18,051	17,751	18,090	16,367	16,655	17,274	18,375	19,038	18,824	19,064	19,304	19,544	19,784
September	14,850	15,285	16,025	15,172	14,724	16,412	17,605	18,549	18,026	18,179	17,865	17,856	16,215	16,698	17,432	18,380	19,043	18,844	19,084	19,324	19,564	19,804
October	14,836	15,381	16,311	15,271	14,856	16,993	17,880	18,430	18,127	18,348	17,943	17,947	16,311	16,821	17,480	18,557	19,100	18,864	19,104	19,344	19,584	19,824
November	15,025	15,340	16,460	15,205	14,625	17,168	17,848	17,981	17,573	17,973	17,666	18,060	16,165	16,982	17,521	18,500	18,987	18,884	19,124	19,364	19,604	19,844
December	14,716	15,199	16,204	15,062	14,654	17,235	17,874	17,707	17,537	18,078	17,799	17,759	16,094	17,023	17,648	18,503	18,844	18,904	19,144	19,384	19,624	19,864
Net Ann. Inc.	401	483	1,005	-1,142	-408	2,581	639	-167	-170	541	-279	-40	-1,665	929	625	855	341	60	240	240	240	240
Ave. Mo. Inc.	33	40	84	-95	-34	215	53	-14	-14	45	-23	-3	-139	77	52	71	28	5	20	20	20	20

CENTER POPULATIONS - JULY 2025

Location:	In Count	Out To:				Total	Capacity	% Capacity
		ORCU Hosp	Other Hosp	Furlough	Court			
Central AR CCC - Males/Males	160	0	0	0	0	160	150	
Central AR CCC - Males Total	160	0	0	0	0	160	150	106.7%
East Central AR CCC/Females	379	0	1	0	0	380	362	
East Central AR CCC-Females Drug Treatment/Females	10	0	0	0	0	10	0	
East Central AR CCC Supervision Sanction-Female/90 Day PV in CCC Females	22	0	0	0	0	22	0	
East Central AR CCC Supervision Sanction-Female/Females	47	0	0	0	0	47	88	
East Central AR CCC Total	458	0	1	0	0	459	450	102.0%
NE AR CCC - Drug Treatment/Males	20	0	0	0	0	20	25	
NE AR CCC/Males	229	0	0	0	1	230	215	
NE AR CCC Total	249	0	0	0	1	250	240	104.2%
Omega Supervision Sanction Center/ Sanction Males*	112	0	0	0	0	112	0	
Omega Supervision Sanction Center/90 Day PV in CCC Males	182	0	0	0	0	182	0	
Omega Supervision Sanction Center/Males	112	0	0	0	5	117	300	
Omega Supervision Sanction Center Total	406	0	0	0	5	411	300	137.0%
Phillips County Detention Center/90 Day PV in CCC Males	59	0	0	0	0	59	0	
Phillips County Detention Center/Males	0	1	0	0	1	2	80	
Phillips County Detention Center Total	59	1	0	0	1	61	80	76.3%
SW AR CCC/Males	494	0	1	0	1	496	510	
SW AR Supervision Sanction Center/Males	93	0	1	0	0	94	100	
SW AR CCC Total	587	0	2	0	1	590	610	96.7%
White River Correctional Center/90 Day PV in CCC Males	160	0	0	0	0	160	0	
White River Correctional Center/Males	0	0	0	0	2	2	173	
White River Correctional Center Total	160	0	0	0	2	162	173	93.6%
In Transit Count:	0							
TOTALS - UNIT COUNT	2,079	1	3	0	10	2,093		
					Male	1,634	1,553	105.2%
					Female	459	450	102.0%
					Total	2,093	2,003	104.5%
County Jail Backup SSP/Females Total	12	0	0	0	0	12		
County Jail Backup SSP/Males Total	34	0	0	0	0	34		
County Jail Backup/Females Total	59	0	0	0	0	59		
County Jail Backup/Males Total	73	0	0	0	0	73		
TOTAL - NONAGENCY	178	0	0	0	0	178		
					Male	107		
					Female	71		
					Total	178		
Re-Entry Act 146 Total	173	0	0	0	0	173	208	83.2%
GRAND TOTAL	2,430	1	3	0	10	2,444		

FACILITY POPULATIONS - JULY 2025

Location:	In Count	Out To:					Total	Capacity	% Capacity
		ORCU Hosp	Other Hosp	Furlough	Court				
Benton Work Release/Males	337	0	0	0	0	337	325		
Benton Work Release Total	337	0	0	0	0	337	325	103.7%	
Cummins Unit/Males	1,677	0	1	1	3	1,682	1,550		
Cummins Modular Unit/Males	310	0	0	0	0	310	300		
Cummins Unit Total	1,987	0	1	1	3	1,992	1,850	107.7%	
Delta Regional Unit Total	625	0	1	0	3	629	472	133.3%	
East AR Region. Unit/Males	1,114	0	1	0	0	1,115	1,000		
East AR Regional Max Unit/Males	511	0	1	0	3	515	432		
East AR Region. Unit Total	1,625	0	2	0	3	1,630	1,432	113.8%	
Grimes Unit Total	1,090	0	1	0	3	1,094	1,012	108.1%	
McPherson Unit/Females	1,226	0	1	0	2	1,229	1,168		
McPherson MH Residential Prog Unit/Females	34	0	0	0	0	34	40		
McPherson Unit Total	1,260	0	1	0	2	1,263	1,208	104.6%	
Mississippi County W/R/Males	187	0	0	0	0	187	102		
Miss. Co. Regional Maintenance/Males	0	0	0	0	0	0	43		
Mississippi County W/R Total	187	0	0	0	0	187	145	129.0%	
Tucker Work Release/Males	112	0	0	0	0	112	124		
Norris Unit/Males	583	1	1	0	0	585	532		
Norris Unit Total	695	1	1	0	0	697	656	106.3%	
North Central Unit Total	920	0	2	0	4	926	700	132.3%	
NW ARK Work Release Total	108	0	0	0	0	108	100	108.0%	
Ouachita River Correctional Unit/Males	1,437	11	4	0	5	1,457	1,415		
Ouachita River Correction Unit New Commitment/Males	340	1	1	0	3	345	246		
ORCU MH Residential Prog Unit/Males	90	1	0	0	0	91	128		
Ouachita River Correctional Unit Total	1,867	13	5	0	8	1,893	1,789	105.8%	
Ester Unit/Males	696	1	1	0	0	698	579		
Randall L. Williams Cor. Facility/Males	527	0	2	0	1	530	518		
Pine Bluff Unit/Males	558	0	0	0	0	558	520		
PB Unit Work Release/Females	56	0	0	0	0	56	54		
Pine Bluff Complex Total	1,837	1	3	0	1	1,842	1,671	110.2%	
Texarkana Work Release/Males	101	0	0	0	0	101	96		
Texarkana Regional Maintenance/Males	33	0	0	0	0	33	32		
Texarkana Work Release Total	134	0	0	0	0	134	128	104.7%	
Tucker Unit/Males	1,009	0	1	0	2	1,012	982		
Tucker Unit Total	1,009	0	1	0	2	1,012	982	103.1%	
Varner Unit/Males	1,197	0	1	0	4	1,202	1,100		
Varner Super Max/Death Row Males*	23	0	0	0	0	23	0		
Varner Super Max/Males	474	0	0	0	1	475	498		
Varner Unit Total	1,694	0	1	0	5	1,700	1,598	106.4%	
Wrightsville Unit/Males	861	0	0	0	1	862	850		
Wrightsville Hawkins Center/Females	3	0	0	0	0	3	0		
Wrightsville Hawkins Center/Males	238	0	0	0	2	240	200		
Wrightsville Hawkins for Males/Males	197	0	0	0	0	197	200		
Wrightsville Unit Total	1,299	0	0	0	3	1,302	1,250	104.2%	
In Transit Count:	0								
TOTALS - UNIT COUNT	16,674	15	19	1	37	16,746			
						Male	15,424	14,056	
						Female	1,322	1,262	
						Total	16,746	15,318	
								109.7%	
								104.8%	
								109.3%	
ALETA / Males Total	13	0	0	0	0	13	20		
AR State Police / Males Total	55	0	0	0	0	55	65		
Ark. Concurrent Sentences / Females Total	0	0	0	0	0	0	0		
Ark. Concurrent Sentences / Males Total	2	0	0	0	0	2			
County 309 / Females Total	126	0	0	0	0	126			
County 309 / Males Total	193	0	0	0	0	193			
County 309 Total	319	0	0	0	0	319	350		
County Jail Backup / Females Total	82	0	0	0	0	82			
County Jail Backup / Males Total	1,561	0	0	0	0	1,561			
Interstate Compact / Females Total	1	0	0	0	0	1			
Interstate Compact / Males Total	27	0	0	0	0	27			
TOTAL - NONAGENCY	2,060	0	0	0	0	2,060			
						Male	1,851		
						Female	209		
						Total	2,060		
GRAND TOTAL	18,734	15	19	1	37	18,806			

Total Death Row Male/Female = 23
 ACC Reentry Transfers / Females Total = ACC 38
 Reentry Transfers / Males Total = 135

FISCAL YEAR 2026 COUNTY JAIL BACKUP - JULY 2025

DAY		Jul-25
1		1,550
2		1,573
3		1,551
4		1,576
5	*	1,576
6	*	1,576
7		1,576
8		1,592
9		1,605
10		1,596
11		1,577
12	*	1,577
13	*	1,577
14		1,567
15		1,593
16		1,594
17		1,606
18		1,638
19	*	1,638
20	*	1,638
21		1,615
22		1,624
23		1,648
24		1,636
25		1,626
26	*	1,626
27	*	1,626
28		1,604
29		1,633
30		1,644
31		1,643
Avg Daily Backup		1,603

Note: Totals do not include 309 Contracts in County Jails (maximum of 350)

County Jail Back-up average for July 2025 - 1,603

Short-Term Revocation Program average for July 2025 - 132

STTG UNIT COUNTS – JULY 2025

Unit	Beginning Total	Confirmed	Suspected	In	Out	Paroled	Removed	Ending Total	Total Unit Population	Unit % of STTG's
Benton	84	0	0	4	9	4	0	75	337	22.26%
Cummins	682	0	0	74	66	0	0	690	1,992	34.64%
Delta	223	0	0	11	6	0	0	228	629	36.25%
EARU	696	0	0	10	4	6	0	696	1,630	42.70%
Ester	184	0	0	16	23	2	0	175	698	25.07%
Grimes	416	0	0	28	16	11	0	417	1,094	38.12%
Hawkins	97	0	0	13	1	0	0	109	440	24.77%
Norris	310	0	0	11	10	0	1	310	697	44.48%
McPherson	45	3	0	4	0	0	0	52	1,263	4.12%
MCWR	60	0	0	2	0	0	0	62	187	33.16%
NCU	270	1	0	28	22	9	0	268	926	28.94%
NWAWR	22	0	0	1	0	0	0	23	108	21.30%
ORCU	342	0	0	74	49	5	0	362	1,548	23.39%
ORCU Intake	127	100	0	0	128	0	0	99	345	28.70%
Pine Bluff	136	0	0	10	12	3	0	131	614	21.34%
RLW	204	0	0	21	26	3	0	196	530	36.98%
TWR	39	0	0	0	1	0	0	38	134	28.36%
Tucker	277	0	0	19	8	8	0	280	1,012	27.67%
Varner	760	0	0	53	51	3	1	758	1,700	44.59%
Wrightsville	234	0	0	18	13	10	0	229	862	26.57%
Total	5,208	104	0	397	445	64	2	5,198	16,746	31.04%

ORCU Intake brought in 100 new STTG members into ADC last month.

STTG DISCIPLINARY REPORT – JULY 2025

Unit	STTG Incidents	STTG Suspected Incidents	Total Unit Disciplinary	Disciplinary Involving STTG	Percentage
Benton	0	0	16	7	43.75%
Cummins	0	0	543	281	51.75%
Delta	0	0	176	77	43.75%
EARU	0	0	230	141	61.30%
Easter	0	0	148	77	52.03%
Grimes	0	0	144	73	50.69%
Hawkins	0	0	7	3	42.86%
Norris	0	0	109	64	58.72%
McPherson	0	0	184	16	8.70%
MCWR	0	0	5		0.00%
NCU	2	0	159	64	40.25%
NWAWR	0	0	5	1	20.00%
ORCU	0	0	148	51	34.46%
ORCU Intake	0	0	5	1	20.00%
Pine Bluff	0	0	150	49	32.67%
RLW	0	0	159	82	51.57%
TWR	0	0	5	2	40.00%
Tucker	0	0	87	40	45.98%
Varner	0	0	323	175	54.18%
Wrightsville	0	0	191	79	41.36%
Total	2	0	2,794	1,283	45.92%

STTG COUNTS BY STTG SET – JULY 2025

STTG Set	Benton	Cummins	Delta	EARU	Ester	Grimes	Hawkins	Norris	McPherso	MCWR	NCU	NWAWR	ORCU	Intake	PB	RLW	TWR	Tucker	Varner	Wrightsvil	Total	
Asian	1	1	0	0	0	1	0	0	0	0	0	0	0	0	1	0	0	1	1	0	2	8
Bloods	13	140	42	145	31	88	19	66	7	8	54	1	58	19	27	38	9	42	158	41	1,006	
Crips	9	72	37	87	19	48	9	49	4	9	26	3	31	10	9	28	3	26	106	36	621	
Folk	4	75	15	54	11	22	0	30	5	2	15	4	12	9	5	8	1	19	54	33	378	
GD	14	149	40	175	33	99	26	75	10	15	75	1	100	18	29	37	5	77	191	37	1,206	
Mexican	9	26	12	27	9	10	1	5	5	2	13	0	14	2	4	4	0	12	24	13	192	
Motorcycle	0	2	0	1	0	0	0	1	1	1	2	0	2	0	2	0	0	1	1	2	16	
Other	1	18	10	17	4	10	7	6	4	1	9	1	17	0	7	9	2	10	23	4	160	
People	3	36	11	37	10	26	5	22	0	1	11	0	9	1	4	7	1	9	32	10	235	
Unknown	0	14	4	6	7	3	5	4	0	4	2	2	0	0	3	7	3	4	9	3	80	
W/S	10	75	25	39	26	31	17	9	5	9	17	7	75	22	22	22	8	41	43	20	523	
AB	2	10	1	5	4	8	3	0	2	0	3	1	3	1	2	2	0	4	19	4	74	
AC	0	8	5	18	3	8	1	4	1	2	6	1	4	1	0	2	0	3	14	0	81	
NAE	4	35	16	31	10	26	6	15	3	3	17	1	20	7	5	21	4	10	36	12	282	
WAR	5	29	10	54	8	37	10	24	5	5	18	1	17	8	12	11	1	21	48	12	336	
Total	75	690	228	696	175	417	109	310	52	62	268	23	362	99	131	196	38	280	758	229	5,198	

Key:

GD = Gangster Disciples

W/S = White Supremacist

NAE = New Aryan Empire

WAR = White Aryan Resistance

AC = Aryan Circle

AB = Aryan Brotherhood

MEDICATION-ASSISTED TREATMENT PROGRAM (MAT) REPORT - JULY 2025

Locations:	MAT Start Dates	Active Program Participants	New Clients in the Program this Month	Dropped Out	Total Active Participants
CACCC - Little Rock	Sep-19	6	1	0	6
EACCC - West Memphis	Jul-18	42	14	0	42
NEACCC - Osceola	Dec-21	0	0	0	0
SWACCC - Texarkana	Jul-18	4	0	0	4
Probation / Parole	2018	5		2	7
Medically Withdrawn	Closed Unsuccessful	Completed	Total Active		
99	214	204	59		
Total # of Participants Since Program Began					1050

Clinical Activities

Action	Jul-23	Aug-23	Sep-23	Oct-23	Nov-23	Dec-23
Assessments Completed in units	42	20	11	9	4	13
# of Clients Educated in units	352	515	403	426	427	400
# of Clients Released to Supervision	12	7	3	2	4	6
Pre-Release Interviews Completed	14	15	15	4	4	8

Clinical Activities

Action	Jan-24	Feb-24	Mar-24	Apr-24	May-24	Jun-24
# of Assessments Completed in units	13	3	12	11	11	9
# of Clients Educated in units	411	261	514	420	353	282
# of Clients Released to Supervision	4	7	10	7	11	10
Pre-Release Interviews Completed	11	6	14	14	7	14

Action	Jul-24	Aug-24	Sep-24	Oct-24	Nov-24	Dec-24
# of Assessments Completed in units	8	0	0	20	9	2
# of Clients Educated in units	221	279	220	234	170	110
# of Clients Released to Supervision	12	6	10	7	13	11
Pre-Release Interviews Completed	7	7	4	11	11	11

Action	Jan-25	Feb-25	Mar-25	Apr-25	May-25	Jun-25
# of Assessments Completed in units	9	14	7	34	5	11
# of Clients Educated in units	119	250	237	92	104	69
# of Clients Released to Supervision	10	5	6	6	9	5
Pre-Release Interviews Completed	9	9	9	11	10	10

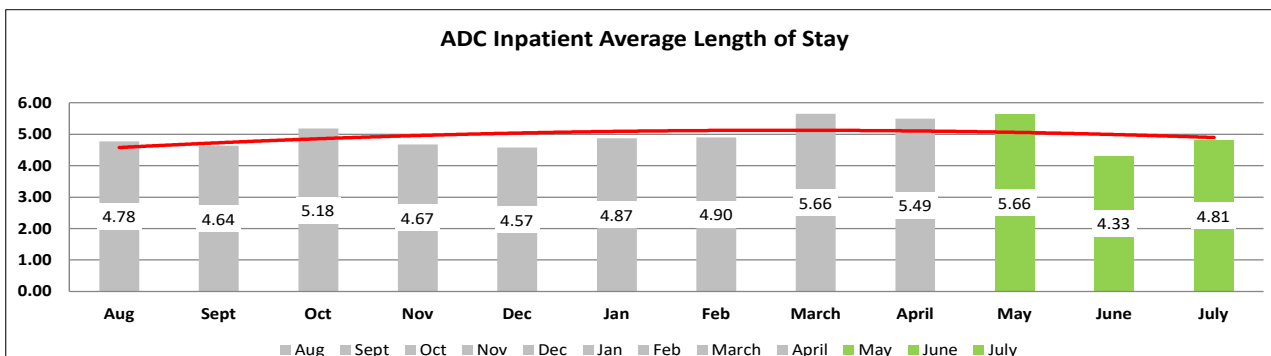
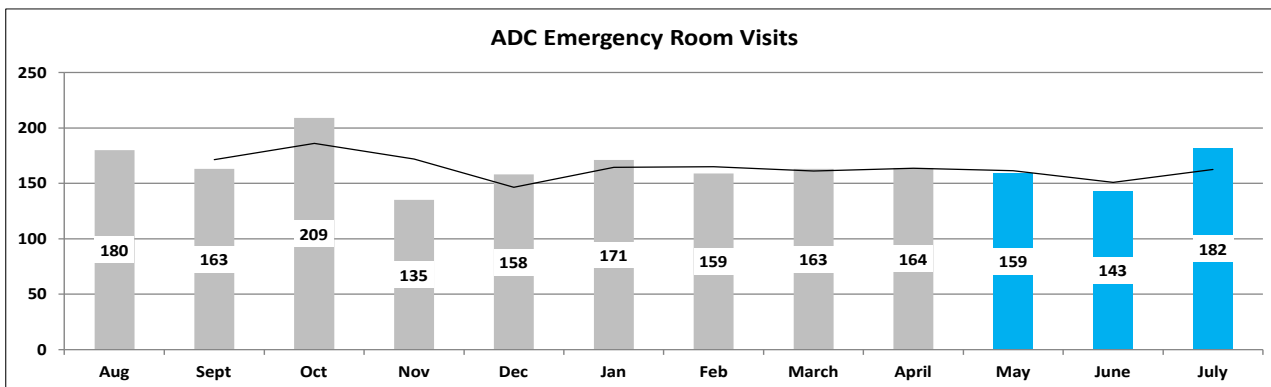
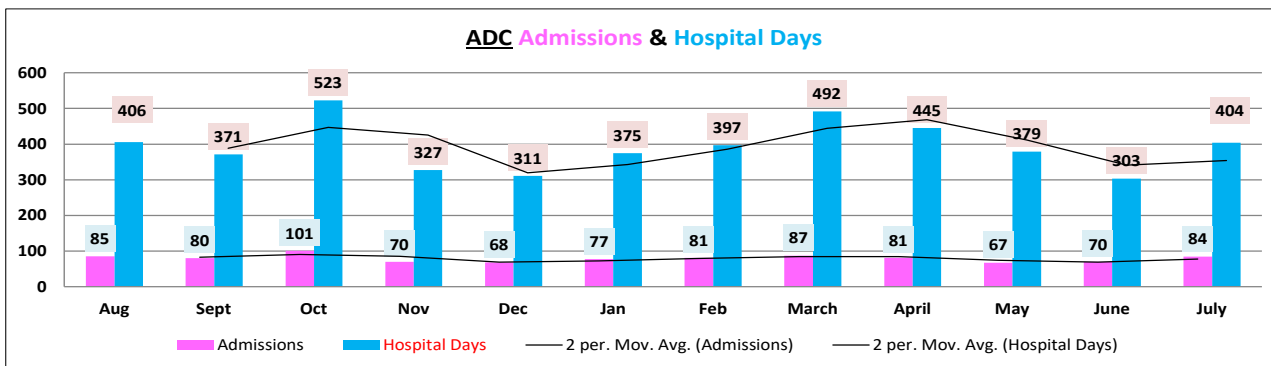
Action	Jul-25	Aug-25	Sep-25	Oct-25	Nov-25	Dec-25
# of Assessments Completed in units	15					
# of Clients Educated in units	104					
# of Clients Released to Supervision	6					
Pre-Release Interviews Completed	6					

ADC INPATIENT AND EMERGENCY ROOM UTILIZATION

ARKANSAS DEPARTMENT OF CORRECTION INPATIENT AND EMERGENCY ROOM UTILIZATION

ADC Inpatient Statistics Past 12 Months														
	2024	2024	2024	2024	2024	2025	2025	2025	2025	2025	2025	2025	2025	Average
	Aug	Sept	Oct	Nov	Dec	Jan	Feb	March	April	May	June	July		
Admissions	85	80	101	70	68	77	81	87	81	67	70	84	79	
Hospital Days	406	371	523	327	311	375	397	492	445	379	303	404	394	
Average Length of Stay	4.78	4.64	5.18	4.67	4.57	4.87	4.90	5.66	5.49	5.66	4.33	4.81	4.98	

ADC ER Visits Past 12 Months														
	2024	2024	2024	2024	2024	2025	2025	2025	2025	2025	2025	2025	2025	Average
	Aug	Sept	Oct	Nov	Dec	Jan	Feb	March	April	May	June	July		
Emergency Room Visits	180	163	209	135	158	171	159	163	164	159	143	182	165.5	

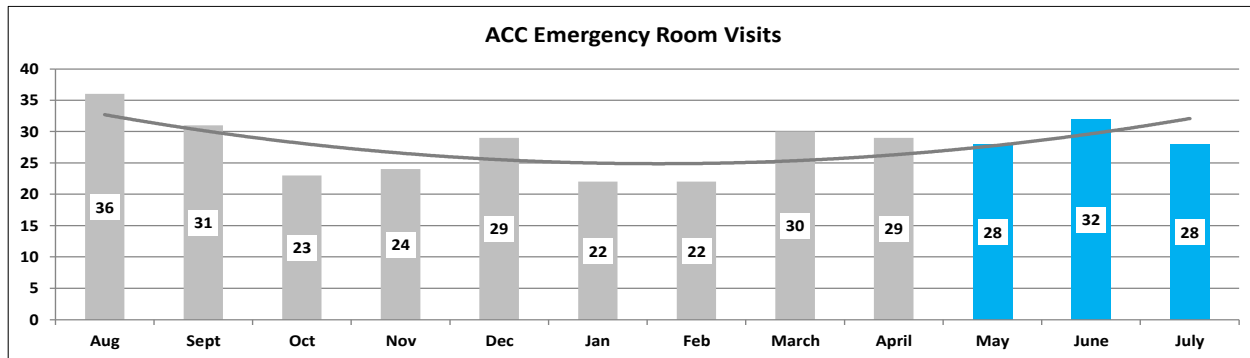
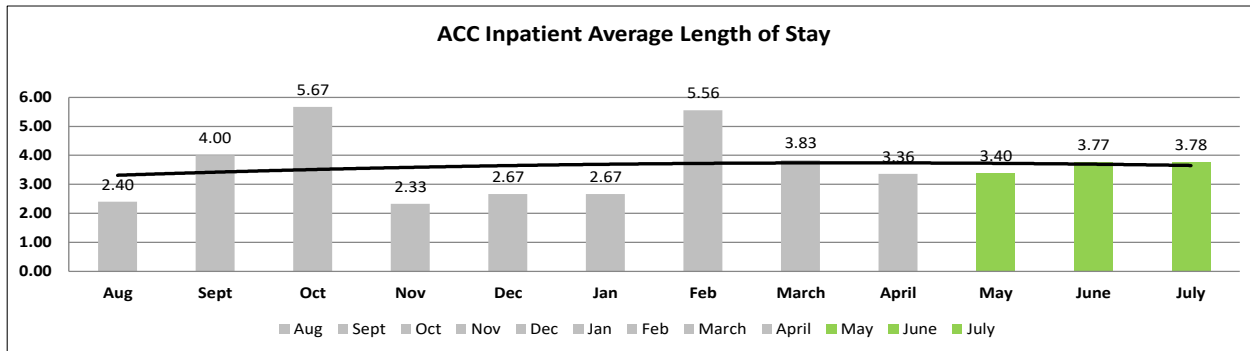
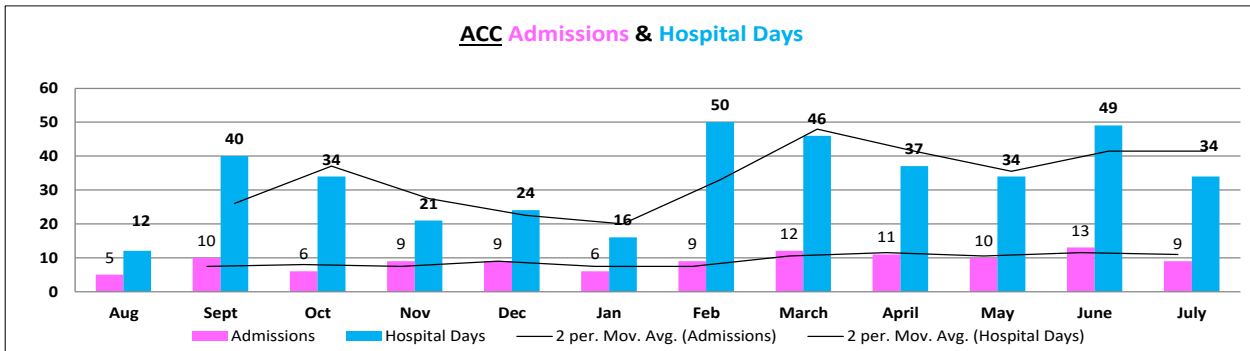


COMMUNITY CORRECTIONS INPATIENT AND EMERGENCY ROOM UTILIZATION

ARKANSAS COMMUNITY CORRECTION
INPATIENT AND EMERGENCY ROOM UTILIZATION

ACC Inpatient Statistics Past 12 Months													
	2024	2024	2024	2024	2024	2025	2025	2025	2025	2025	2025	2025	
	Aug	Sept	Oct	Nov	Dec	Jan	Feb	March	April	May	June	July	Average
Admissions	5	10	6	9	9	6	9	12	11	10	13	9	9
Hospital Days	12	40	34	21	24	16	50	46	37	34	49	34	33
Average Length of Stay	2.40	4.00	5.67	2.33	2.67	2.67	5.56	3.83	3.36	3.40	3.77	3.78	3.64

ACC ER Visits Past 12 Months													
	2024	2024	2024	2024	2024	2025	2025	2025	2025	2025	2025	2025	
	Aug	Sept	Oct	Nov	Dec	Jan	Feb	March	April	May	June	July	Average
Emergency Room Visits	36	31	23	24	29	22	22	30	29	28	32	28	27.8



MEDICAL GRIEVANCE BOARD REPORT – JULY 2025

Unit	Acknowledged/Received	Rejected	Reviewed & Signed by Dep Director	With Merit	With Merit, but Resolved	% With Merit	Without Merit
Benton	0	0	0	0	0	0%	0
Central AR CCC	0	0	0	0	0	0%	0
CMU	0	1	0	0	0	0%	0
Cummins	3	6	5	0	0	0%	5
Delta	1	0	1	0	0	0%	1
EARU	4	3	5	1	0	20%	4
EARU Max	12	4	8	0	0	0%	8
ECCCC	0	0	0	0	0	0%	0
Ester	0	0	0	0	0	0%	0
Grimes	18	13	21	1	0	5%	20
Hawkins	0	0	0	0	0	0%	0
McPherson	1	7	5	0	0	0%	5
MCWRC	0	0	0	0	0	0%	0
MSU	6	0	12	0	0	0%	12
NECCC	0	0	0	0	0	0%	0
North Central	0	0	0	0	0	0%	0
NWAWRC	0	0	0	0	0	0%	0
Omega Supervision	0	1	0	0	0	0%	0
Ouachita	1	2	1	0	0	0%	1
Phillips County	0	0	0	0	0	0%	0
Pine Bluff	5	2	4	0	0	0%	4
Randall L. Williams	3	3	3	0	0	0%	3
SNU	2	0	3	0	0	0%	3
SNN	0	0	0	0	0	0%	0
SWCCC	1	0	1	0	0	0%	1
TRCC	0	0	0	0	0	0%	0
Tucker	3	2	5	0	0	0%	5
Varner	0	1	1	0	0	0%	1
Varner Super Max	7	3	5	1	0	20%	4
White River	0	0	0	0	0	0%	0
WRU	6	0	6	0	0	0%	6
WHM	0	0	0	0	0	0%	0
WWR	0	0	0	0	0	0%	0
Total	73	48	86	3	0	3.49%	83

CHAPLAINCY

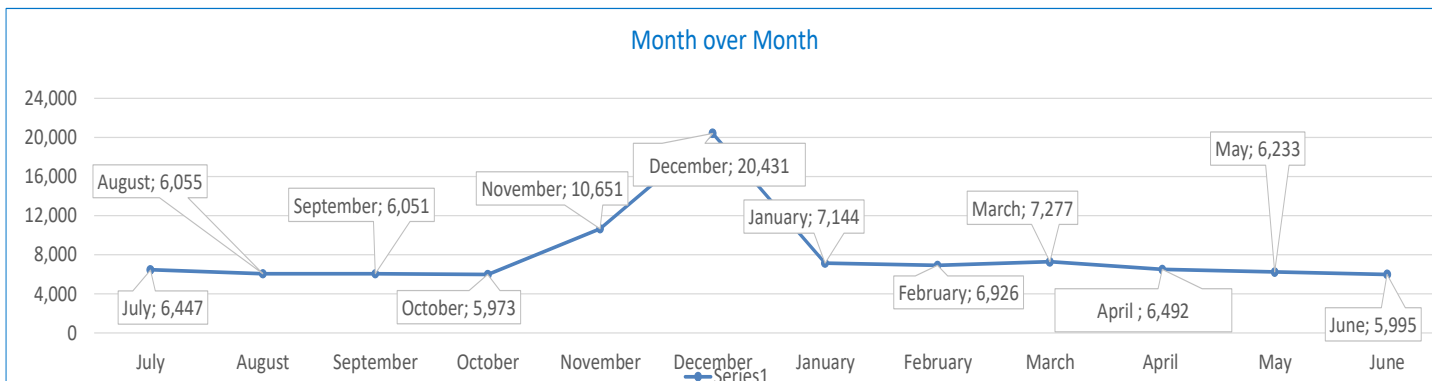
Month: July Year: 2025	CUMMINS	DELTA REGIONAL	EAST ARKANSAS	EAST AR MAX	ESTER	GRIMES	HAWKINS	LB NORRIS	MCPHERSON	NORTH CENTRAL	OJACHITA RIVER	PINE BLUFF	RANDALL L. WILLIAMS	TUCKER	VARNER	VARNER MAX	WRIGHTSVILLE	TOTAL
Services Chaplains Oversaw																		
Christian																		
Population	6	3	30	0	2	12	5	4	7	1	4	7	5	3	14	0	1	104
Segregation	0	0	0	0	0	0	0	4	0	0	0	0	0	0	0	0	0	4
Muslim																		
Population	4	4	4	0	4	4	4	3	4	5	4	4	4	4	4	0	3	59
Segregation	0	0	0	0	0	0	0	0	0	0	0	0	0	0	0	0	0	0
167																		
Volunteers in Charge																		
Protestant	20	2	0	0	18	6	3	16	10	10	11	6	17	11	0	0	8	138
Catholic	1	0	0	0	1	4	2	0	2	5	5	0	1	0	4	0	3	28
Muslim	1	4	0	0	0	0	0	2	4	0	0	4	0	0	0	0	1	16
Other	0	0	0	0	0	5	0	2	5	0	9	0	0	0	6	0	0	27
Baptism	18	0	0	0	0	0	0	6	0	2	2	0	4	4	0	0	0	36
Marriages																		
	0	0	0	0	0	0	0	0	0	0	0	0	0	0	0	0	0	0
Distributed by Chaplains																		
Greeting Cards	6	17	0	0	0	69	0	26	0	21	102	8	8	125	48	242	0	672
Bibles, Quran, Torah, Etc.	30	4	10	34	26	22	5	7	31	77	375	26	26	10	37	77	13	810
Study Course	240	24	0	0	118	0	0	0	31	0	91	3	2	67	56	19	0	651
Writing Supplies	60	0	0	0	295	109	10	37	108	0	317	0	0	10	0	0	0	946
Literature	2,000	110	1,338	65	836	138	214	19	124	634	245	230	80	256	645	427	220	7,581
Chaplain's Visits																		
Barracks	10	10	19	12	48	171	12	40	123	50	581	32	110	109	148	12	17	1,504
Approximate Hours Spent in Barracks	2	5	2	3	12	74	1	26	37	19	123	5	24	27	37	4	11	412
Inmate Office visits	41	115	28	0	5	90	10	23	105	20	5	15	14	295	56	0	15	837
Other Office visits	25	110	7	2	8	33	9	9	0	0	62	50	30	44	34	0	5	428
Hospital	1	0	0	0	0	0	0	0	0	1	23	0	0	0	0	0	4	29
Infirmary/Sick Call	3	0	6	0	4	9	4	2	4	5	15	9	9	3	5	5	4	87
Restrictive/Punitive Housing	6	5	0	0	3	8	4	4	4	5	14	6	6	13	5	5	0	88
PC - DRU		5																5
Visitation Days	0	0	0	0	0	0	0	0	0	0	0	0	0	0	0	0	0	0
Volunteer Visits																		
RCV	0	0	0	0	0	5	10	2	5	10	0	3	7	2	0	0	0	44
OCV	8	9	29	0	14	6	30	39	48	21	46	0	0	26	10	0	0	286
Spiritual Advisor	0	0	0	0	0	0	0	0	0	0	0	0	0	0	0	0	0	0
CRA	51	1	45	0	37	20	37	63	61	104	77	6	21	102	35	13	33	706
Religious Volunteer Hours																		
Volunteer Hours	138	22	156	0	105	175	77	241	301	611	538	21	51	326	111	23	66	2,962
Denominational/Volunteer Chaplain Hours	30	1	0	0	25	0	0	57	0	33	39	51	0	66	19	2	30	353
3,315																		
Other Activities of Chaplain																		
Counseled Employees	25	22	18	0	6	4	1	5	2	0	11	15	4	15	94	0	2	224
Orientation Sessions	5	0	1	0	0	0	0	1	0	5	0	0	0	0	0	0	0	12
Free World Devotions	0	0	9	0	6	0	0	0	0	2	10	0	0	2	18	0	0	47
Spoke in Churches	0	0	9	0	0	0	0	0	0	1	12	2	3	4	18	0	0	49
Crisis Intervention Sessions	1	0	6	0	0	5	5	2	3	0	146	0	0	7	5	3	6	189
Marriage Counseling	0	2	2	0	0	0	0	0	0	4	0	1	1	0	0	0	0	10
Denominational Meeting	0	0	3	0	2	0	0	0	0	0	0	0	6	0	0	0	0	11
Chaplain's Meeting	2	1	2	0	1	1	1	1	2	1	2	1	1	1	5	0	1	23
Volunteer Training Session	0	1	0	0	1	0	0	6	1	1	0	0	1	2	0	0	0	13
Chaplain Transfers																		
	0	5	0	0	0	0	0	0	0	0	0	0	0	0	0	0	0	5
Chaplain Promotions																		
	0	0	0	0	0	0	0	0	0	0	0	0	0	0	0	0	0	0
PAL PROGRAM																		
Enrolled at start of month	60	24	53	0	57	50	0	23	55	70	40	0	0	60	48	0	25	565
Enrolled during the month	9	7	1	0	0	10	0	2	1	10	4	0	0	6	5	0	1	56
Removed From PAL Program																		
# Paroled	2	2	0	0	0	1	0	0	1	1	1	0	0	0	1	0	0	9
# Completed	4	2	0	0	0	4	0	2	1	0	1	0	0	2	3	0	2	21
# Withdrew	3	0	0	0	0	0	0	0	7	2	0	0	0	0	0	0	0	12
# Removed	0	1	0	0	1	5	0	0	1	4	3	0	0	0	1	0	0	16
# Transferred	0	2	0	0	1	2	0	0	0	3	1	0	0	3	1	0	0	13
Total Removed from PAL Program	9	7	0	0	2	12	0	2	10	10	6	0	0	5	6	0	2	71
Total Enrolled at the End of the Month	60	24	54	0	55	48	0	23	46	70	38	0	0	61	47	0	24	550
Volunteers In PAL																		
	13	2	9	0	7	19	0	12	46	16	8	0	0	6	0	0	7	145
Special Events:																		
	0	0	0	0	0	0	0	4	1	1	0	1	0	0	1	0	1	9

SECURUS VIDEO VISITATION REPORT JULY 2025

AR-DOC SVV Activity Tracker

Total ADP **18,373**

Total Visits by Month	July	August	September	October	November	December	January	February	March	April	May	June
Total (Includes SuperMax)	6,447	6,055	6,051	5,973	10,651	20,431	7,144	6,926	7,277	6,492	6,233	5,995
Target Objective	15,587	15,587	15,587	15,587	15,587	15,587	15,587	15,587	15,587	15,587	15,587	15,587



Completed Visits

Site	Current Month	Previous Month
Benton	100	120
Cummins	390	383
Delta Regional	367	354
East Arkansas Regional	445	471
Ester	399	364
Grimes	587	561
J Aaron Hawkins Sr.	129	168
Tucker Max	202	219
Mcpherson	453	433
Mississippi County WRC	58	51
North Central	501	486
NW Arkansas WRC	35	47
Ouachita River	534	542
Pine Bluff Re-Entry	41	53
Pine Bluff Complex	118	105
Randall L Williams	113	141
State Police Barracks	33	34
Texarkana Regional	67	69
Tucker Unit	447	437
Varner	753	702
Wrightsville Unit	258	255
Tucker Re-entry	0	0
Total:	6030	5995

25-Jul 25-Jun

Missed by Inmate

Site	Current Month	Previous Month
Benton	0	3
Cummins	15	25
Delta Regional	6	8
East Arkansas Regional	17	23
Ester	9	12
Grimes	11	16
J Aaron Hawkins Sr.	3	4
Tucker Max	8	5
Mcpherson	6	10
Mississippi County WRC	7	6
North Central	12	23
NW Arkansas WRC	1	1
Ouachita River	14	15
Pine Bluff Re-Entry	1	2
Pine Bluff Complex	4	7
Randall L Williams	5	1
State Police Barracks	0	3
Texarkana Regional	2	3
Tucker Unit	6	15
Varner	18	49
Wrightsville Unit	1	3
Tucker Re-entry	0	0
Total:	146	234

25-Jul 25-Jun

**SECURUS TABLET REPORT
JULY 2025**

Contract ID	Site ID	Agency Name	Personal Tablets (All)	0	5	Community / Inventory	Officer	Total	
I-003320	9322	AR DOC - BENTON UNIT	337	77	260	70	8	415	
I-003320	9323	AR DOC - CUMMINS UNIT	1,937	1,582	355	589	17	2,543	
I-003320	9324	AR DOC - DELTA REGIONAL UNIT	625	435	190	131	19	775	
I-003320	9325	AR DOC - EAST ARKANSAS REGIONAL UNIT	1,581	1,273	308	641	10	2,232	
I-003320	7981	AR DOC - ESTER UNIT	702	501	201	282	20	1,004	
I-003320	9326	AR DOC - GRIMES UNIT	1,080	762	318	639	14	1,733	
I-003320	9340	AR DOC - JAARON HAWKINS SR CENTER FOR W	440	333	107	205	19	664	
I-003320	9328	AR DOC - MCPHERSON UNIT	1,258	853	405	792	40	2,090	
I-003320	9329	AR DOC - MISSISSIPPI COUNTY WORK RELEASE	187	33	154	125	9	321	
I-003320	9330	AR DOC - NORTH CENTRAL UNIT	923	659	264	114	10	1,047	
I-003320	9331	AR DOC - NW ARKANSAS WORK RELEASE CENTER	108	20	88	21	8	137	
I-003320	9332	AR DOC - OUACHITA RIVER UNIT	1,715	1,166	549	1,666	51	3,432	
I-003320	7715	AR DOC - PINE BLUFF RE-ENTRY CENTER	56	5	51	23	0	79	
I-003320	9333	AR DOC - PINE BLUFF UNIT	560	410	150	85	9	654	
I-003320	9334	AR DOC - RANDALL L WILLIAMS FACILITY	520	371	149	163	15	698	
I-003320	9097	AR DOC - STATE POLICE BARRACKS	57	38	19	7	3	67	
I-003320	9335	AR DOC - TEXARKANA REGION CORRECTION CEN	134	43	91	85	15	234	
I-003320	9327	AR DOC - TUCKER MAXIMUM SECURITY UNIT	534	396	138	198	14	746	
I-003320	7806	AR DOC - TUCKER RE-ENTRY CENTER	114	36	78	51	2	167	
I-003320	9336	AR DOC - TUCKER UNIT	1,013	741	272	238	15	1,266	
I-003320	9337	AR DOC - VARNER UNIT	1,673	1,268	405	459	21	2,153	
I-003320	7133	AR DOC - WRIGHTSVILLE SATELLITE UNIT	0	0	0	0	2	2	
I-003320	9338	AR DOC - WRIGHTSVILLE UNIT	854	628	226	506	18	1,378	
			16,408	11,630	4,778	7,090	339	23,837	