



# DIVISION OF COMMUNITY CORRECTION BOARD REPORT

September 2025

Jim Cheek  
Director



## COMMUNITY SUPERVISION AREA HIGHLIGHTS:

### AREA 1

On August 15, 2025, I, DEA Task Force Officer/Agent Craig Foreman of the Arkansas Department of Corrections (Division of Community Correction, Community Supervision Services, Area 1 – Benton County), received information from a confidential source (CS) indicating that Danny VEGA (DOB: 08/31/1985; Active Parolee; ADC #180779) was occupying Room 119 at the Regency 7 Motel in Rogers, Arkansas, and was in possession of narcotics. VEGA also had confirmed active felony warrants issued out of Benton County, Arkansas, and the Arkansas Board of Parole, pertaining to the following charges:

- Failure to Appear (Felony)
- Absconding (Felony)

Based on this information, personnel from the DEA and the Benton County Special Operations Unit developed and executed an operational plan to verify VEGA's location and serve the felony warrants.

Upon arrival at the Regency 7 Motel, contact was made with motel management. Management advised that Room 119 was registered to Cortney WOGAMON (Active Probationer; PID #0343181) and provided a paper copy of her identification, which confirmed her identity. Management also provided a room key.

Agents approached Room 119, knocked, and loudly announced their presence, ordering the occupants to open the door. After receiving no response, entry was made using the key. VEGA was located near the bed and immediately detained. WOGAMON was located in the bathroom, seated on the toilet. She was instructed to dress and place her hands behind her back, which she did without incident. As she stood, Agents observed a white baggie containing suspected methamphetamine floating in the toilet bowl. The baggie was recovered, and WOGAMON stated that VEGA had placed it in the toilet upon hearing officers knocking.

A compliance check search of the room was conducted. Additional narcotic contraband was located and collected by the Benton County Sheriff's Office (BCSO). The total weight of the three recovered baggies of suspected methamphetamine was approximately three gross grams. WOGAMON was released from the scene pending further investigation.

### AREA 2

On August 20, Agents Bobby Hicks and Charley Slater conducted a home visit on probationer Billy Lunyou, PID#

6670, at his reported residence, 187 County Road 458, in Mountain Home. Upon arrival Lunyou was exiting a small outbuilding and shut the door behind him when he saw the community supervision agents. Agent Slater opened the door to the building and another male subject, who would later be identified as Nikolas Kellem, was sitting inside. A search was conducted which yielded the discovery of approximately three grams of suspected methamphetamine, four meth bongs, two meth pipes, two digital scales, and a .22 caliber rifle that was leaned against the corner of the building and loaded with a round in the chamber. Drugs and drug paraphernalia were secured and the rifled was made safe. Agents of the 14th Judicial Drug Task Force were contacted for assistance. Sergeants Zach Byrd and Rodney Wiggins of the Mountain Home Police Department responded and took evidence into their custody. Sergeant Wiggins transported Billy Lunyou and CSAs Hicks and Slater transported Kellem to the Baxter County Detention Center where custody was turned over to jail staff. Both subjects were charged with simultaneous possession of drugs and firearms, and possession of drug paraphernalia.

### AREA 3

On August 21, 2025, Agents Ashley Darnell, Rodney Wright and Blake Morris from Area 3 Searcy office attended the Region 3 Substance Misuse Prevention Conference at Harding University, hosted by Crowley's Ridge Development Council. The conference was attended by area treatment providers, peer support specialists, law enforcement and local schools. Guest Speakers were Searcy Mayor Mat Faulkner, Preventionist Pat Brannin, Peer Specialists Kelli McHughes and Ashley Sanders, and other Educators from the Area. This was an excellent networking opportunity for Area 3 Agents.

### AREA 4

On August 14, 2025, offender Colton Hardin reported to the Paragould Office for a scheduled office visit with Agent Ethan McGinnis. A subsequent

**AREA HIGHLIGHTS, continued:**

search was conducted of Hardin's vehicle which was parked in the office parking lot. Found during the search were items of drug paraphernalia. Paragould PD was called and when officers arrived, we continued to search and found a .22 caliber revolver in the vehicle. Hardin was arrested and transported to his residence for a home search. At his residence we found two more firearms, hydrocodone, and numerous articles of drug paraphernalia. Hardin was arrested for Possession of Firearm by Certain Person and Possession of Drug Paraphernalia.

**AREA 5**

Community service workers volunteer with the fundraiser for the children's coalition Faith missionary Baptist Church hosted the event and our people volunteered 60 hours to get it ready and cleaned up afterwards. Over \$5000 was raised through donations and the dessert auction. All of it will stay in the Mena community.

**AREA 6**

On 8/1/25 Area 6 Career Placement and Planning Specialist, Chris Jones took offenders to ING academy to perform community service.

**AREA 7/8**

ISP Agents Hillard detained offender Jackie Green at the parole office. Green has multiple FTA warrants out of Pulaski County. Green was handcuffed, searched, and transported to Pulaski County by Agent Hillard and Officer Thrower. Green was booked in on his warrants.

**AREA 9**

08/14/2025 - Arkansas Division of Community Corrections Area 9 participated in a multi-agency training exercise involving a mock jail escape. The event was coordinated by Texarkana Arkansas Police department and included Arkansas State Police Troop G, ADC, and the 8th South Judicial Drug Task Force with Texarkana Texas Police Department loaning its K9 officer to the training. The goal of the event was for all agencies to be on the same page in the event of a large-scale situation. The scenario for the training involved an escaped ADC inmate who shot a police officer and then fled to a rural area. Officers tracked him to a house where he barricaded himself inside no realizing two people had heard him break in and hid in a closet. This event took many turns and twist. There were drones deployed, it was an all day training that was exciting and the collaboration between all Agencies was amazing. There was an article in the Texarkana Gazette. There is an article and video on TXK Today Facebook Page as well as on Texarkana Arkansas Police Department Facebook Page. You should go view those pages to get an understanding of the large scale operation and the success.

**AREA 10**

08/13/2025: At approximately 12:12 pm, a home visit was conducted at 115 Grant 373 Prattsville, AR, residence of HENSON, Jaide A. PID#: 0389565, with the assistance of Deputy Fain with the Grant County Sheriff's department. Henson has reported this address to probation as her current residence as of 6/9/2025. Upon arrival, contact was made with the homeowner, Glenn Taylor, who verified that Henson was home at that time, and pointed to the bedroom down the hallway. At the door, CSA Craig could hear movement

inside the room. CSA Craig knocked on the door and directed Henson to exit the room. A male exited the room, identified as HOLT, Michael Wade DOB 5/28/94. He was compliant with directives and waited in the living area with Deputy Fain and Mr. Taylor. Upon entering the bedroom, CSA Craig could hear movement from the closet. Verbal commands were given for Henson to exit the closet and show her hands. After the third command, Henson complied and exited the closet. Deputy Fain detained her and placed her into handcuffs. Henson admitted that she hid because she knew she had a warrant. A search of the bedroom was conducted. In plain view on a table, CSA Craig observed a plate with a glass smoking pipe sitting on it. On top of a shelf near the closet, CSA Craig located a wooden box, and inside that box was a glass smoking pipe with suspected Methamphetamine residue in it. In the garbage can, CSA Craig located a small orange baggie with suspected Methamphetamine residue inside it. Photos were taken off all evidence in place and seized. Deputy Fain contacted the Saline County Sheriff's Office through dispatch regarding Henson's warrant. Saline County would not pickup and provided a court date. Henson was released from custody, directed to report to her supervising officer in Saline County on 8/14/25 at 8:00 am and provided with the court date for Saline County. All evidence seized was turned over to Officer E. Keathley with Group 6 Narcotics Enforcement. There wasn't enough residue to be weighed. Offender is being charged with (F) Possession of Drug Paraphernalia.

08/14/2025: CSA Childers along with Deputies with the Hot Spring County Sheriff's office conducted a home visit on Mitchell Tillery PID#: 0387794. Officers located 5.89 grams of marijuana and 2.29 grams of methamphetamines.

**AREA 11**

Home visit conducted on 8/14/2025 by Officer Davis, Agent Smith, and Officer Alexander at the residence of Joseph Engelkes PID# 381269. Offender's fiancé, and two kids were present and Engelkes was at work. Officers searched the house and while searching, a small, loaded handgun was found in between the mattress. The gun had a loaded mag in it along with 2 loaded mags next to it. Officers immediately took pictures of the gun and called Desha County Sheriff's Office for assistance. Offender's fiancé stated that she had put the gun there on Monday night because Engelkes had a sleep study done and that she and the kids were home by themselves and were scared. When asked did she have a safe, she stated she did but could not find it. She also stated that Engelkes had been there every night but Monday night while the gun was under the mattress. Once Desha County SO arrived, the search continued, and a loaded shot gun was found inside of the closet. Investigator Hernandez and Stg. Brown took possession of the shot gun and cleared it. A Walmart bag full of multiple boxes of ammunition was also found in the kitchen cabinet as well as targets as if someone had been targeting practicing. All of the items were taking by Investigator Hernandez. Reporting instructions were left for Engelkes to report on 08.15.25 @ 8:00 AM. Officers left without incident.

**AREA HIGHLIGHTS, continued:**

**ISP ARREST**

Officer	Number of Arrest
Brittney Cathey	5
Chad Hale	6
Richard Perry	4
Ryan Gordon	3
<b>Total Arrest</b>	<b>18</b>

**PROMOTIONS**

**Area 1**

- Community Supervision Officer II - Andrew J. Fuller

**Area 6**

- Community Supervision Officer I - Chris L. Jones

**Area 8**

- Community Supervision Officer III - Ricky W. Owens

**NEW HIRES**

**Area 1**

- Administrative Coordinator - Rebecca M. Floyd

**Area 2**

- Community Supervision Officer I - Lindsey E. Wildbur

**Area 10**

- Administrative Specialist - Bethany L. Davis

**Area 11**

- Administrative Coordinator - Lillian L. Walton

**TREATMENT:**

2,037 probationers and parolees were served in the general Substance Use Disorder Treatment programs. Another 1,510 participants were served in the Drug Court Treatment programs, bringing the total served to 3,547 for the month.

**REENTRY PROGRAM:**

**REENTRY FACILITIES:**

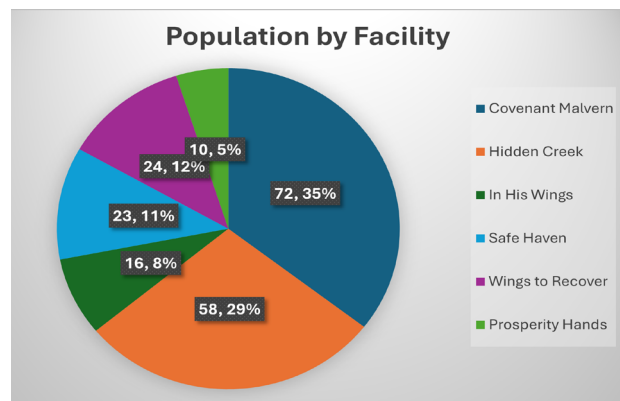
As of August 31, ACC had six licensed Reentry Facilities with 203 total residents in Phases I-IV of the Reentry program. Since the program began, there have been 3,477 individuals who have successfully completed and graduated from the program. During the month, twenty-one (21) residents completed CRC with twenty-three (23) completing, and two (2) resident enrolled in GED. A total of twenty-five (25) Reentry Facility residents received their driver's license, twenty-one (21) received an ID card, eighteen (18) received their Social Security Cards and nineteen (19) received birth certificates.

**REENTRY PROGRAM CONTINUED:**

**REENTRY OFFICERS:**

In August, 204 Reentry residents was reported to be employed and 43 residents were reported to be ineligible for employment at this time. Reentry Officers reported nine (9) education referrals, which resulted in enrollments.

Reentry Officers conducted 246 reentry facility office visits, 156 Phase IV office visits, 47 Phase IV home visits and 45 pre-parole plan verifications. Reentry Officers made 41 community contacts within their assigned area during the month and conducted 90 office visits in their area. There was two (2) Good Grid classes conducted across the state with four (4) referrals and four (4) in attendance. One (1) job fairs were held with 19 referrals and 19 in attendance.



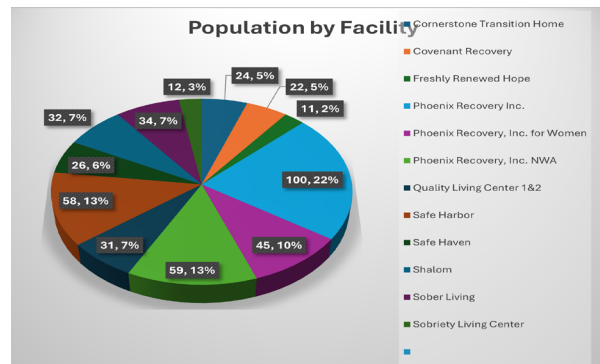
**TRANSITIONAL HOUSING:**

There are 15 licensed vendor facilities with 544 beds (454 DOC funded) in the facilities. Within the transitional facilities, there are 238 residents who have obtained full-time employment. In August, 290 residents who previously received their GED or high school diploma.

During the month, there were 37 registered sex offenders living in transitional facilities.

A total of 19 residents received their driver's license, 88 received an ID card, 97 received their Social Security card and 9 received birth certificates.

A total of 70 residents graduated from the Transitional Housing program, 22 absconded and 32 were dismissed.



SEX OFFENDER ASSESSMENT

Assessments Completed:

Risk Level	August	September 1999 through August 2025
Level 1	15	1,342
Level 2	50	10,212
Level 3	20	8,381
Level 4	1	766
Default 3	6	*
<b>Total</b>	<b>92</b>	<b>20,701</b>

\*Default Level 3's are included in the total number of Level 3's to date.

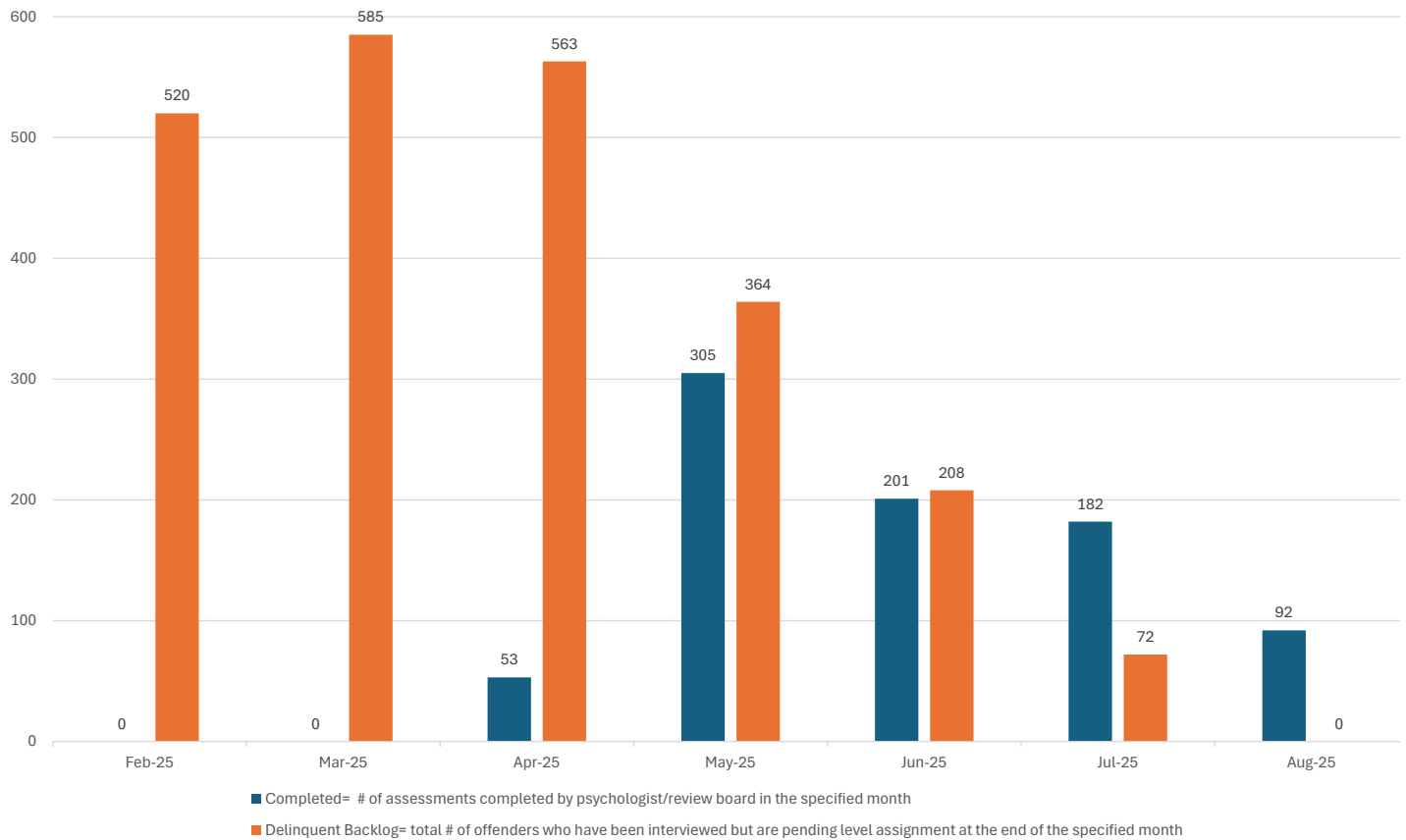
ACIC Numbers:

The total number of sex offenders registered from September 1999 through August 2025:

Compliant	8,849
Delinquent	1,772
Confined	4,194
Out-of-State	4,682
Address Unknown	130
Deported	206
Incapacitated	164
Out of USA	104
<b>Total</b>	<b>20,102</b>

Consistent with current Arkansas law, deceased offenders no longer remain on the registry.

SOCNA Assessments



\*no data shown on completed assessments due to values being zero in February and March 2025.

COMMUNITY SUPERVISION FEE COLLECTIONS AND WAIVERS - AUGUST 2025 – Page 1

	Aug-24	Sep-24	Oct-24	Nov-24	Dec-24	Jan-25	Feb-25	Mar-25	Apr-25	May-25	Jun-25	Jul-25	Aug-25
<b>Area 1 - Fayetteville</b>													
Fees Possible	164,500	168,840	168,875	168,280	169,190	168,000	170,380	173,215	173,985	176,470	177,100	177,030	177,800
Fees Collected	159,073	139,438	165,606	141,707	146,702	159,970	163,737	185,146	156,862	151,729	142,400	159,445	167,044
% Collected	97%	83%	98%	84%	87%	95%	96%	107%	90%	86%	80%	90%	94%
% Paying Offenders	52%	45%	52%	47%	48%	52%	51%	55%	50%	49%	45%	49%	49%
% Employed	87%	88%	84%	88%	88%	88%	87%	87%	88%	88%	89%	89%	89%
Fees Converted	7,167	5,379	6,592	4,791	5,918	8,979	6,438	8,498	5,049	4,120	6,276	8,091	6,738
% Converted	4%	3%	4%	3%	3%	5%	4%	5%	3%	2%	4%	5%	4%
Fees Waived	4,025	4,060	3,745	3,465	3,710	3,535	3,710	4,305	4,375	4,410	4,445	4,095	3,955
% Waived	2%	2%	2%	2%	2%	2%	2%	2%	3%	2%	3%	2%	2%
<b>Area 2 - Mountain Home</b>													
Fees Possible	95,165	95,200	96,005	95,305	94,395	92,365	93,205	93,625	93,660	92,645	92,645	92,400	91,315
Fees Collected	93,505	87,434	102,237	83,175	87,634	85,100	89,784	98,960	92,712	86,891	77,761	85,668	86,047
% Collected	98%	92%	106%	87%	93%	92%	96%	106%	99%	94%	84%	93%	94%
% Paying Offenders	59%	55%	61%	55%	56%	57%	57%	59%	58%	56%	51%	54%	55%
% Employed	85%	85%	77%	83%	83%	84%	83%	83%	83%	85%	85%	85%	85%
Fees Converted	1,097	1,515	2,602	1,876	2,129	1,884	2,871	2,373	2,407	1,185	2,318	1,205	2,990
% Converted	1%	2%	3%	2%	2%	2%	3%	3%	3%	1%	3%	1%	3%
Fees Waived	1,995	1,785	1,785	1,820	1,610	1,470	1,435	1,260	1,575	1,435	1,470	1,435	1,575
% Waived	2%	2%	2%	2%	2%	2%	2%	1%	2%	2%	2%	2%	2%
<b>Area 3 - Searcy</b>													
Fees Possible	115,745	116,760	117,600	118,895	120,470	121,205	119,350	119,210	119,245	120,085	121,310	120,505	121,975
Fees Collected	114,930	100,426	110,809	101,200	103,983	112,781	119,026	123,538	108,634	103,425	97,575	106,333	106,043
% Collected	99%	86%	94%	85%	86%	93%	100%	104%	91%	86%	80%	88%	87%
% Paying Offenders	55%	50%	54%	48%	48%	51%	52%	54%	51%	50%	46%	49%	49%
% Employed	78%	78%	79%	79%	77%	77%	77%	77%	78%	78%	79%	80%	80%
Fees Converted	4,073	2,019	5,079	3,985	5,778	4,817	5,766	5,665	4,167	3,957	5,638	6,601	5,099
% Converted	4%	2%	4%	3%	5%	4%	5%	5%	3%	3%	5%	5%	4%
Fees Waived	4,270	3,955	4,025	4,165	3,955	4,305	4,725	4,900	5,215	5,145	5,215	5,075	5,355
% Waived	4%	3%	3%	4%	3%	4%	4%	4%	4%	4%	4%	4%	4%
<b>Area 4 - Jonesboro</b>													
Fees Possible	109,340	108,710	109,585	111,160	110,495	109,760	108,675	109,410	108,745	110,495	110,460	109,025	109,515
Fees Collected	99,872	83,528	98,163	86,989	87,136	98,899	99,966	103,487	91,608	87,154	82,221	91,274	87,603
% Collected	91%	77%	90%	78%	79%	90%	92%	95%	84%	79%	74%	84%	80%
% Paying Offenders	51%	46%	52%	46%	46%	50%	49%	52%	47%	46%	43%	47%	46%
% Employed	80%	79%	75%	79%	78%	77%	78%	78%	77%	77%	79%	79%	78%
Fees Converted	10,568	5,823	4,043	4,915	6,815	8,097	6,036	6,430	6,133	6,991	6,516	6,518	4,444
% Converted	10%	5%	4%	4%	6%	7%	6%	6%	6%	6%	6%	6%	4%
Fees Waived	7,140	6,825	6,545	6,685	6,860	6,825	7,910	7,805	7,805	7,910	8,050	8,050	7,630
% Waived	7%	6%	6%	6%	6%	6%	7%	7%	7%	7%	7%	7%	7%
<b>Area 5 - Fort Smith</b>													
Fees Possible	101,815	100,870	100,345	100,485	101,115	99,365	98,525	99,435	99,260	100,450	100,520	99,085	99,015
Fees Collected	98,011	82,693	101,303	81,076	84,391	88,874	100,324	101,028	86,640	82,475	77,613	87,303	86,766
% Collected	96%	82%	101%	81%	83%	89%	102%	102%	87%	82%	77%	88%	88%
% Paying Offenders	55%	48%	57%	47%	48%	50%	54%	54%	50%	48%	44%	50%	49%
% Employed	83%	83%	78%	82%	81%	80%	81%	79%	79%	80%	81%	82%	83%
Fees Converted	5,286	4,840	6,550	4,287	7,396	4,995	6,697	6,702	6,897	6,226	5,361	7,370	7,230
% Converted	5%	5%	7%	4%	7%	5%	7%	7%	7%	6%	5%	7%	7%
Fees Waived	4,410	4,025	3,885	4,200	4,585	4,200	4,410	4,375	4,410	4,795	4,900	5,355	5,320
% Waived	4%	4%	4%	4%	5%	4%	4%	4%	4%	5%	5%	5%	5%
% Waived	4%	4%	4%	4%	5%	4%	4%	4%	4%	5%	5%	5%	5%
<b>Area 6 - Conway</b>													
Fees Possible	94,710	95,270	94,815	96,110	97,230	96,530	97,160	97,930	97,825	98,280	98,455	97,300	98,910
Fees Collected	85,981	73,589	100,422	81,770	90,063	89,345	96,599	99,798	89,697	81,550	84,581	92,652	86,321
% Collected	91%	77%	106%	85%	93%	93%	99%	102%	92%	83%	86%	95%	87%
% Paying Offenders	54%	47%	59%	50%	52%	52%	53%	54%	52%	49%	49%	53%	49%
% Employed	78%	79%	77%	79%	77%	77%	77%	78%	78%	79%	79%	79%	79%
Fees Converted	2,188	2,143	2,805	1,732	2,437	2,863	2,317	4,776	2,633	2,665	2,457	3,068	3,075
% Converted	2%	2%	3%	2%	3%	3%	2%	5%	3%	3%	2%	3%	3%
Fees Waived	2,905	2,940	3,290	3,465	3,395	3,395	3,640	3,780	3,815	3,885	4,410	4,305	3,920
% Waived	3%	3%	3%	4%	3%	4%	4%	4%	4%	4%	4%	4%	4%
<b>Area 7 - LR Probation</b>													
Fees Possible	131,005	132,370	135,835	138,670	136,955	139,790	138,810	138,600	139,510	143,185	145,180	144,130	145,530
Fees Collected	106,806	107,748	115,611	101,151	105,749	101,445	109,271	120,279	114,015	103,375	95,845	104,462	111,551
% Collected	81%	81%	85%	73%	77%	72%	78%	86%	81%	72%	66%	72%	76%
% Paying Offenders	43%	43%	44%	38%	40%	37%	38%	41%	40%	37%	33%	37%	37%
% Employed	81%	81%	80%	80%	80%	79%	79%	79%	79%	78%	79%	79%	78%
Fees Converted	935	1,001	1,254	1,199	574	3,171	2,412	4,094	2,855	1,855	4,658	2,821	1,832
% Converted	1%	1%	1%	1%	0%	2%	2%	3%	2%	1%	3%	2%	1%
Fees Waived	5,915	5,635	5,845	6,370	7,210	7,245	7,595	7,630	7,770	7,805	8,365	8,505	8,505
% Waived	5%	4%	4%	5%	5%	5%	5%	6%	6%	5%	6%	6%	6%



COMMUNITY SUPERVISION FEE COLLECTIONS AND WAIVERS - AUGUST 2025 – Page 2

	Aug-24	Sep-24	Oct-24	Nov-24	Dec-24	Jan-25	Feb-25	Mar-25	Apr-25	May-25	Jun-25	Jul-25	Aug-25
<b>Area 8 - LR Parole</b>													
Fees Possible	76,580	77,035	78,575	79,065	79,415	79,030	78,925	78,925	78,610	78,995	76,930	76,545	77,560
Fees Collected	64,128	59,261	66,110	62,143	63,405	58,720	66,455	70,113	63,970	55,288	53,666	63,125	60,679
% Collected	84%	77%	84%	79%	80%	74%	84%	89%	81%	70%	70%	82%	78%
% Paying Offenders	45%	44%	46%	43%	42%	40%	43%	46%	44%	39%	39%	43%	42%
% Employed	80%	80%	79%	78%	77%	77%	76%	78%	78%	78%	79%	80%	81%
Fees Converted	4,593	4,895	3,988	4,046	4,621	5,318	5,811	6,358	4,390	6,562	4,124	3,770	4,466
% Converted	6%	6%	5%	5%	6%	7%	7%	8%	6%	8%	5%	5%	6%
Fees Waived	4,655	4,445	4,130	4,235	4,130	3,885	4,410	4,235	4,725	4,795	4,515	4,200	4,550
% Waived	6%	6%	5%	5%	5%	5%	6%	5%	6%	6%	6%	5%	6%
<b>Area 9 - Texarkana</b>													
Fees Possible	102,130	103,390	102,305	103,250	103,775	103,110	104,335	105,665	106,155	107,065	106,750	106,225	104,510
Fees Collected	90,260	85,379	98,690	83,115	87,448	90,348	96,101	101,292	89,921	82,587	82,992	92,868	88,944
% Collected	88%	83%	96%	80%	84%	88%	92%	96%	85%	77%	78%	87%	85%
% Paying Offenders	47%	46%	52%	44%	46%	47%	47%	48%	46%	44%	43%	46%	46%
% Employed	78%	77%	83%	78%	77%	76%	77%	76%	77%	78%	78%	78%	78%
Fees Converted	8,634	5,510	8,249	3,315	4,329	5,951	4,166	4,040	6,736	5,494	6,404	7,506	6,726
% Converted	8%	5%	8%	3%	4%	6%	4%	4%	6%	5%	6%	7%	6%
Fees Waived	3,360	3,115	3,220	3,290	3,185	2,870	2,800	2,695	2,590	2,730	2,800	2,800	2,695
% Waived	3%	3%	3%	3%	3%	3%	3%	3%	2%	3%	3%	3%	3%
<b>Area 10 - Hot Springs</b>													
Fees Possible	119,490	118,755	119,420	118,930	120,610	119,385	118,440	117,040	118,580	118,230	118,230	118,825	119,000
Fees Collected	108,362	97,939	116,104	93,100	105,525	112,647	111,675	113,803	107,892	95,535	92,783	103,101	102,404
% Collected	91%	82%	97%	78%	87%	94%	94%	97%	91%	81%	78%	87%	86%
% Paying Offenders	53%	49%	55%	47%	50%	51%	49%	52%	50%	47%	44%	47%	46%
% Employed	80%	80%	88%	80%	79%	78%	79%	80%	81%	81%	81%	81%	81%
Fees Converted	4,964	3,911	5,211	5,535	6,160	5,816	5,126	5,211	3,421	4,815	4,562	3,977	5,382
% Converted	4%	3%	4%	5%	5%	5%	4%	4%	3%	4%	4%	3%	5%
Fees Waived	8,015	7,560	7,875	7,665	7,455	7,350	7,385	7,770	7,840	7,665	8,260	8,715	8,680
% Waived	7%	6%	7%	6%	6%	6%	6%	7%	7%	6%	7%	7%	7%
<b>Area 11 - Pine Bluff</b>													
Fees Possible	99,470	100,345	100,555	100,380	101,325	102,060	104,370	105,630	105,560	106,855	106,295	107,310	106,820
Fees Collected	91,909	84,848	100,914	83,962	92,189	92,882	103,400	104,830	96,561	88,457	89,218	92,997	97,221
% Collected	92%	85%	100%	84%	91%	91%	99%	99%	91%	83%	84%	87%	91%
% Paying Offenders	58%	53%	60%	52%	53%	52%	55%	56%	55%	50%	50%	51%	53%
% Employed	76%	75%	79%	74%	76%	74%	74%	73%	74%	75%	75%	75%	75%
Fees Converted	3,985	5,887	6,271	4,131	6,526	6,138	6,868	8,396	5,680	4,884	8,009	10,005	8,907
% Converted	4%	6%	6%	4%	6%	6%	7%	8%	5%	5%	8%	9%	8%
Fees Waived	3,500	3,430	3,360	3,325	3,080	3,185	3,990	3,955	4,270	4,130	3,955	4,060	4,410
% Waived	4%	3%	3%	3%	3%	3%	4%	4%	4%	4%	4%	4%	4%
<b>Grand Total</b>													
Fees Possible	1,209,950	1,217,545	1,223,915	1,230,530	1,234,975	1,230,600	1,232,175	1,238,685	1,241,135	1,252,755	1,253,875	1,248,380	1,251,950
Fees Collected	1,112,836	1,002,283	1,175,971	999,387	1,054,226	1,091,011	1,156,337	1,222,273	1,098,513	1,018,465	976,654	1,079,228	1,080,622
% Collected	92%	82%	96%	81%	85%	89%	94%	99%	89%	81%	78%	86%	86%
% Paying Offenders	52%	48%	53%	47%	48%	49%	50%	52%	49%	47%	44%	48%	47%
% Employed	81%	81%	80%	80%	80%	79%	79%	79%	80%	80%	81%	81%	81%
Fees Converted	53,488	42,923	52,643	39,810	52,680	58,028	54,507	62,542	50,368	48,755	56,322	60,930	56,887
% Converted	4%	4%	4%	3%	4%	5%	4%	5%	4%	4%	4%	5%	5%
Fees Waived	50,190	47,775	47,705	48,685	49,175	48,265	52,010	52,710	54,390	54,705	56,385	56,595	56,595
% Waived	4%	4%	4%	4%	4%	4%	4%	4%	4%	4%	4%	5%	5%

- Fees Possible:** The amount of supervision fees that can be collected per active/electronic monitoring supervision status of offenders for that month only. Does not include annual, pre-trial, and SIS.
- Fees Collected:** Actual amount of money collected that can be deposited in Special Revenue fund. Please keep in mind the amount collected could include an offender that pays three months in advance.
- Fees Converted:** Amount not included in Fees Collected. Represents the amount of money lost by conversions. If this money were collected instead of converted, it would be added to Fees Collected.
- Fees Waived:** Amount not included in Fees Collected. Represents the amount of money lost by waivers. If this money were collected instead of waived, it would be added to Fees Collected.

## COMMUNITY SUPERVISION POPULATION

**Active:**

Includes current status of Active, Abscond and Electronic Monitoring

**Inactive:**Includes current status of Non Reporting, Unsupervised, SIS  
(Suspended Imposition of Sentence), Incarcerated and Out to Other State

<b>Area #</b>	<b>AREA</b>	<b>Active (including Abscond)</b>	<b>Inactive</b>	<b>TOTAL</b>
Area 1	Fayetteville	7,281	3,789	11070
Area 2	Mountain Home	3,195	929	4124
Area 3	Searcy	4,564	1,708	6272
Area 4	Jonesboro	4,264	2,786	7050
Area 5	Fort Smith	3,764	4,543	8307
Area 6	Conway	3,491	1,275	4766
Area 7	Little Rock-Probation	4,982	1,504	6486
Area 8	Little Rock-Parole	3,547	610	4157
Area 9	Texarkana	4,047	1,684	5731
Area 10	Hot Springs	5,070	1,232	6302
Area 11	Pine Bluff	4,558	1,071	5629
ISC	C.O. Interstate Compact	40	1,914	1954
	<b>Statewide Totals by Status</b>	<b>48803</b>	<b>23045</b>	<b>71848</b>

COMMUNITY SUPERVISION POPULATION

Statewide Totals by Current Supervision Status as of August 31, 2025

Area #	AREA	Active (including Abscond)			Inactive				Suspend Imposition of Snt (SIS)	OVERALL TOTALS PER AREA
		Active (Direct Supv)	Electronic Monitoring (Direct)	Absconded	Incarcerated	Non-Reporting	Out to Other State	Unsupervised		
Area 1	Fayetteville	5,530	61	1,690	505	628	837	466	1,353	11070
Area 2	Mountain Home	2,730	15	450	135	185	183	77	349	4124
Area 3	Searcy	3,710	16	838	297	197	253	279	682	6272
Area 4	Jonesboro	3,384	18	862	299	317	217	138	1,815	7050
Area 5	Fort Smith	3,108	38	618	180	321	112	189	3,741	8307
Area 6	Conway	2,947	2	542	207	206	130	46	686	4766
Area 7	Little Rock-Probation	4,285	5	692	273	547	106	30	548	6486
Area 8	Little Rock-Parole	2,555	39	953	110	232	2	131	135	4157
Area 9	Texarkana	3,093	19	935	323	289	350	73	649	5731
Area 10	Hot Springs	3,867	20	1,183	300	237	111	196	388	6302
Area 11	Pine Bluff	3,380	14	1,164	257	191	81	133	409	5629
ISC	C.O. Interstate Compact	4		36	4	54	1,856			1954
	Statewide Totals by Current Supervision Status	38593	247	9963	2890	3404	4238	1758	10755	71848

Total Active excluding Abscond
38840

Explanation for "Current Supervision Status"

Active Supervision:

Offender is currently on Active/Direct Supervision Status.

Electronic Monitoring:

Offender is currently on an Electronic Monitor.

Incarcerated:

Offender is currently incarcerated including the following:

- Parole Holds (in state and out-of-state)
- ACT 570 Holds
- County Jail (including possible new charges—felony or misdemeanors—or serving commitments for traffic fines, court commitments, etc).

Non Reporting:

Drug Court offender currently in a Community Correction Center for sanction or court commitment, on detainer (federal or ICE hold), out-of-state, in CCC Residential Treatment, nursing home, hospital, or Arkansas State Hospital.

Out-To-Other-State:

Offender supervised out of Arkansas through Interstate Compact.

Unsupervised:

Parolee whose earned Good Time has met the requirements for unsupervised parole, probationers who received Unsupervised Sentence (e.g., five-year probation sentence specified as 3 years supervised and an additional 2 years unsupervised probation; or an unsupervised probation sentence which is common for misdemeanor offenses (e.g., 1 year unsupervised probation term).

Suspended Imposition of Sentence (SIS):

Offender received a suspended term of supervision.

COMMUNITY SUPERVISION RISK LEVELS

Statewide Risk Levels by Caseload Types as of August 31, 2025

CURRENT RISK LEVELS	Parole	Probation	Drug Court	Hope Court	Mental Health Court	Veterans Court	Swift Courts	Pre Adjudicated	Pre Trial/ Drug Court	Pre Trial/ Pre-Adjudicated	Pre Trial/ Regular	Pre Trial/ Veterans Court	Suspended	Ext Sex Offender Supv	Totals
Maximum	1,786	1,493	135	8	1	31					1		334	2	3,791
Medium	7,503	9,533	939	53	13	44		1		15	9	1	1,561	2	19,674
Minimum	7,941	20,785	561	9	9	32	4	5	3	48	10		1,760	1	31,168
Annual Reporting	2,256	1,329	1										228		3,814
Unassigned	3,016	3,214	72	2		3			13		7	2	7,052		13,381
Sum:	22,502	36,354	1,708	72	23	110	4	6	16	63	27	3	10,935	5	71,828

CURRENT RISK LEVELS ASSIGNED EXPLANATION:

- Maximum- last risk level score as "High"
- Medium- last risk level score as "Medium"
- Minimum- last risk level score as "Low"
- Annual- identifies offenders that are supervised Annual Reporting
- Unassigned- no ARORA has been completed or offender is currently supervised as "Unsupervised" where the risk level was changed to unassigned

Statewide Risk Levels by Caseload Supervision Status as of August 31, 2025

RISK LEVELS BY CURRENT SUPERVISION STATUS	Maximum	Medium	Minimum	Annual Reporting	Unassigned	Sum:
Active (Direct Supv)	1,610	10,462	22,927	3,032	565	38,596
Electronic Monitoring (Direct)	51	153	43	2	3	252
Absconded	1,061	4,281	2,806	67	1,803	10,018
Incarcerated	287	1,096	737	14	721	2,855
Non-Reporting	291	1,132	777	15	1,201	3,416
Out to Other State	144	856	1,695	33	1,488	4,216
Unsupervised	25	166	452	424	693	1,760
Suspnd Imposition of Snt (SIS)	322	1,528	1,731	227	6,907	10,715
Sum:	3,791	19,674	31,168	3,814	13,381	71,828

## COMMUNITY SUPERVISION GAINS AND LOSSES - AUGUST 2025

Supervision Events		Parole	Probation	Pre-Trial	Suspended	Sum:
<b>Total Gains</b>	<b>Intakes</b>	646	829	9	212	<b>1,696</b>
	<b>Sanction Release from SSP</b>	121	9			<b>130</b>
	<b>Total Gains</b>					<b>1,826</b>
<b>Total Losses</b>	<b>Revocations/or New ADC or CCC Sentence</b>	363	256		30	<b>649</b>
	<b>Sanction Incarceration SSP</b>	123	8			<b>131</b>
	<b>Terminations</b>	201	593	12	199	<b>1,005</b>
	<b>Total Losses</b>					<b>1,785</b>

## SRT TASK FORCE REPORT - AUGUST 2025

ARRESTS:	
<b>Absconders</b>	52
<b>Active Supervision</b>	30
<b>Collateral Arrests</b>	212
<b>SRT Total:</b>	95
<b>Task Force Total:</b>	199

<b>SRT Plus Task Force Total:</b>	294
<b>Felony Charges</b>	504
<b>Misdemeanor Charges</b>	79
<b>Traffic Charges</b>	20
<b>Narcotics Arrests</b>	60

CONFISCATIONS:	
<b>Marijuana</b>	906.59 Grams
<b>Meth</b>	3,121.8 Grams
<b>Herion</b>	0 Grams
<b>Fentanyl</b>	38.4 Grams
<b>Fentanyl</b>	0 Pills
<b>Cocaine</b>	18,004 Grams
<b>MDMA</b>	0 Grams
<b>Prescription Pills</b>	25 Pills
<b>Mushrooms</b>	0 Grams
<b>Handguns</b>	20
<b>Rifles</b>	19
<b>Recovered Auto</b>	0
<b>Drug Paraphernalia</b>	21 items
<b>Currency Seized</b>	\$26,500.00



COMMUNITY SUPERVISION REVOCATIONS

Abscond & Return from Abscond By Supervision Types and Area  
August 2025

Area	Supervision Type	Absconded	Return From Absconder
Area 2-Mountain Home	Parole	22	26
Area 1-Fayetteville		28	32
Area 10-Hot Springs		59	69
Area 8-Little Rock		70	91
Area 4-Jonesboro		22	37
Area 11-Pine Bluff		46	33
Area 3-Searcy		32	36
Area 6-Conway		28	31
Area 5-Fort Smith		40	58
Area 12-Texarkana		42	38
Area 7-Little Rock			2
ISC		8	1
<b>Total by Supervision Type</b>	<b>Parole</b>	<b>397</b>	<b>454</b>
Area 2-Mountain Home	Probation	19	14
Area 1-Fayetteville		165	153
Area 10-Hot Springs		52	49
Area 4-Jonesboro		46	42
Area 11-Pine Bluff		42	27
Area 3-Searcy		56	67
Area 6-Conway		31	33
Area 5-Fort Smith		11	13
Area 12-Texarkana		48	21
Area 7-Little Rock		81	92
<b>Total by Supervision Type</b>	<b>Probation</b>	<b>551</b>	<b>511</b>
Area 2-Mountain Home	Pre-Trial	1	
<b>Total by Supervision Type</b>	<b>Pre-Trial</b>	<b>1</b>	
Area 12-Texarkana	Suspended		1
<b>Total by Supervision Type</b>	<b>Suspended</b>		<b>1</b>
	<b>TOTAL BY SUPERVISION EVENT</b>	<b>949</b>	<b>966</b>

## REVOCATION HEARINGS

Parole Revocation Hearings and Outcomes August 2025

Hearing Outcome	Laws and Technical	Laws Only	Technical Only	Total By Hearing Outcome
<b>Administrative Revocation</b>		60	1	61
<b>Deferred</b>	3	1		4
<b>Reinstate</b>	5	7		12
<b>Revoked</b>	35	8	3	46
<b>Waived</b>	215	21	17	253
<b>Total By Violation Type</b>	<b>258</b>	<b>97</b>	<b>21</b>	<b>376</b>

Note: Excludes SSP Sanction Hearings

ACT 1029 HEARINGS HELD	Total
Total # ACT 1029 Hearings	

Note: Included in totals for Hearing Outcomes

Mandatory MHO Hearings	Total
Deferred	3
Reinstate	3
Revoked	32
Waived	39
<b>Mandatory MHO Hearings</b>	<b>77</b>

## SUPERVISION SANCTIONS

Supervision Sanction Hearings and Waivers

08/01/2025-08/31/2025

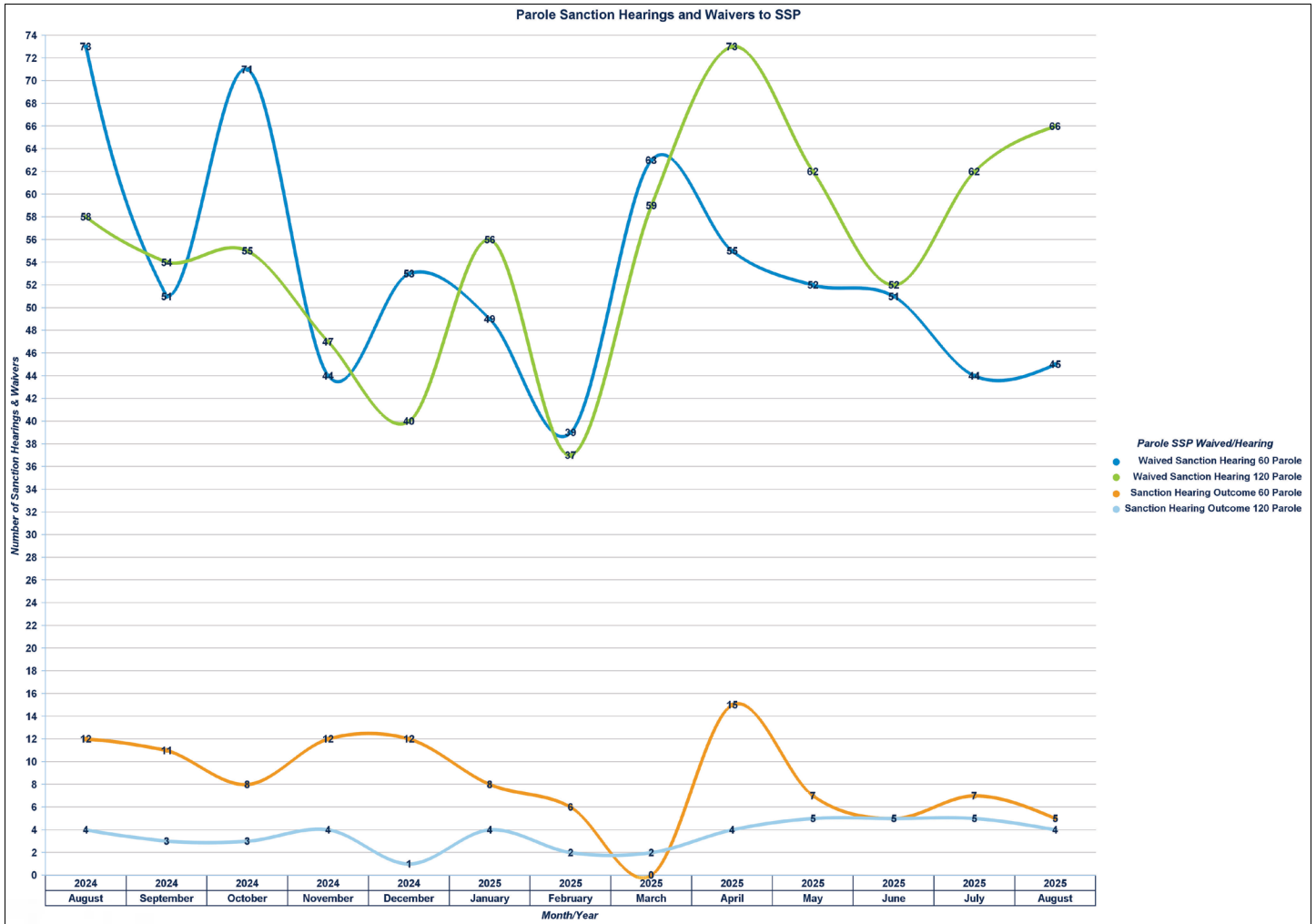
Sanction Hearing Outcome	Sanction Hearing Type	Parole	Probation	Sum:
Sanction Hearing Outcome 60 Parole	Sanction Hearing	5		5
Sanction Hearing Outcome 120 Parole		4		4
<b>Totals:</b>	<b>Sanction Hearing</b>	<b>9</b>		<b>9</b>

Waived Sanction Hearing 60 Parole	Waived Sanction Hearing	45		45
Waived Sanction Hearing 90 Probation			5	5
Waived Sanction Hearing 120 Parole		66		66
Waived Sanction Hearing 180 Probation			3	3
<b>Totals:</b>	<b>Waived Sanction Hearing</b>	<b>111</b>	<b>8</b>	<b>119</b>

	<b>Overall Totals:</b>	<b>120</b>	<b>8</b>	<b>128</b>
--	------------------------	------------	----------	------------

Note: SSP lengths for parolees only were changed in September 2021.

### PAROLE SANCTION HEARINGS AND WAIVERS TO SSP



**COMMUNITY SUPERVISION DRUG TESTING**

**Regular Probation and Parole  
Positive Tests During August 2025**

Offender Urine Tests Administered this Period: 8,150  
Number of Offenders Testing Positive: 2,276

Drug Tested	Count
THC/Marijuana	1,428
Methamphetamines	1,283
Amphetamines	855
Cocaine	141
Buprenorphine (Suboxone)	150
Ethyl Glucuronide/Alcohol	138
Benzodiazepines	138
Ecstasy (MDMA)	58
Oxycodone	53
Methadone	43
Opiates	50
Fentanyl	14
Tramadol	21
Barbiturates	17
Morphine/Opiates	8
Morphine	17
Propoxyphene	15
K2 (SPICE)	10
Hydrocodone	8
Creatinine	5
Heroin	6
Prescription Abuse	5
Cotinine (Nicotine)	3
Inhalants	4
Kratom	1
LSD	4
Other Hallucinogens	3
PCP	5
pH	4
Total	4,497

**Drug Courts  
Positive Tests During August 2025**

Offender Urine Tests Administered this Period: 6,436  
Number of Offenders Testing Positive: 18

Drug Tested	Count
Buprenorphine (Suboxone)	309
Methamphetamines	118
THC/Marijuana	130
Amphetamines	135
Benzodiazepines	36
Ethyl Glucuronide/Alcohol	40
Cocaine	14
Methadone	17
Oxycodone	22
Ecstasy (MDMA)	33
Fentanyl	13
Opiates	1
Morphine/Opiates	17
Barbiturates	4
Propoxyphene	2
Tramadol	13
Heroin	7
K2 (SPICE)	9
Creatinine	3
Kratom	7
LSD	1
Other Hallucinogens	1
PCP	4
Cotinine (Nicotine)	1
Hydrocodone	1
Inhalants	1
Morphine	1
pH	1
Prescription Abuse	1
Total	944

**Specialty Courts  
Positive Tests During August 2025**

Offender Urine Tests Administered this Period: 322  
Number of Offenders Testing Positive: 19

Drug Tested	Count
Methamphetamines	7
Amphetamines	8
THC/Marijuana	12
Ethyl Glucuronide/Alcohol	5
Cocaine	2
Barbiturates	1
Ecstasy (MDMA)	2
Fentanyl	1
Methadone	1
Oxycodone	3
Buprenorphine (Suboxone)	2
K2 (SPICE)	1
Kratom	2
Morphine/Opiates	4
PCP	1
Propoxyphene	0
Tramadol	1
Benzodiazepines	2
Total	55

