



DIVISION OF COMMUNITY CORRECTION BOARD REPORT

October 2025

Jim Cheek
Director



COMMUNITY SUPERVISION AREA HIGHLIGHTS:

AREA 1

On September 25, 2025, Area 1 IDEA Task Force Officer, in coordination with the Drug Enforcement Administration (DEA), Immigration and Customs Enforcement (ICE), and the Bureau of Alcohol, Tobacco, Firearms, and Explosives (ATF), conducted a joint operation targeting Joel CALDERON HERNANDEZ (Active Probationer – DOB: 06/08/1999 – PID #: 0364807). CALDERON HERNANDEZ is an illegal alien from El Salvador and an identified member of the transnational criminal organization Mara Salvatrucha 13 (MS-13). Prior to the operation, Agents conducted a tactical/safety briefing and completed an operational plan. At approximately 0530 hours, surveillance was established at CALDERON HERNANDEZ's residence, located at 1597 Wingfoot Dr., Apartment 203, Springdale, Arkansas. At approximately 0700 hours, Agents positively identified CALDERON HERNANDEZ departing the residence in a Dodge Ram pickup truck. A coordinated traffic stop was initiated by a Washington County Sheriff's Office (WCSO) marked unit, and CALDERON HERNANDEZ was safely detained away from the residence pursuant to the compliance check search. Following his detention, DEA, ICE, and ATF personnel—assisted by WCSO units—executed the compliance check search at the residence. The search resulted in the recovery of a stolen 9mm Smith & Wesson handgun. CALDERON HERNANDEZ was transported to the Washington County Detention Center and booked on the following charges/holds:

- Possession of a Firearm by a Prohibited Person (Federal Felony)
- Possession of a Firearm by Certain Persons (Felony)
- Theft by Receiving (Felony)
- ICE Hold

AREA 2

On September 10, CSO-III Cody Bruyette conducted an office visit on parolee Chad Merriman, PID# 327172. Merriman had arrived late for his scheduled office visit and admitted to using methamphetamine and THC recently. CSO-III Bruyette asked Merriman why he was late for his visit, to which he replied that his vehicle had broken down and he had to get a ride from a friend. CSO-III Bruyette asked Merriman who brought him to the office, to which he replied Randi Dodd, PID# 258217. CSO-III Bruyette discovered that Dodd is on active supervised probation in Baxter County. CSO-III Bruyette then took Merriman to the vehicle where Dodd was waiting and advised Dodd that he was going to conduct a compliance search in the vehicle. Dodd was resistant and argumentative, continuing to make attempts to grab items in the vehicle. CSO-III Bruyette removed Dodd from the vehicle

and placed her in hand restraints due to her aggressive behavior and discovered a marijuana cigarette in her hand. A search of the vehicle resulted in the discovery of two (2) small clear baggies containing a white crystalline substance suspected to be methamphetamine, a small baggie containing one (1) white capsule that was unidentified, and multiple debit cards that did not belong to Dodd or Merriman. All evidence was turned over to IZARD County Sheriff's Department and Dodd was taken into custody with pending charges.

AREA 3

Area 3 Staff attended the Arkansas Criminal Justice Professionals Conference held in Fairfield Bay from 9/9 through 9/11. Area 3 Staff in attendance were AAM Amanda Leasure, CSA Ashley Darnell, CSA Margo Wolfe-Blevins and AM Tara Sharp. Staff completed 16 CLEST approved training hours provided by Guest Speakers from Arkansas State Police, Craighead County Sheriff's Office, Commission on Law Enforcement Standards & Training, Hazen Police Department, North Little Rock PD, 15th Judicial District Drug Task Force, and New Jersey Institute of Technology Police Department.

AREA 4

Agents with Sex Offender Services, Probation/Parole Area 4 along with Deputies from Poinsett County conducted a Sex Offender Compliance Check on all registered offenders that reside in the county jurisdiction. The operation was on September 2nd. Agents met with Deputies and were assigned to a team. The agents from ACC that participated in this operation are as follows: Kristy Robertson-Gardner, Allison Beard, Rachel Bybee, Justin Barnes, and Michelle Earnhart.

AREA 5

Community service workers and staff helped put together boxes for Samaritans purse operation Christmas child. Boxes are filled with small toys, pens, pencils, sunglasses, flashlights, etc., for children and remote, poverty-stricken areas all over the world.

AREA 6

September 17, 2025, Parolee Jay Henry (ADC#185871) reported to the Faulker County Parole probation office. Parolee Henry appeared somewhat disheveled and unkept. Community Supervision

AREA HIGHLIGHTS, continued:

Agent Griswold and Agent Grider searched the offender for safety. Parolee Henry was in possession of a baggie containing a white powdery like mix with a white rocklike substance. Conway Police Department was contacted. Henry was charged with possession of methamphetamine 3.-3.5grams. A violation report sent to the parole board.

AREA 7/8

On 9/10/25, ISP agents received information that offender Victoria Cunningham is possibly in possession of some stolen items. Agents went to 4309 Lee Avenue and contact was made with Cunningham. Agents cleared the residence for officer safety and offender Trey Taylor was found in the back bedroom. ACIC check was done and Taylor has a no contact order with offender Cunningham. Traylor was detained by LRPD. Agents searched the residence and multiple items of drug paraphernalia were recovered. Cunningham's purse was in the living room and there were two zip lock baggies in the side pocket that contained a powdery substance which appeared to be Fentanyl. Cunningham was detained by LRPD and placed in a patrol unit. The scene and all evidence were collected by LRPD.

AREA 9

On 09/29-09/30/2025, Agents Scoggins and O'Malley conducted a flight extraditions to Souza-Baranowski Detention Center in Lancaster, Massachusetts to bring Lee Newton ADC#132997 back to Arkansas.

AREA 10

09/15/2025: CSA Craig conducted home visit with GCSO Deputy D. Bruno at Roberts' reported address in Redfield, AR (Grant County). No one answered the door after repeated knocking and announcing. There was at least one dog inside the residence barking at the window as I knocked on the front door. I left an appointment slip in the door instructing Roberts to report in person on 9/16/2025@8:00am. As I walked down the cement tile pathway from the front door to the yard, I observed a green Ziploc type baggie lying on the ground with some type of brown plant-like substance inside it. I photographed it in place and Deputy Bruno advised the substance appeared to be psychedelic mushrooms. Deputy Bruno confiscated the baggie, and it will be destroyed.

AREA 11

On 9/5/2025, After concluding Sean Stouts (PID#298892) office visit at approximately 2:00 PM on 9/5/2025, Agent Williams escorted Stout from the office, at which time he stated he was going to attempt to walk home from the Pine Bluff CSO office. Approximately 15 minutes later, Agent Williams was notified by the Front Desk that Stout returned and stated he was unable to walk home. Agent Williams, seeing the opportunity to transport him to his home to conduct an office visit, advised him to have a seat both Agent Parker and herself would give him a ride to his home. At approximately 2:20 PM, Agents Parker and Williams left the Pine Bluff CSO and transported Stout to his residence (700 W 13th Ave, Pine Bluff). A home search was conducted of the residence. In Stout's bedroom, in a nightstand door next to his bed was found a clear hard plastic pipe typically used to ingest controlled substances. On the nightstand on side of bed where Stout sleeps/lays/sits, Agent Williams noticed a glass sitting on the nightstand containing a amber-brown substance. When asked what was in the glass, Stout admitted it was his urine. He stated he had been unable to get up from bed, so he urinated on the cup, and he never disposed of the urine. Found in the trash

can next to Stout's bed, another clear hard plastic pipe with burned residue was found. He stated a friend, he believes to be named "Sam Atkins" had left the pipes when he came over to shower. Stout stated he was throwing them away. The pipes were destroyed and disposed of in a trash receptacle. Agents continued to search the residence, and it was there was a small child's toy, a small doll stroller. Stout stated that it was a part of a large box of crafting supplies he bought from someone, and he found it in the box and never threw it away. In the kitchen, Agent Parker found a digital scale, that when opened had a white powder residue on it. Also found in the living room was an empty box for an Iphone 16 Pro Max. Stout denied having a phone, stating he collects boxes for craft projects. Agents then concluded the home search, with Agent Williams advising Stout that when reporting on Monday, he would be sanctioned for the possession of the children's toys and the possession of drug paraphernalia. He stated he understood. At this time, Agents Parker and Williams then went to the side of the residence after receiving information from a confidential informant that whenever reporting to CSO, Stout would place various prohibited items in a black backpack, including methamphetamines, drug paraphernalia, sex toys, etc., and he would place the backpack on the bench of the picnic table to the side of his residence. Agents located a black backpack with various items including materials and devices typically used to ingest methamphetamines; sexual toys; a plastic bag containing a rock-like substance; and an flash card/SIM card/memory card converter with 4 flash drives and a SIM card. At this time, Agent Williams contacted PBPD Sgt. Detective Banks and requested his assistance. Stout was questioned as to the backpack, and he denied ownership. Agent Parker drug tested Stout using the urine from the side of the bed, which Stout admitted several times was his, and it tested positive for methamphetamines, amphetamines, and fentanyl. When advised of the results, Stout shrugged his shoulders. It was also discovered that Stout had security cameras in his bedroom, living room, and outside his door. The cameras were connected to his television, and they were WIFI cameras. An internet/WIFI connection could not be determined as his source of WIFI (due to living in an apartment complex), and no modem or WIFI devices were located inside the residence. PBPD Detective Houston took possession of the flash drives and SIM card. He used a PBPD unit's computer system to view one of the flash drives, which contained suspected CSAM (what appeared to be a young teenage male). Stout was taken into custody and transported to Dub Brassell Detention Center, where he was going to be booked on the charges of CSAM, with a parole hold to be placed. Due to Stout's health conditions, DBDC would not hold Stout, and he was released. He was given reporting instructions to report to Agent Williams 9/8/2025 @ 8:00 AM. AM Dean and AM McBroom notified via telephone call. An incident report will be completed. A Request for Forensic Services was submitted to AM Dean.

AREA HIGHLIGHTS, continued:

ISP ARREST

Officer	Number of Arrest
Brittney Cathey	8
Chad Hale	13
Douglas Johnson	1
Richard Perry	8
Ryan Gordon	3
Total Arrest	33

PROMOTIONS

Area 4

- Community Supervision Supervisor - Ashley A. Stuart

Area 5

- Community Supervision Supervisor - Rosalie R. Barnett

Area 6

- Community Supervision Supervisor - Joshua N. Robertson

Area 8

- Community Supervision Officer II - Charles D. Ledbetter

Area 10

- Administrative Coordinator - Cassie E. Hale

Area 11

- Community Supervision Supervisor - Arnell Rhinehart
- Community Supervision Officer II - Brittnei L. Eastman

NEW HIRES

Area 1

- Community Supervision Officer I - Zander D. Putman
- Community Supervision Officer I- Stephen M. Brown

Area 4

- Community Supervision Officer I - Michael T. Danaher
- Administrative Specialist - Dylan C. Casinger

Area 5

- Community Supervision Officer I - Zachary T. Roy
- Corrections Program Specialist- Aaron D. Brandon

Area 6

- Administrative Coordinator - Katina M. Warren
- Community Supervision Officer I- Lasunia D. Taylor

Area 9

- Community Supervision Officer I - Jasmin N. Martin
- Community Supervision Officer I- Kalieta S. Primm

TREATMENT:

1,835 probationers and parolees were served in the general Substance Use Disorder Treatment programs. Another 1,478 participants were served in the Drug Court Treatment programs, bringing the total served to 3,313 for the month.

REENTRY PROGRAM:

REENTRY FACILITIES:

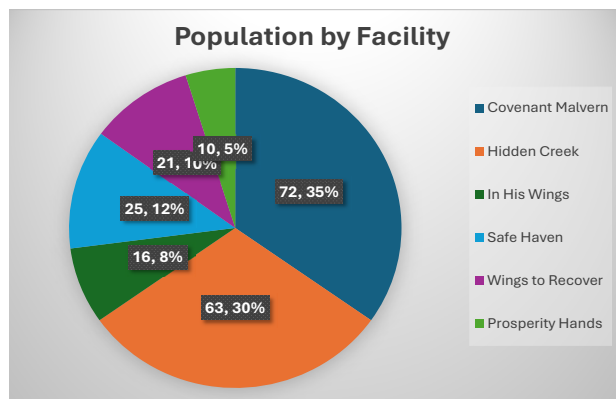
As of September 30, ACC had six licensed Reentry Facilities with 207 total residents in Phases I-IV of the Reentry program. Since the program began, there have been 3,477 individuals who have successfully completed and graduated from the program. During the month, eleven (11) residents completed CRC. One (1) resident enrolled in GED with one (1) obtaining their GED. A total of thirty-four (34) Reentry Facility residents received their driver's license, forty-one (41) received an ID card, thirty-eight (38) received their Social Security Cards and thirty-one (31) received birth certificates.

REENTRY PROGRAM CONTINUED:

REENTRY OFFICERS:

In September, 204 Reentry residents was reported to be employed and 11 residents were reported to be ineligible for employment at this time. Reentry Officers reported six (6) education referrals, which resulted in enrollments.

Reentry Officers conducted 193 reentry facility office visits, 47 Phase IV office visits, 40 Phase IV home visits and 59 pre-parole plan verifications. Reentry Officers made 47 community contacts within their assigned area during the month and conducted 51 office visits in their area. There was three (3) Good Grid classes conducted across the state with ten (10) referrals and six (6) in attendance. Three (3) job fairs were held with 20 referrals and 22 in attendance. One (1) DWS class was held with 21 in attendace.



TRANSITIONAL HOUSING:

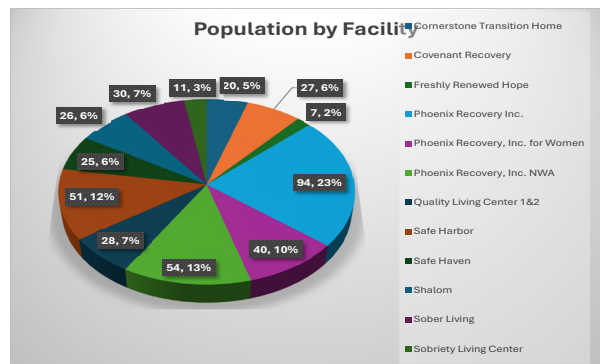
There are 15 licensed vendor facilities with 544 beds (413 DOC funded) in the facilities. Within the transitional facilities, there are 234 residents who have obtained full-time employment.

In September, 265 residents who previously received their GED or high school diploma.

During the month, there were 35 registered sex offenders living in transitional facilities.

A total of 11 residents received their driver's license, 82 received an ID card, 97 received their Social Security card and 12 received birth certificates.

A total of 68 residents graduated from the Transitional Housing program, 29 absconded and 18 were dismissed.



SEX OFFENDER ASSESSMENT

Assessments Completed:

Risk Level	September	October 1999 through September 2025
Level 1	11	1,353
Level 2	29	10,241
Level 3	24	8,408
Level 4	5	771
Default 3	3	*
Total	72	20,773
*Default Level 3's are included in the total number of Level 3's to date.		

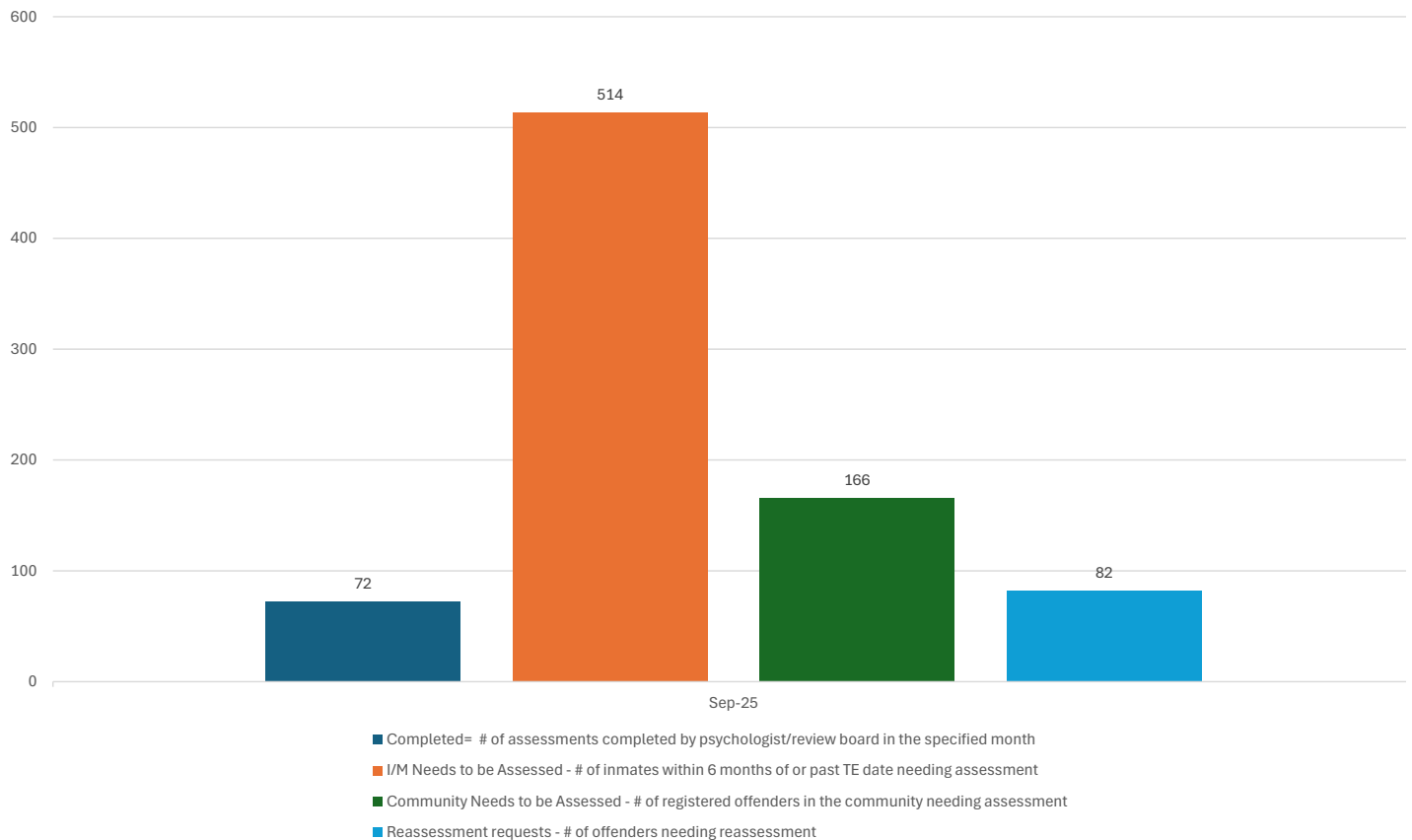
ACIC Numbers:

The total number of sex offenders registered from October 1999 through September 2025:

Compliant	8,865
Delinquent	1,760
Confined	4,223
Out-of-State	4,688
Address Unknown	131
Deported	211
Incapacitated	164
Out of USA	101
Total	20,144

Consistent with current Arkansas law, deceased offenders no longer remain on the registry.

SOCNA Assessments



COMMUNITY SUPERVISION FEE COLLECTIONS AND WAIVERS - SEPTEMBER 2025 – Page 1

	Sep-24	Oct-24	Nov-24	Dec-24	Jan-25	Feb-25	Mar-25	Apr-25	May-25	Jun-25	Jul-25	Aug-25	Sep-25
Area 1 - Fayetteville													
Fees Possible	168,840	168,875	168,280	169,190	168,000	170,380	173,215	173,985	176,470	177,100	177,030	177,800	176,715
Fees Collected	139,438	165,606	141,707	146,702	159,970	163,737	185,146	156,862	151,729	142,400	159,445	167,044	152,450
% Collected	83%	98%	84%	87%	95%	96%	107%	90%	86%	80%	90%	94%	86%
% Paying Offenders	45%	52%	47%	48%	52%	51%	55%	50%	49%	45%	49%	49%	46%
% Employed	88%	84%	88%	88%	88%	87%	87%	88%	88%	89%	89%	89%	89%
Fees Converted	5,379	6,592	4,791	5,918	8,979	6,438	8,498	5,049	4,120	6,276	8,091	6,738	7,200
% Converted	3%	4%	3%	3%	5%	4%	5%	3%	2%	4%	5%	4%	4%
Fees Waived	4,060	3,745	3,465	3,710	3,535	3,710	4,305	4,375	4,410	4,445	4,095	3,955	4,375
% Waived	2%	2%	2%	2%	2%	2%	2%	3%	2%	3%	2%	2%	2%
Area 2 - Mountain Home													
Fees Possible	95,200	96,005	95,305	94,395	92,365	93,205	93,625	93,660	92,645	92,645	92,400	91,315	90,895
Fees Collected	87,434	102,237	83,175	87,634	85,100	89,784	98,960	92,712	86,891	77,761	85,668	86,047	83,988
% Collected	92%	106%	87%	93%	92%	96%	106%	99%	94%	84%	93%	94%	92%
% Paying Offenders	55%	61%	55%	56%	57%	57%	59%	58%	56%	51%	54%	55%	53%
% Employed	85%	77%	83%	83%	84%	83%	83%	83%	85%	85%	85%	85%	85%
Fees Converted	1,515	2,602	1,876	2,129	1,884	2,871	2,373	2,407	1,185	2,318	1,205	2,990	1,680
% Converted	2%	3%	2%	2%	2%	3%	3%	3%	1%	3%	1%	3%	2%
Fees Waived	1,785	1,785	1,820	1,610	1,470	1,435	1,260	1,575	1,435	1,470	1,435	1,575	1,435
% Waived	2%	2%	2%	2%	2%	2%	1%	2%	2%	2%	2%	2%	2%
Area 3 - Searcy													
Fees Possible	116,760	117,600	118,895	120,470	121,205	119,350	119,210	119,245	120,085	121,310	120,505	121,975	121,800
Fees Collected	100,426	110,809	101,200	103,983	112,781	119,026	123,538	108,634	103,425	97,575	106,333	106,043	99,947
% Collected	86%	94%	85%	86%	93%	100%	104%	91%	86%	80%	88%	87%	82%
% Paying Offenders	50%	54%	48%	48%	51%	52%	54%	51%	50%	46%	49%	49%	46%
% Employed	78%	79%	79%	77%	77%	77%	77%	78%	78%	79%	80%	80%	79%
Fees Converted	2,019	5,079	3,985	5,778	4,817	5,766	5,665	4,167	3,957	5,638	6,601	5,099	6,034
% Converted	2%	4%	3%	5%	4%	5%	5%	3%	3%	5%	5%	4%	5%
Fees Waived	3,955	4,025	4,165	3,955	4,305	4,725	4,900	5,215	5,145	5,215	5,075	5,355	5,145
% Waived	3%	3%	4%	3%	4%	4%	4%	4%	4%	4%	4%	4%	4%
Area 4 - Jonesboro													
Fees Possible	108,710	109,585	111,160	110,495	109,760	108,675	109,410	108,745	110,495	110,460	109,025	109,515	109,305
Fees Collected	83,528	98,163	86,989	87,136	98,899	99,966	103,487	91,608	87,154	82,221	91,274	87,603	85,597
% Collected	77%	90%	78%	79%	90%	92%	95%	84%	79%	74%	84%	80%	78%
% Paying Offenders	46%	52%	46%	46%	50%	49%	52%	47%	46%	43%	47%	46%	45%
% Employed	79%	75%	79%	78%	77%	78%	78%	77%	77%	79%	79%	78%	79%
Fees Converted	5,823	4,043	4,915	6,815	8,097	6,036	6,430	6,133	6,991	6,516	6,518	4,444	6,474
% Converted	5%	4%	4%	6%	7%	6%	6%	6%	6%	6%	6%	4%	6%
Fees Waived	6,825	6,545	6,685	6,860	6,825	7,910	7,805	7,805	7,910	8,050	8,050	7,630	7,315
% Waived	6%	6%	6%	6%	6%	7%	7%	7%	7%	7%	7%	7%	7%
Area 5 - Fort Smith													
Fees Possible	100,870	100,345	100,485	101,115	99,365	98,525	99,435	99,260	100,450	100,520	99,085	99,015	99,960
Fees Collected	82,693	101,303	81,076	84,391	88,874	100,324	101,028	86,640	82,475	77,613	87,303	86,766	76,867
% Collected	82%	101%	81%	83%	89%	102%	102%	87%	82%	77%	88%	88%	77%
% Paying Offenders	48%	57%	47%	48%	50%	54%	54%	50%	48%	44%	50%	49%	44%
% Employed	83%	78%	82%	81%	80%	81%	79%	79%	80%	81%	82%	83%	82%
Fees Converted	4,840	6,550	4,287	7,396	4,995	6,697	6,702	6,897	6,226	5,361	7,370	7,230	7,256
% Converted	5%	7%	4%	7%	5%	7%	7%	7%	6%	5%	7%	7%	7%
Fees Waived	4,025	3,885	4,200	4,585	4,200	4,410	4,375	4,410	4,795	4,900	5,355	5,320	5,355
% Waived	4%	4%	4%	5%	4%	4%	4%	4%	5%	5%	5%	5%	5%
Area 6 - Conway													
Fees Possible	95,270	94,815	96,110	97,230	96,530	97,160	97,930	97,825	98,280	98,455	97,300	98,910	98,735
Fees Collected	73,589	100,422	81,770	90,063	89,345	96,599	99,798	89,697	81,550	84,581	92,652	86,321	80,428
% Collected	77%	106%	85%	93%	93%	99%	102%	92%	83%	86%	95%	87%	81%
% Paying Offenders	47%	59%	50%	52%	52%	53%	54%	52%	49%	49%	53%	49%	46%
% Employed	79%	77%	79%	77%	77%	77%	78%	78%	79%	79%	79%	79%	80%
Fees Converted	2,143	2,805	1,732	2,437	2,863	2,317	4,776	2,633	2,665	2,457	3,068	3,075	2,635
% Converted	2%	3%	2%	3%	3%	2%	5%	3%	3%	2%	3%	3%	3%
Fees Waived	2,940	3,290	3,465	3,395	3,395	3,640	3,780	3,815	3,885	4,410	4,305	3,920	3,990
% Waived	3%	3%	4%	3%	4%	4%	4%	4%	4%	4%	4%	4%	4%
Area 7 - LR Probation													
Fees Possible	132,370	135,835	138,670	136,955	139,790	138,810	138,600	139,510	143,185	145,180	144,130	145,530	146,125
Fees Collected	107,748	115,611	101,151	105,749	101,445	109,271	120,279	114,015	103,375	95,845	104,462	111,551	108,515
% Collected	81%	85%	73%	77%	72%	78%	86%	81%	72%	66%	72%	76%	74%
% Paying Offenders	43%	44%	38%	40%	37%	38%	41%	40%	37%	33%	37%	37%	36%
% Employed	81%	80%	80%	80%	79%	79%	79%	79%	78%	79%	79%	78%	79%
Fees Converted	1,001	1,254	1,199	574	3,171	2,412	4,094	2,855	1,855	4,658	2,821	1,832	2,002
% Converted	1%	1%	1%	0%	2%	2%	3%	2%	1%	3%	2%	1%	1%
Fees Waived	5,635	5,845	6,370	7,210	7,245	7,595	7,630	7,770	7,805	8,365	8,505	8,505	8,225
% Waived	4%	4%	5%	5%	5%	5%	6%	6%	5%	6%	6%	6%	6%



COMMUNITY SUPERVISION FEE COLLECTIONS AND WAIVERS - SEPTEMBER 2025 – Page 2

	Sep-24	Oct-24	Nov-24	Dec-24	Jan-25	Feb-25	Mar-25	Apr-25	May-25	Jun-25	Jul-25	Aug-25	Sep-25
Area 8 - LR Parole													
Fees Possible	77,035	78,575	79,065	79,415	79,030	78,925	78,925	78,610	78,995	76,930	76,545	77,560	76,510
Fees Collected	59,261	66,110	62,143	63,405	58,720	66,455	70,113	63,970	55,288	53,666	63,125	60,679	59,933
% Collected	77%	84%	79%	80%	74%	84%	89%	81%	70%	70%	82%	78%	78%
% Paying Offenders	44%	46%	43%	42%	40%	43%	46%	44%	39%	39%	43%	42%	41%
% Employed	80%	79%	78%	77%	77%	76%	78%	78%	78%	79%	80%	81%	81%
Fees Converted	4,895	3,988	4,046	4,621	5,318	5,811	6,358	4,390	6,562	4,124	3,770	4,466	3,406
% Converted	6%	5%	5%	6%	7%	7%	8%	6%	8%	5%	5%	6%	4%
Fees Waived	4,445	4,130	4,235	4,130	3,885	4,410	4,235	4,725	4,795	4,515	4,200	4,550	4,760
% Waived	6%	5%	5%	5%	5%	6%	5%	6%	6%	6%	5%	6%	6%
Area 9 - Texarkana													
Fees Possible	103,390	102,305	103,250	103,775	103,110	104,335	105,665	106,155	107,065	106,750	106,225	104,510	104,510
Fees Collected	85,379	98,690	83,115	87,448	90,348	96,101	101,292	89,921	82,587	82,992	92,868	88,944	88,305
% Collected	83%	96%	80%	84%	88%	92%	96%	85%	77%	78%	87%	85%	84%
% Paying Offenders	46%	52%	44%	46%	47%	47%	48%	46%	44%	43%	46%	46%	46%
% Employed	77%	83%	78%	77%	76%	76%	76%	77%	78%	78%	78%	78%	78%
Fees Converted	5,510	8,249	3,315	4,329	5,951	4,166	4,040	6,736	5,494	6,404	7,506	6,726	5,711
% Converted	5%	8%	3%	4%	6%	4%	4%	6%	5%	6%	7%	6%	5%
Fees Waived	3,115	3,220	3,290	3,185	2,870	2,800	2,695	2,590	2,730	2,800	2,800	2,695	2,380
% Waived	3%	3%	3%	3%	3%	3%	3%	2%	3%	3%	3%	3%	2%
Area 10 - Hot Springs													
Fees Possible	118,755	119,420	118,930	120,610	119,385	118,440	117,040	118,580	118,230	118,230	118,825	119,000	119,595
Fees Collected	97,939	116,104	93,100	105,525	112,647	111,675	113,803	107,892	95,535	92,783	103,101	102,404	96,784
% Collected	82%	97%	78%	87%	94%	94%	97%	91%	81%	78%	87%	86%	81%
% Paying Offenders	49%	55%	47%	50%	51%	49%	52%	50%	47%	44%	47%	46%	45%
% Employed	80%	88%	80%	79%	78%	79%	80%	80%	81%	81%	81%	81%	81%
Fees Converted	3,911	5,211	5,535	6,160	5,816	5,126	5,211	3,421	4,815	4,562	3,977	5,382	8,441
% Converted	3%	4%	5%	5%	5%	4%	4%	3%	4%	4%	3%	5%	7%
Fees Waived	7,560	7,875	7,665	7,455	7,350	7,385	7,770	7,840	7,665	8,260	8,715	8,680	9,065
% Waived	6%	7%	6%	6%	6%	6%	7%	7%	6%	7%	7%	7%	8%
Area 11 - Pine Bluff													
Fees Possible	100,345	100,555	100,380	101,325	102,060	104,370	105,630	105,560	106,855	106,295	107,310	106,820	106,960
Fees Collected	84,848	100,914	83,962	92,189	92,882	103,400	104,830	96,561	88,457	89,218	92,997	97,221	94,165
% Collected	85%	100%	84%	91%	91%	99%	99%	91%	83%	84%	87%	91%	88%
% Paying Offenders	53%	60%	52%	53%	52%	55%	56%	55%	50%	50%	51%	53%	51%
% Employed	75%	79%	74%	76%	74%	74%	73%	74%	75%	75%	75%	75%	76%
Fees Converted	5,887	6,271	4,131	6,526	6,138	6,868	8,396	5,680	4,884	8,009	10,005	8,907	7,021
% Converted	6%	6%	4%	6%	6%	7%	8%	5%	5%	8%	9%	8%	7%
Fees Waived	3,430	3,360	3,325	3,080	3,185	3,990	3,955	4,270	4,130	3,955	4,060	4,410	4,095
% Waived	3%	3%	3%	3%	3%	4%	4%	4%	4%	4%	4%	4%	4%
Grand Total													
Fees Possible	1,217,545	1,223,915	1,230,530	1,234,975	1,230,600	1,232,175	1,238,685	1,241,135	1,252,755	1,253,875	1,248,380	1,251,950	1,251,110
Fees Collected	1,002,283	1,175,971	999,387	1,054,226	1,091,011	1,156,337	1,222,273	1,098,513	1,018,465	976,654	1,079,228	1,080,622	1,026,980
% Collected	82%	96%	81%	85%	89%	94%	99%	89%	81%	78%	86%	86%	82%
% Paying Offenders	48%	53%	47%	48%	49%	50%	52%	49%	47%	44%	48%	47%	45%
% Employed	81%	80%	80%	80%	79%	79%	79%	80%	80%	81%	81%	81%	81%
Fees Converted	42,923	52,643	39,810	52,680	58,028	54,507	62,542	50,368	48,755	56,322	60,930	56,887	57,858
% Converted	4%	4%	3%	4%	5%	4%	5%	4%	4%	4%	5%	5%	5%
Fees Waived	47,775	47,705	48,685	49,175	48,265	52,010	52,710	54,390	54,705	56,385	56,595	56,595	56,140
% Waived	4%	4%	4%	4%	4%	4%	4%	4%	4%	4%	5%	5%	4%

- Fees Possible:** The amount of supervision fees that can be collected per active/electronic monitoring supervision status of offenders for that month only. Does not include annual, pre-trial, and SIS.
- Fees Collected:** Actual amount of money collected that can be deposited in Special Revenue fund. Please keep in mind the amount collected could include an offender that pays three months in advance.
- Fees Converted:** Amount not included in Fees Collected. Represents the amount of money lost by conversions. If this money were collected instead of converted, it would be added to Fees Collected.
- Fees Waived:** Amount not included in Fees Collected. Represents the amount of money lost by waivers. If this money were collected instead of waived, it would be added to Fees Collected.

COMMUNITY SUPERVISION POPULATION

Active:

Includes current status of Active, Abscond and Electronic Monitoring

Inactive:Includes current status of Non Reporting, Unsupervised, SIS
(Suspended Imposition of Sentence), Incarcerated and Out to Other State

Area #	AREA	Active (including Abscond)	Inactive	TOTAL
Area 1	Fayetteville	7,248	3,849	11097
Area 2	Mountain Home	3,182	923	4105
Area 3	Searcy	4,543	1,729	6272
Area 4	Jonesboro	4,276	2,784	7060
Area 5	Fort Smith	3,753	4,546	8299
Area 6	Conway	3,471	1,287	4758
Area 7	Little Rock-Probation	4,956	1,535	6491
Area 8	Little Rock-Parole	3,518	610	4128
Area 9	Texarkana	4,047	1,707	5754
Area 10	Hot Springs	5,073	1,230	6303
Area 11	Pine Bluff	4,556	1,101	5657
ISC	C.O. Interstate Compact	63	1,880	1943
	Statewide Totals by Status	48686	23181	71867

COMMUNITY SUPERVISION POPULATION

Statewide Totals by Current Supervision Status as of September 30, 2025

Area #	AREA	Active (including Abscond)			Inactive					OVERALL TOTALS PER AREA
		Active (Direct Supv)	Electronic Monitoring (Direct)	Absconded	Incarcerated	Non-Reporting	Out to Other State	Unsupervised	Suspend Imposition of Snt (SIS)	
Area 1	Fayetteville	5,509	57	1,682	535	644	845	455	1,370	11097
Area 2	Mountain Home	2,718	12	452	147	177	184	73	342	4105
Area 3	Searcy	3,703	14	826	287	210	257	286	689	6272
Area 4	Jonesboro	3,374	15	887	293	320	222	133	1,816	7060
Area 5	Fort Smith	3,117	39	597	170	327	114	193	3,742	8299
Area 6	Conway	2,936	4	531	210	204	133	45	695	4758
Area 7	Little Rock-Probation	4,294	4	658	273	554	110	30	568	6491
Area 8	Little Rock-Parole	2,533	29	956	104	236	1	132	137	4128
Area 9	Texarkana	3,089	21	937	335	286	362	70	654	5754
Area 10	Hot Springs	3,875	18	1,180	294	244	112	194	386	6303
Area 11	Pine Bluff	3,375	12	1,169	273	192	85	132	419	5657
ISC	C.O. Interstate Compact	20		43	5	54	1,821			1943
	Statewide Totals by Current Supervision Status	38543	225	9918	2926	3448	4246	1743	10818	71867

Total Active excluding Abscond
38768

Explanation for "Current Supervision Status"

Active Supervision:

Offender is currently on Active/Direct Supervision Status.

Electronic Monitoring:

Offender is currently on an Electronic Monitor.

Incarcerated:

Offender is currently incarcerated including the following:

- Parole Holds (in state and out-of-state)
- ACT 570 Holds
- County Jail (including possible new charges—felony or misdemeanors—or serving commitments for traffic fines, court commitments, etc).

Non Reporting:

Drug Court offender currently in a Community Correction Center for sanction or court commitment, on detainer (federal or ICE hold), out-of-state, in CCC Residential Treatment, nursing home, hospital, or Arkansas State Hospital.

Out-To-Other-State:

Offender supervised out of Arkansas through Interstate Compact.

Unsupervised:

Parolee whose earned Good Time has met the requirements for unsupervised parole, probationers who received Unsupervised Sentence (e.g., five-year probation sentence specified as 3 years supervised and an additional 2 years unsupervised probation; or an unsupervised probation sentence which is common for misdemeanor offenses (e.g., 1 year unsupervised probation term).

Suspended Imposition of Sentence (SIS):

Offender received a suspended term of supervision.

COMMUNITY SUPERVISION RISK LEVELS

Statewide Risk Levels by Caseload Types as of September 30, 2025

CURRENT RISK LEVELS	Parole	Probation	Drug Court	Hope Court	Mental Health Court	Veterans Court	Swift Courts	Pre Adjudicated	Pre Trial/ Drug Court	Pre Trial/ Pre-Adjudicated	Pre Trial/ Regular	Pre Trial/ Veterans Court	Suspended	Ext Sex Offender Supv	Totals
Maximum	1,901	1,660	142	9		29			1	1	2		333	2	4,080
Medium	7,372	9,323	935	51	14	46		1		15	9	1	1,580	2	19,349
Minimum	7,841	20,869	549	13	10	32	4	5	2	47	8		1,783	1	31,164
Annual Reporting	2,237	1,300	1										229		3,767
Unassigned	3,020	3,250	82	1		2			5		6	2	7,141		13,509
Sum:	22,371	36,402	1,709	74	24	109	4	6	8	63	25	3	11,066	5	71,869

CURRENT RISK LEVELS ASSIGNED EXPLANATION:

- Maximum- last risk level score as "High"
- Medium- last risk level score as "Medium"
- Minimum- last risk level score as "Low"
- Annual- identifies offenders that are supervised Annual Reporting
- Unassigned- no ARORA has been completed or offender is currently supervised as "Unsupervised" where the risk level was changed to unassigned

Statewide Risk Levels by Caseload Supervision Status as of September 30, 2025

RISK LEVELS BY CURRENT SUPERVISION STATUS	Maximum	Medium	Minimum	Annual Reporting	Unassigned	Sum:
Active (Direct Supv)	1,891	10,191	22,829	2,984	586	38,481
Electronic Monitoring (Direct)	49	139	32	1	7	228
Absconded	1,046	4,183	2,819	69	1,806	9,923
Incarcerated	302	1,139	775	14	716	2,946
Non-Reporting	303	1,128	794	14	1,222	3,461
Out to Other State	148	859	1,722	33	1,484	4,246
Unsupervised	24	162	438	424	695	1,743
Suspnd Imposition of Snt (SIS)	317	1,548	1,755	228	6,993	10,841
Sum:	4,080	19,349	31,164	3,767	13,509	71,869

COMMUNITY SUPERVISION GAINS AND LOSSES - SEPTEMBER 2025

Supervision Events		Parole	Probation	Pre-Trial	Suspended	Sum:
Total Gains	Intakes	665	865	13	178	1,721
	Sanction Release from SSP	109	11			120
	Total Gains					1,841
Total Losses	Revocations/or New ADC or CCC Sentence	371	208	2	40	621
	Sanction Incarceration SSP	97	8			105
	Terminations	209	575	14	190	988
	Total Losses					1,714

SRT TASK FORCE REPORT - SEPTEMBER 2025

ARRESTS:	
Absconders	46
Active Supervision	15
Collateral Arrests	173
SRT Total:	59
Task Force Total:	175

SRT Plus Task Force Total:	234
Felony Charges	381
Misdemeanor Charges	46
Traffic Charges	15
Narcotics Arrests	32

CONFISCATIONS:	
Marijuana	3,045.21 Grams
Meth	7,830.9 Grams
Herion	0 Grams
Fentanyl	1,814.37 Grams
Fentanyl	0 Pills
Cocaine	33,568.8 Grams
MDMA	0 Grams
Prescription Pills	20 Pills
Mushrooms	0 Grams
Handguns	12
Rifles	8
Recovered Auto	0
Drug Paraphernalia	25 items
Currency Seized	\$80,055.00

COMMUNITY SUPERVISION REVOCATIONS

Abscond & Return from Abscond By Supervision Types and Area
September 2025

Area	Supervision Type	Absconded	Return From Absconder
Area 2-Mountain Home	Parole	21	25
Area 3-Searcy		29	31
Area 1-Fayetteville		46	28
Area 8-Little Rock		83	58
Area 11-Pine Bluff		45	39
Area 5-Fort Smith		40	57
Area 12-Texarkana		27	29
Area 10-Hot Springs		40	56
Area 6-Conway		33	36
Area 4-Jonesboro		26	25
ISC		11	2
Total by Supervision Type	Parole	401	386
Area 2-Mountain Home	Probation	20	14
Area 3-Searcy		63	74
Area 1-Fayetteville		153	153
Area 11-Pine Bluff		31	28
Area 5-Fort Smith		9	17
Area 12-Texarkana		24	18
Area 7-Little Rock		49	68
Area 10-Hot Springs		48	49
Area 6-Conway		20	21
Area 4-Jonesboro		61	47
Total by Supervision Type	Probation	478	489
Area 11-Pine Bluff	Pre-Trial	1	
Area 10-Hot Springs			1
Total by Supervision Type	Pre-Trial	1	1
Area 12-Texarkana	Suspended	1	
Total by Supervision Type	Suspended	1	
	TOTAL BY SUPERVISION EVENT	881	876

REVOCATION HEARINGS

Parole Revocation Hearings and Outcomes September 2025

Hearing Outcome	Laws and Technical	Laws Only	Technical Only	Total By Hearing Outcome
Administrative Revocation		58		58
Deferred	2	1		3
Reinstate	12	4	2	18
Revoked	33	6	1	40
Waived	228	29	17	274
Total By Violation Type	275	98	20	393

Note: Excludes SSP Sanction Hearings

ACT 1029 HEARINGS HELD	Total
Total # ACT 1029 Hearings	

Note: Included in totals for Hearing Outcomes

Mandatory MHO Hearings	Total
Deferred	2
Reinstate	3
Revoked	29
Waived	42
Mandatory MHO Hearings	76

SUPERVISION SANCTIONS

Supervision Sanction Hearings and Waivers

-- 09/01/2025-09/30/2025

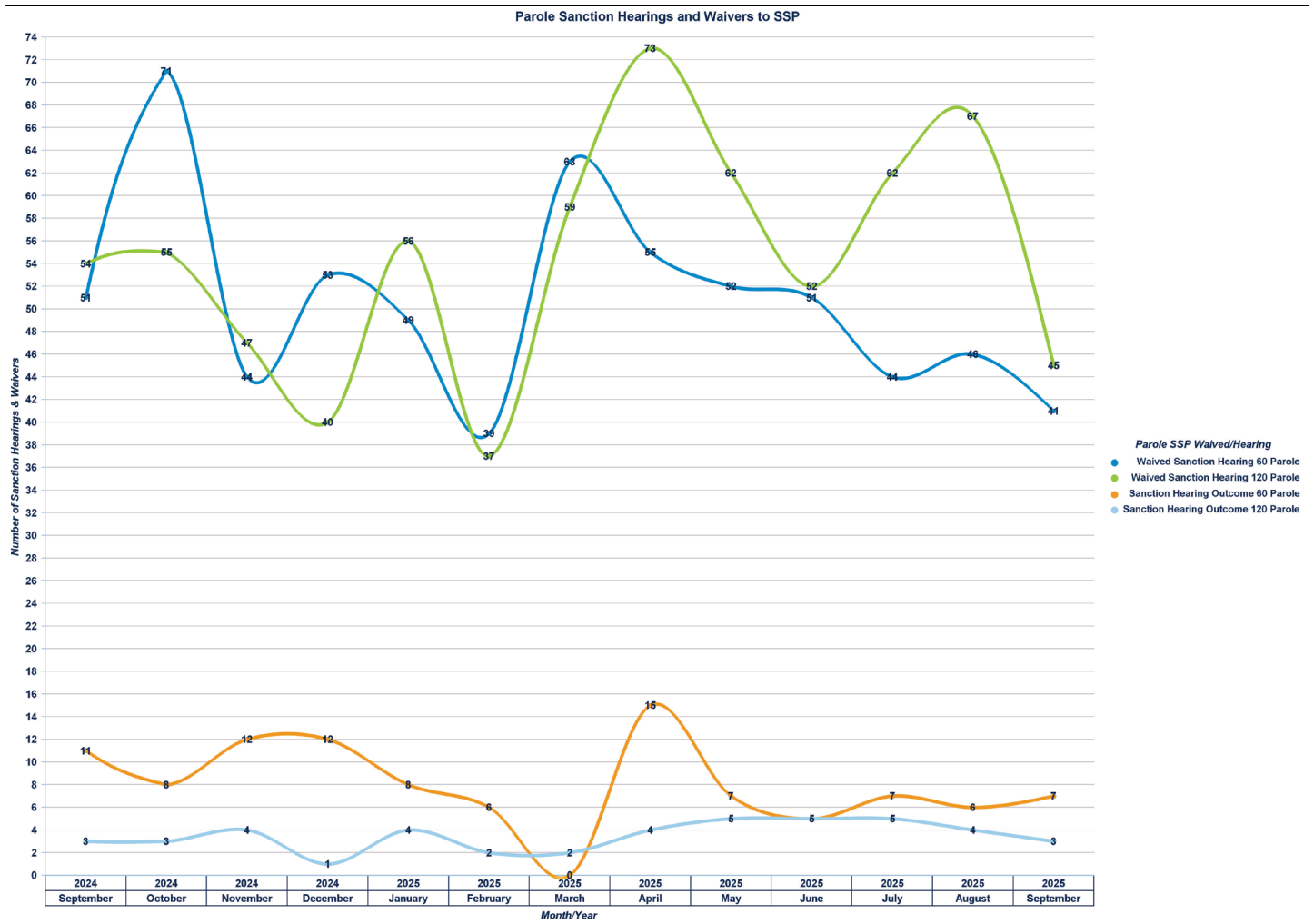
Sanction Hearing Outcome	Sanction Hearing Type	Parole	Probation	Sum:
Sanction Hearing Outcome 60 Parole	Sanction Hearing	7		7
Sanction Hearing Outcome 120 Parole		3		3
Totals:	Sanction Hearing	10		10

Waived Sanction Hearing 60 Parole	Waived Sanction Hearing	41		41
Waived Sanction Hearing 90 Probation			6	6
Waived Sanction Hearing 120 Parole		45		45
Waived Sanction Hearing 180 Probation			1	1
Totals:	Waived Sanction Hearing	86	7	93

	Overall Totals:	96	7	103
--	------------------------	-----------	----------	------------

Note: SSP lengths for parolees only were changed in October 2021.

PAROLE SANCTION HEARINGS AND WAIVERS TO SSP



COMMUNITY SUPERVISION DRUG TESTING

**Regular Probation and Parole
Positive Tests During September 2025**

Offender Urine Tests Administered this Period: 8,290
Number of Offenders Testing Positive: 2,358

Drug Tested	Count
THC/Marijuana	1,405
Methamphetamines	1,321
Amphetamines	886
Cocaine	153
Buprenorphine (Suboxone)	139
Ethyl Glucuronide/Alcohol	127
Benzodiazepines	125
Ecstasy (MDMA)	66
Oxycodone	49
Methadone	27
Opiates	47
Fentanyl	22
Tramadol	10
Barbiturates	15
Morphine/Opiates	11
Morphine	5
Propoxyphene	11
K2 (SPICE)	7
Hydrocodone	4
Creatinine	1
Heroin	2
Prescription Abuse	2
Cotinine (Nicotine)	2
Inhalants	2
Kratom	4
LSD	1
Other Hallucinogens	0
PCP	4
pH	1
Total	4,449

**Drug Courts
Positive Tests During September 2025**

Offender Urine Tests Administered this Period: 6,827
Number of Offenders Testing Positive: 238

Drug Tested	Count
Buprenorphine (Suboxone)	393
Methamphetamines	167
THC/Marijuana	115
Amphetamines	157
Benzodiazepines	58
Ethyl Glucuronide/Alcohol	41
Cocaine	25
Methadone	26
Oxycodone	27
Ecstasy (MDMA)	33
Fentanyl	25
Opiates	4
Morphine/Opiates	27
Barbiturates	4
Propoxyphene	4
Tramadol	23
Heroin	12
K2 (SPICE)	13
Creatinine	9
Kratom	3
LSD	0
Other Hallucinogens	0
PCP	0
Cotinine (Nicotine)	1
Hydrocodone	0
Inhalants	0
Morphine	0
pH	0
Prescription Abuse	0
Total	1,167

**Specialty Courts
Positive Tests During September 2025**

Offender Urine Tests Administered this Period: 323
Number of Offenders Testing Positive: 16

Drug Tested	Count
Methamphetamines	6
Amphetamines	5
THC/Marijuana	13
Ethyl Glucuronide/Alcohol	5
Cocaine	4
Barbiturates	2
Ecstasy (MDMA)	2
Fentanyl	2
Methadone	2
Oxycodone	2
Buprenorphine (Suboxone)	4
K2 (SPICE)	2
Kratom	2
Morphine/Opiates	4
PCP	2
Propoxyphene	0
Tramadol	2
Benzodiazepines	2
Total	59

