



# DIVISION OF COMMUNITY CORRECTION BOARD REPORT

October 2024

Jim Cheek  
Director



## COMMUNITY SUPERVISION AREA HIGHLIGHTS:


### AREA 11

On 9-10-24 Agents Parker and Williams conducted a home visit at offender Clements listed address of 1131 E 2nd Avenue Pine Bluff, Arkansas 71601 due to his failing to report for an office visit. Contact was made with offender Clements girlfriend who stated he was in bed asleep. Agents entered woke offender Clements up and placed him in hand restraints so a search could be conducted. Underneath clothes on the floor Agent Parker located a bong used to smoke marijuana. On top of a shelf in the laundry room Agent Parker located two other bongs used for smoking marijuana and a glass pipe used for smoking methamphetamines. On a fireplace in the living room Agent Williams located a glass pipe used for smoking methamphetamines. The Pine Bluff police department was called but they declined to come out or file charges for the paraphernalia. Pictures were taken Clements destroyed the paraphernalia with Agents watching, a supplemental violation report will be submitted and offender Clements was instructed to report 9-11-24 at 8:00A.M.



### AREA 11

On 9-13-24 Agents Parker and Williams conducted a home visit at offender Pruitts listed address of 180 Davis Road. Contact was made with offender Pruitt and he was placed in hand restraints and advised a home search was going to be conducted of his residence due to testing positive for methamphetamines during a drug screening. Underneath the bed in a box Agent Parker located a .22 handgun. In the closet Agent Parker located pieces of a rifle. In a chest of drawer's agent Parker located 7 glass pipes used for smoking methamphetamines. In a brown zip bag agent Parker



found a glass pipe for smoking methamphetamines a clear plastic baggie with a pink powder inside suspected of being fentanyl and a clear plastic bag of a white crystal like substance suspected of being methamphetamines. The

Cleveland was called and Deputy Poss arrived on scene. The evidence was collected at the scene and offender Pruitt was transported to the Cleveland County Sheriffs department where he was charged with felon in possession of a firearm with charges of felony possession of controlled substance pending following testing of the substances found. A probation violation report was submitted to the Cleveland County Prosecutors office.



### AREA 11

On 9/18/2024, Jamar Hampton reported on this date for a scheduled office visit. Upon arrival he was handcuffed, and leg irons were placed and taken to do a home visit at his reported residence. Home visit conducted on this date with Agent Smith and the 10th Judicial Drug Task Force Agent James Slaughter, Ben Michael, and Tyler Perry of the McGehee Police Department at the reported address of 306 Highway 425 South (Super 8 Motel). During this time the room was searched, and it was very untidy

**AREA HIGHLIGHTS, continued:**



and disorganized. There was nothing to be noted at this time during the search. At this time, Hampton was asked how he got to the office, and he advised that he was dropped off by his baby mother (fiancée). When asked where his ride was, he advised

that his vehicle was at the car wash and that his cousin had dropped him off. Hampton at this time was placed back in the car and taken to the car wash. There was a blue Chrysler sitting in the stall at the carwash belonging to Hampton. Hampton has been previously told by this agent not to be driving due to not having a driver's license. When asked where the keys to the car were, Hampton stated that he did not know where they were.

Agent Smith picked up the keys there were taken and placed in Hampton's property and the car unlocked. Once inside DTF

Agent Michels located a knapsack and inside the knapsack was 2 different plastic bags containing marijuana and a scale.

There was a very strong odor resembling that of marijuana coming out of the car. The car was going to be towed. Hampton

was transported to the Drew County Detention Center by Agent Smith and this agent. Hampton has been charged with the felony offenses of Possession of Drug Paraphernalia, and Possession with Intent to Deliver. The total amount of the marijuana was 9.5 ounces.

**RESIDENTIAL SERVICES:**

**PROMOTIONS**

Some of the security promotions during the month of September included:

**Omega-SSC**

- CO 1 Jason Lambel

**White River Correctional Center**

- Food Prep Manager Val A Green

**HIGHLIGHTS:**

**Northeast Arkansas Community Correctional Center:**

We would like to thank country music artist Buddy Jewel for his recent visit to the Northeast Arkansas Community Correctional Center. He performed for the residents, and told his own story of how he straightened out his life after letting fame and fortune cause him to spiral. Buddy Jewel grew up in Mississippi County Arkansas and won the 1st season of the Nashville Star TV show in 2003.



**SRT:**

The Arkansas Division of Correction's North Central Unit K9 Team and the Arkansas Division of Community Correction's Special Response Team worked along side the U.S. Marshals Service Eastern Arkansas Fugitive Task Force during Operation North Star FY 2024.



**East Central Community Correctional Center:**

The East Central Arkansas Community Correction Center recently held a resource fair for their residents. We would like to thank a few of the center's community partnerships including Goodwill of Arkansas, Eaton Agency, Exodus.Life, DWS, Legal Aid of Arkansas, and DHS. Residents receive opportunities to sign up for different programs to help them succeed post release.



**Gold Key:**

A little rain didn't stop the fun at this year's Gold Key Classic Golf Tournament! Thank you again to everyone who pitched in, the golfers and our sponsors who helped to make it a success!



**TREATMENT:**

**PROGRAM SUMMARY**

1,763 probationers and parolees were served in the general Substance Use Disorder Treatment programs. Another 1,559 participants were served in the Drug Court Treatment programs, bringing the total served to 3,322 for the month.

A total of 990 residents have agreed to participate in Medication-Assisted Treatment (MAT) since the program started in October 2018 with a total of 207 discharged with follow up in the community in progress and a total of 173 have completed the program.

Partnerships are in effect with 80 community providers to continue MAT upon release from an ACC center.

In September, there were 37 active participants in the Telehealth program implemented in January 2023.

**General Treatment Program Summary**

**(Non-Drug Court):**

**Number of Participants**

Substance Use Disorder Treatment	1,479
Continuing Care	177
Domestic Violence Prevention	20
Anger Management	86
Tobacco Use Treatment	1

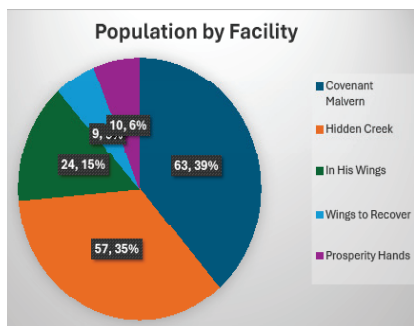
**Ongoing Projects**

Treatment supervisors reported combined 212 hours of direct clinical supervision with Treatment staff in 28 Community Correction locations.

**REENTRY PROGRAM:**

**REENTRY FACILITIES:**

As of September 30, ACC had five licensed Reentry Facilities with 161 total residents in Phases I-IV of the Reentry program. Since the program began, there have been over 3,100 individuals who have successfully completed and graduated from the program. During the month, 2 residents started the Career



Readiness Certificate program and 3 residents completed the program. 13 residents enrolled and one completed the WAGE program with 10 completing the course. A total of 12 Reentry Facility residents received their driver's license, 9 received an ID card, 16 received their Social Security card and 8 received birth certificates.

**REENTRY OFFICERS:**

In September, 127 Reentry residents were reported to be employed and 34 residents were reported to be ineligible for employment at this time. Reentry Officers reported 2 education referral, which resulted in enrollments. Reentry Officers conducted 174 reentry facility office visits, 72 Phase IV office visits, 32 Phase IV home visits and 33 pre-parole plan verifications. Reentry Officers made 28 community contacts within their assigned area during the month and conducted 36 office visits in their area. There was 3 job fairs conducted across the state with 12 offender referrals.

**TRANSITIONAL HOUSING:**

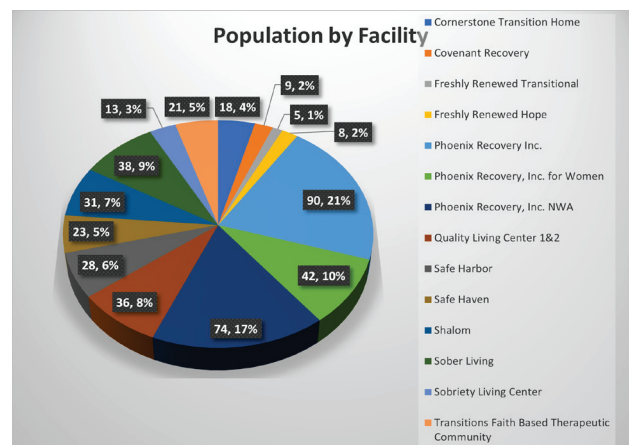
There are 17 licensed vendor facilities with 569 beds (436 ACC-funded) in the facilities. Within the transitional facilities, there are 260 residents who have obtained full-time employment.

In September, 297 residents who previously received their GED or high school diploma.

During the month, there were 46 registered sex offenders living in transitional facilities.

A total of 27 residents received their driver's license, 111 received an ID card, 128 received their Social Security card and 30 received birth certificates. Through new community partnerships, 3 were enrolled in GED.

A total of 54 residents graduated from the Transitional Housing program, 39 absconded and 13 were dismissed.



**SUPPLEMENTAL REPORTS**

**MEDICATION-ASSISTED TREATMENT PROGRAM (MAT) REPORT - SEPTEMBER**

Locations:	MAT Start Dates	Active Program Participants	New Clients in the Program this Month	Dropped Out	Total Active Participants
CACCC - Little Rock	Sep-19	8	0	0	8
EACCC - West Memphis	Jul-18	32	0	0	32
NEACCC - Osceola	Dec-21	0	0	0	0
NWACCC - Fayetteville	Sep-19	0	0	0	0
OTVCCC - Malvern	Jul-18	**ended July 2021		0	0
SWACCC - Texarkana	Jul-18	6	0	0	6
Probation / Parole	2018	41	0	0	87
Medically Withdrawn	Closed Unsuccessful	Completed		Total Active	
92	207	173		87	
Total # of Participants Since Program Began					990

Clinical Activities

Action	Jul-23	Aug-23	Sep-23	Oct-23	Nov-23	Dec-23
Assessments Completed in units	42	20	11	9	4	13
# of Clients Educated in units	352	515	403	426	427	400
# of Clients Released to Supervision	12	7	3	2	4	6
Pre-Release Interviews Completed	14	15	15	4	4	8

Clinical Activities

Action	Jan-24	Feb-24	Mar-24	Apr-24	May-24	Jun-24
# of Assessments Completed in units	13	3	12	11	11	9
# of Clients Educated in units	411	261	514	420	353	282
# of Clients Released to Supervision	4	7	10	7	11	10
Pre-Release Interviews Completed	11	6	14	14	7	14

Action	Jul-24	Aug-24	Sep-24	Oct-24	Nov-24	Dec-24
# of Assessments Completed in units	8	0	0			
# of Clients Educated in units	221	279	220			
# of Clients Released to Supervision	12	6	10			
Pre-Release Interviews Completed	7	7	4			

COMMUNITY SUPERVISION FEE COLLECTIONS AND WAIVERS - SEPTEMBER 2024 – Page 1

	Sep-23	Oct-23	Nov-23	Dec-23	Jan-24	Feb-24	Mar-24	Apr-24	May-24	Jun-24	Jul-24	Aug-24	24-Sep
<b>Area 1 - Fayetteville</b>													
Fees Possible	163,870	163,975	165,025	164,045	162,645	163,030	164,010	166,530	165,200	164,220	163,170	164,500	168,840
Fees Collected	147,128	148,915	146,568	146,252	146,927	167,923	159,775	151,961	146,803	130,347	140,663	159,073	139,438
% Collected	90%	91%	89%	89%	90%	103%	97%	91%	89%	79%	86%	97%	83%
% Paying Offenders	54%	54%	52%	53%	53%	56%	55%	53%	53%	47%	47%	52%	45%
% Employed	88%	88%	88%	88%	88%	88%	87%	87%	88%	88%	88%	87%	88%
Fees Converted	4,487	6,969	7,645	3,867	4,978	6,809	6,540	6,755	6,705	6,796	4,444	7,167	5,379
% Converted	3%	4%	5%	2%	3%	4%	4%	4%	4%	4%	3%	4%	3%
Fees Waived	4,095	3,955	4,200	4,305	4,025	4,095	4,025	3,745	3,920	3,815	3,815	4,025	4,060
% Waived	2%	2%	3%	3%	2%	3%	2%	2%	2%	2%	2%	2%	2%
<b>Area 2 - Mountain Home</b>													
Fees Possible	96,530	98,070	97,055	97,510	96,810	96,530	96,390	97,405	96,845	96,390	95,760	95,165	95,200
Fees Collected	91,314	93,990	89,745	93,192	90,280	104,220	103,699	92,333	96,153	83,306	88,673	93,505	87,434
% Collected	95%	96%	92%	96%	93%	108%	108%	95%	99%	86%	93%	98%	92%
% Paying Offenders	60%	60%	60%	60%	59%	63%	63%	60%	63%	57%	57%	59%	55%
% Employed	86%	86%	87%	86%	85%	84%	85%	86%	86%	85%	85%	85%	85%
Fees Converted	1,114	1,689	1,667	1,617	1,964	1,491	2,167	1,007	1,645	2,121	2,904	1,097	1,515
% Converted	1%	2%	2%	2%	2%	2%	2%	1%	2%	2%	3%	1%	2%
Fees Waived	1,155	1,120	1,085	1,120	1,330	1,190	1,155	1,330	1,365	1,645	1,645	1,995	1,785
% Waived	1%	1%	1%	1%	1%	1%	1%	1%	1%	2%	2%	2%	2%
<b>Area 3 - Searcy</b>													
Fees Possible	113,785	115,150	115,535	116,760	116,410	117,775	117,495	115,430	117,810	118,545	117,460	115,745	116,760
Fees Collected	111,484	112,028	99,754	106,402	105,169	122,875	122,563	106,934	110,377	95,530	105,134	114,930	100,426
% Collected	98%	97%	86%	91%	90%	104%	104%	93%	94%	81%	90%	99%	86%
% Paying Offenders	56%	57%	54%	54%	55%	58%	58%	56%	56%	48%	51%	55%	50%
% Employed	79%	79%	78%	78%	77%	78%	78%	79%	78%	78%	78%	78%	78%
Fees Converted	4,771	3,630	3,399	3,112	4,532	3,303	3,704	2,558	4,746	2,294	4,231	4,073	2,019
% Converted	4%	3%	3%	3%	4%	3%	3%	2%	4%	2%	4%	4%	2%
Fees Waived	2,975	2,765	3,220	3,395	3,535	3,640	3,745	3,570	3,710	3,430	3,920	4,270	3,955
% Waived	3%	2%	3%	3%	3%	3%	3%	3%	3%	3%	3%	4%	3%
<b>Area 4 - Jonesboro</b>													
Fees Possible	115,360	114,940	114,310	113,610	112,560	112,070	112,490	111,335	111,965	111,300	109,690	109,340	108,710
Fees Collected	101,359	99,602	95,365	100,158	95,527	108,677	110,200	97,421	99,901	79,161	94,256	99,872	83,528
% Collected	88%	87%	83%	88%	85%	97%	98%	88%	89%	71%	86%	91%	77%
% Paying Offenders	52%	51%	50%	52%	51%	54%	53%	52%	52%	43%	48%	51%	46%
% Employed	82%	81%	81%	79%	79%	78%	79%	78%	79%	79%	80%	80%	79%
Fees Converted	6,397	5,539	6,159	6,259	4,070	5,401	5,404	4,103	4,681	4,557	6,418	10,568	5,823
% Converted	6%	5%	5%	6%	4%	5%	5%	4%	4%	4%	6%	10%	5%
Fees Waived	6,965	6,685	6,405	6,475	5,915	5,775	6,685	6,510	6,650	6,860	6,860	7,140	6,825
% Waived	6%	6%	6%	6%	5%	5%	6%	6%	6%	6%	6%	7%	6%
<b>Area 5 - Fort Smith</b>													
Fees Possible	104,685	104,580	104,440	105,525	104,720	104,300	104,580	104,405	104,860	105,000	102,690	101,815	100,870
Fees Collected	92,810	89,869	91,777	87,249	95,260	112,497	100,597	90,255	97,416	79,963	92,914	98,011	82,693
% Collected	89%	86%	88%	83%	91%	108%	96%	86%	93%	76%	90%	96%	82%
% Paying Offenders	53%	52%	54%	50%	54%	53%	52%	52%	54%	47%	51%	55%	48%
% Employed	83%	82%	81%	81%	82%	81%	81%	82%	81%	82%	83%	83%	83%
Fees Converted	3,267	3,133	4,097	5,918	4,151	5,660	5,020	5,011	4,989	4,757	4,813	5,286	4,840
% Converted	3%	3%	4%	6%	4%	5%	5%	5%	5%	5%	5%	5%	5%
Fees Waived	3,325	3,255	3,290	3,150	3,010	3,115	3,150	2,975	3,465	3,850	3,745	4,410	4,025
% Waived	3%	3%	3%	3%	3%	3%	3%	3%	3%	4%	4%	4%	4%
<b>Area 6 - Conway</b>													
Fees Possible	89,950	91,140	91,210	92,330	91,385	91,420	92,820	94,290	94,045	93,520	93,625	94,710	95,270
Fees Collected	77,462	86,456	80,025	82,519	82,304	93,353	89,189	88,215	96,181	72,975	89,062	85,981	73,589
% Collected	86%	95%	88%	89%	90%	102%	96%	94%	102%	78%	95%	91%	77%
% Paying Offenders	54%	58%	54%	56%	55%	58%	56%	55%	59%	49%	54%	54%	47%
% Employed	80%	80%	81%	80%	80%	79%	79%	79%	79%	80%	80%	78%	79%
Fees Converted	2,666	2,598	2,685	2,518	3,241	2,929	1,207	2,763	3,358	2,185	2,373	2,188	2,143
% Converted	3%	3%	3%	3%	4%	3%	1%	3%	4%	2%	3%	2%	2%
Fees Waived	2,835	2,730	2,765	2,730	2,555	2,730	2,765	2,730	3,010	2,905	2,800	2,905	2,940
% Waived	3%	3%	3%	3%	3%	3%	3%	3%	3%	3%	3%	3%	3%
<b>Area 7 - LR Probation</b>													
Fees Possible	119,945	129,185	130,130	131,250	138,565	136,395	134,715	134,400	134,085	132,335	134,190	131,005	132,370
Fees Collected	84,222	85,991	89,228	84,402	98,167	102,164	110,705	108,394	108,217	91,978	106,752	106,806	107,748
% Collected	70%	66%	68%	64%	70%	75%	82%	80%	81%	69%	80%	81%	81%
% Paying Offenders	42%	40%	41%	38%	40%	40%	43%	42%	43%	39%	42%	43%	43%
% Employed	81%	81%	81%	80%	79%	80%	79%	82%	82%	81%	81%	81%	81%
Fees Converted	2,409	1,441	737	231	1,111	1,155	946	1,040	132	671	682	935	1,001
% Converted	2%	1%	1%	0%	1%	1%	1%	1%	0%	1%	1%	1%	1%
Fees Waived	9,135	4,410	5,040	4,585	6,825	4,935	5,040	5,320	5,635	5,775	5,880	5,915	5,635
% Waived	8%	3%	4%	3%	5%	4%	4%	4%	4%	4%	4%	5%	4%
<b>Area 8 - LR Parole</b>													
Fees Possible	74,830	73,605	75,530	75,250	74,200	74,935	74,480	75,775	75,565	76,580	76,405	76,580	77,035
Fees Collected	61,174	64,679	58,245	61,405	62,041	62,224	64,921	62,342	65,781	52,365	62,018	64,128	59,261
% Collected	82%	88%	77%	81%	84%	83%	87%	82%	87%	68%	81%	84%	77%
% Paying Offenders	48%	52%	48%	48%	50%	48%	50%	48%	50%	40%	44%	45%	44%
% Employed	81%	82%	81%	81%	80%	80%	81%	80%	80%	80%	80%	80%	80%
Fees Converted	3,047	4,604	2,211	809	4,763	5,792	4,928	2,489	4,150	4,350	4,868	4,593	4,895
% Converted	4%	6%	3%	1%	6%	8%	7%	3%	5%	6%	6%	6%	6%
Fees Waived	3,570	3,850	4,025	3,465	3,570	3,605	3,780	3,605	3,535	3,640	3,920	4,655	4,445
% Waived	5%	5%	5%	5%	5%	5%	5%	5%	5%	5%	5%	6%	6%



COMMUNITY SUPERVISION FEE COLLECTIONS AND WAIVERS - SEPTEMBER 2024 – Page 2

	Sep-23	Oct-23	Nov-23	Dec-23	Jan-24	Feb-24	Mar-24	Apr-24	May-24	Jun-24	Jul-24	Aug-24	Sep-24
<b>Area 9 - Texarkana</b>													
Fees Possible	97,055	97,930	98,210	99,015	99,540	99,120	99,890	99,505	101,395	101,115	101,885	102,130	103,390
Fees Collected	79,493	79,869	82,768	79,248	86,494	92,282	99,464	83,163	92,306	69,076	84,547	90,260	85,379
% Collected	82%	82%	84%	80%	87%	93%	100%	84%	91%	68%	83%	88%	83%
% Paying Offenders	49%	49%	49%	48%	49%	51%	52%	49%	52%	42%	46%	47%	46%
% Employed	78%	78%	77%	76%	77%	77%	77%	79%	79%	79%	78%	78%	77%
Fees Converted	3,685	6,608	6,567	973	3,701	4,153	2,670	3,606	3,556	4,707	5,420	8,634	5,510
% Converted	4%	7%	7%	1%	4%	4%	3%	4%	4%	5%	5%	8%	5%
Fees Waived	3,710	3,360	3,465	3,255	3,570	3,535	3,465	3,465	3,325	3,220	3,185	3,360	3,115
% Waived	4%	3%	4%	3%	4%	4%	3%	3%	3%	3%	3%	3%	3%
<b>Area 10 - Hot Springs</b>													
Fees Possible	118,160	118,405	120,435	121,100	119,525	119,665	120,505	120,925	122,010	121,625	119,875	119,490	118,755
Fees Collected	105,333	107,769	103,023	106,307	112,207	119,202	120,269	106,228	107,718	91,971	105,822	108,362	97,939
% Collected	89%	91%	86%	88%	94%	100%	100%	88%	88%	76%	88%	91%	82%
% Paying Offenders	54%	55%	52%	54%	56%	57%	56%	54%	54%	47%	51%	53%	49%
% Employed	82%	81%	80%	79%	80%	80%	81%	81%	80%	80%	80%	80%	80%
Fees Converted	4,433	5,448	2,332	3,262	3,795	5,690	3,479	4,417	3,306	3,418	3,157	4,964	3,911
% Converted	4%	5%	2%	3%	3%	5%	3%	4%	3%	3%	3%	4%	3%
Fees Waived	7,735	7,455	7,735	7,385	7,420	7,770	7,630	7,770	7,910	8,435	8,575	8,015	7,560
% Waived	7%	6%	6%	6%	6%	6%	6%	6%	6%	7%	7%	7%	6%
<b>Area 11 - Pine Bluff</b>													
Fees Possible	101,850	102,795	103,880	103,425	101,850	102,795	103,600	102,445	102,900	101,080	99,330	99,470	100,345
Fees Collected	99,478	94,352	92,513	99,464	95,936	103,071	100,271	95,566	97,114	75,643	99,058	91,909	84,848
% Collected	98%	92%	89%	96%	94%	100%	97%	93%	94%	75%	100%	92%	85%
% Paying Offenders	59%	57%	57%	60%	60%	61%	59%	59%	61%	50%	60%	58%	53%
% Employed	77%	77%	76%	75%	75%	75%	76%	76%	76%	76%	75%	76%	75%
Fees Converted	4,538	6,408	4,309	4,835	6,541	4,854	3,922	4,666	4,282	5,512	6,743	3,985	5,887
% Converted	4%	6%	4%	5%	6%	5%	4%	5%	4%	5%	7%	4%	6%
Fees Waived	3,500	3,570	3,570	3,430	3,675	3,710	3,605	3,395	3,395	3,430	3,395	3,500	3,430
% Waived	3%	3%	3%	3%	4%	4%	3%	3%	3%	3%	3%	4%	3%
<b>Grand Total</b>													
Fees Possible	1,196,020	1,209,775	1,215,760	1,219,820	1,218,210	1,218,035	1,220,975	1,222,445	1,226,680	1,221,710	1,214,080	1,209,950	1,217,545
Fees Collected	1,051,257	1,063,520	1,029,013	1,046,598	1,070,311	1,188,489	1,181,653	1,082,812	1,117,967	922,316	1,068,898	1,112,836	1,002,283
% Collected	88%	88%	85%	86%	88%	98%	97%	89%	91%	75%	88%	92%	82%
% Paying Offenders	53%	53%	52%	52%	53%	55%	54%	52%	54%	46%	50%	52%	48%
% Employed	82%	82%	81%	81%	81%	80%	81%	81%	81%	81%	81%	81%	81%
Fees Converted	40,813	48,064	41,808	33,399	42,846	47,234	39,986	38,412	41,547	41,369	46,052	53,488	42,923
% Converted	3%	4%	3%	3%	4%	4%	3%	3%	3%	3%	4%	4%	4%
Fees Waived	49,000	43,155	44,800	43,295	45,430	44,100	45,045	44,415	45,920	47,005	47,740	50,190	47,775
% Waived	4%	4%	4%	4%	4%	4%	4%	4%	4%	4%	4%	4%	4%

- Fees Possible:** The amount of supervision fees that can be collected per active/electronic monitoring supervision status of offenders for that month only. Does not include annual, pre-trial, and SIS.
- Fees Collected:** Actual amount of money collected that can be deposited in Special Revenue fund. Please keep in mind the amount collected could include an offender that pays three months in advance.
- Fees Converted:** Amount not included in Fees Collected. Represents the amount of money lost by conversions. If this money were collected instead of converted, it would be added to Fees Collected.
- Fees Waived:** Amount not included in Fees Collected. Represents the amount of money lost by waivers. If this money were collected instead of waived, it would be added to Fees Collected.

CENTER POPULATIONS - SEPTEMBER 2024

ARDOC  
REPORT NO. IPTR500 - 18

ARKANSAS DEPARTMENT OF CORRECTION  
ACC OPTION  
STATEWIDE POPULATION REPORT

PAGE: 1 of 2  
PROCESSED: 09/30/2024 12:30 AM  
REQUESTOR: eOMIS

FOR: 09/30/2024

Location:	In Count	Out To:					Total	Capacity	% Capacity
		ORCU Hosp	Other Hosp	Furlough	Court				
Central AR CCC - Males/Males	168	0	1	0	0	169	150		
<b>Central AR CCC - Males Total</b>	<b>168</b>	<b>0</b>	<b>1</b>	<b>0</b>	<b>0</b>	<b>169</b>	<b>150</b>	<b>112.7%</b>	
East Central AR CCC/Females	368	0	0	0	1	369	362		
East Central AR CCC-Females Drug Treatment/Females	13	0	0	0	1	14	0		
East Central AR CCC Supervision Sanction-Female/90 Day PV in CCC Females	2	0	0	0	0	2	0		
East Central AR CCC Supervision Sanction-Female/Females	52	0	0	0	3	55	88		
<b>East Central AR CCC Total</b>	<b>435</b>	<b>0</b>	<b>0</b>	<b>0</b>	<b>5</b>	<b>440</b>	<b>450</b>	<b>97.8%</b>	
NE AR CCC - Drug Treatment/Males	13	0	0	0	0	13	25		
NE AR CCC/Males	216	0	0	0	2	218	215		
<b>NE AR CCC Total</b>	<b>229</b>	<b>0</b>	<b>0</b>	<b>0</b>	<b>2</b>	<b>231</b>	<b>240</b>	<b>96.3%</b>	
NW AR CCC/Females	0	0	0	0	0	0	15		
<b>NW AR CCC Total</b>	<b>0</b>	<b>0</b>	<b>0</b>	<b>0</b>	<b>0</b>	<b>0</b>	<b>15</b>	<b>0.0%</b>	
Omega Supervision Sanction Center/90 Day PV in CCC Males	233	0	0	0	0	233	0		
Omega Supervision Sanction Center/Males	119	0	0	0	8	127	300		
<b>Omega Supervision Sanction Center Total</b>	<b>352</b>	<b>0</b>	<b>0</b>	<b>0</b>	<b>8</b>	<b>360</b>	<b>300</b>	<b>120.0%</b>	
SW AR CCC/Males	432	0	0	0	1	433	440		
SW AR Supervision Sanction Center/Males	92	0	0	0	0	92	100		
<b>SW AR CCC Total</b>	<b>524</b>	<b>0</b>	<b>0</b>	<b>0</b>	<b>1</b>	<b>525</b>	<b>540</b>	<b>97.2%</b>	
<b>In Transit Count:</b>	<b>0</b>								
<b>TOTALS - UNIT COUNT</b>	<b>1,708</b>	<b>0</b>	<b>1</b>	<b>0</b>	<b>16</b>	<b>1,725</b>			
					<b>Male</b>	<b>1,285</b>	<b>1,230</b>	<b>104.5%</b>	
					<b>Female</b>	<b>440</b>	<b>465</b>	<b>94.6%</b>	
					<b>Total</b>	<b>1,725</b>	<b>1,695</b>	<b>101.8%</b>	
<b>County Jail Backup SSP/Females Total</b>	<b>10</b>	<b>0</b>	<b>0</b>	<b>0</b>	<b>0</b>	<b>10</b>			
<b>County Jail Backup SSP/Males Total</b>	<b>24</b>	<b>0</b>	<b>0</b>	<b>0</b>	<b>0</b>	<b>24</b>			
<b>County Jail Backup/Females Total</b>	<b>51</b>	<b>0</b>	<b>0</b>	<b>0</b>	<b>0</b>	<b>51</b>			
<b>County Jail Backup/Males Total</b>	<b>64</b>	<b>0</b>	<b>0</b>	<b>0</b>	<b>0</b>	<b>64</b>			
<b>TOTAL - NONAGENCY</b>	<b>149</b>	<b>0</b>	<b>0</b>	<b>0</b>	<b>0</b>	<b>149</b>			
					<b>Male</b>	<b>88</b>			
					<b>Female</b>	<b>61</b>			
					<b>Total</b>	<b>149</b>			
<b>Re-Entry Act 146 Total</b>	<b>161</b>	<b>0</b>	<b>0</b>	<b>0</b>	<b>0</b>	<b>161</b>	<b>185</b>	<b>87.0%</b>	
<b>GRAND TOTAL</b>	<b>2,018</b>	<b>0</b>	<b>1</b>	<b>0</b>	<b>16</b>	<b>2,035</b>			

## RESIDENTIAL CENTERS STATISTICS AT A GLANCE - SEPTEMBER 2024

**Resident Admissions:**

CAC: 22  
 ECAC: 67  
 NEAC: 37  
 NWAC: 0  
 OMEGA: 46  
 SWAC: 122

**Resident Releases:**

CAC: 22  
 ECAC: 89  
 NEAC: 42  
 NWAC: 0  
 OMEGA: 84  
 SWAC: 105

**Affordable Healthcare****Enrollment:**

CAC: 22  
 ECAC: 98  
 NEAC: 40  
 OMEGA: 54  
 SWAC: 104

**Wage Class Enrollment:**

CAC: 18  
 ECAC: 12  
 OMEGA: 0  
 SWAC: 10

**Shorter College Enrollment:**

CAC: 36  
 ECAC: 67  
 NEAC: 12  
 SWAC: 44

**Henderson State University****Enrollment:**

OMEGA: 121  
 SWAC: 96

**Successful Completions:**

CAC: 22  
 ECAC: 33  
 NEAC: 31  
 NWAC: 0  
 OMEGA: 80  
 SWAC: 49

**Exodus Enrollment:**

CAC: 54  
 ECAC: 19

**Good Grid Enrollment**

CAC: 65  
 ECAC: 39  
 NEAC: 21  
 OMEGA: 35  
 SWAC: 82

**Photo IDs Issued:**

CAC: 13  
 ECAC: 15  
 NEAC: 1  
 NWAC: 0  
 OMEGA: 53  
 SWAC: 14

**Drivers Licenses Obtained:**

CAC: 9  
 ECAC: 2  
 NEAC: 0  
 NWAC: 0  
 OMEGA: 19  
 SWAC: 6

**Brith Certificates:**

ECAC: 5  
 NEAC: 1  
 SWAC: 0

**MAT Participants:**

CAC: 9  
 ECAC: 32  
 SWAC: 6

**MAT Discharged:**

ECAC: 5  
 NWAC: 2

**Reformers Anonymous:**

SWAC: 85

**Life Recovery:**

OMEGA: 43  
 SWAC: 104

**Victim Impact Panel:**

CAC: 5  
 NEAC: 9  
 SWAC: 0

**Accuplacer Testing:**

NEAC: 0  
 SWAC: 0

**Number of Volunteers:**

CAC: 82  
 ECAC: 130  
 NEAC: 43  
 NWAC: 0  
 OMEGA: 21  
 SWAC: 129

**Number of Volunteer Hours:**

CAC: 433  
 ECAC: 390  
 NEAC: 267  
 NWAC: 0  
 OMEGA: 65.32  
 SWAC: 865

**GED Enrollment:**

CAC: 38  
 ECAC: 36  
 NEAC: 20  
 OMEGA: 10  
 SWAC: 67

**GED Completed:**

CAC: 1  
 NEAC: 3  
 OMEGA: 0  
 SWAC: 4

**AA/NA Attendance:**

CAC: 131  
 ECAC: 416  
 NEAC: 42  
 NWAC: 0  
 OMEGA: 94  
 SWAC: 76

**Celebrate Recovery****Attendance:**

CAC: 43  
 NEAC: 38  
 SWAC: 93

**Social Security Cards:**

CAC: 16  
 ECAC: 12  
 NEAC: 12  
 NWAC: 0  
 SWAC: 17

**ServSafe:**

CAC: 12  
 NEAC: 1

**I.C.E.V.:**

ECAC: 10  
 SWAC: 3

## COMMUNITY SUPERVISION POPULATION

**Active:**

Includes current status of Active, Abscond and Electronic Monitoring

**Inactive:**

Includes current status of Non Reporting, Unsupervised, SIS (Suspended Imposition of Sentence), Incarcerated and Out to Other State

### Statewide Totals by Current Supervision Status (Active and Inactive) as of 9/30/2024

Area #	Area	Active (Including Absconders)	Inactive	TOTAL
Area 1	Fayetteville	7,077	3,386	10,463
Area 2	Mountain Home	3,289	908	4,197
Area 3	Searcy	4,458	1,558	6,016
Area 4	Jonesboro	4,428	2,604	7,032
Area 5	Fort Smith	3,917	4,358	8,275
Area 6	Conway	3,371	1,201	4,572
Area 7	Little Rock-Probation	4,878	1,184	6,062
Area 8	Little Rock-Parole	3,605	649	4,254
Area 9	Texarkana	4,076	1,595	5,671
Area 10	Hot Springs	5,103	1,094	6,197
Area 11	Pine Bluff	4,409	967	5,376
ISC	C.O. Interstate Compact	1	1,844	1,845
	<b>Statewide Totals by Status</b>	<b>48,612</b>	<b>21,348</b>	<b>69,960</b>

COMMUNITY SUPERVISION POPULATION

Statewide Totals by Current Supervision Status as of September 30, 2024									
Area	Active			Inactive					OVERALL TOTALS PER AREA
	Active (Direct Supv)	Electronic Monitoring (Direct)	Absconded	Incarcerated	Non-Reporting	Out to Other State	Unsupervised	Suspnd Imposition of Snt (SIS)	
C.O. Interstate Compact			1	4	70	1,770			1,845
Conway	2,818	14	539	214	174	118	49	646	4,572
Fayetteville	5,357	36	1,684	535	548	771	372	1,160	10,463
Fort Smith	3,175	30	712	163	296	125	157	3,617	8,275
Hot Springs	3,820	21	1,262	283	201	94	163	353	6,197
Jonesboro	3,358	13	1,057	273	330	213	130	1,658	7,032
Little Rock-Parole	2,503	75	1,027	131	231		136	151	4,254
Little Rock-Probation	3,872	11	995	281	366	79	15	443	6,062
Mountain Home	2,835	15	439	190	138	186	63	331	4,197
Pine Bluff	3,165	30	1,214	272	127	62	148	358	5,376
Searcy	3,561	9	888	300	200	233	199	626	6,016
Texarkana	3,096	24	956	326	280	293	94	602	5,671
Statewide Totals by Current Supervision Status	37,560	278	10,774	2,972	2,961	3,944	1,526	9,945	69,960

<i>Offender Count Active Excluding Absconders</i>
37,838

Explanation for “Current Supervision Status”

**Active Supervision:**

Offender is currently on Active/Direct Supervision Status.

**Electronic Monitoring:**

Offender is currently on an Electronic Monitor.

**Incarcerated:**

Offender is currently incarcerated including the following:

- Parole Holds (in state and out-of-state)
- ACT 570 Holds
- County Jail (including possible new charges—felony or misdemeanors—or serving commitments for traffic fines, court commitments, etc).

**Non Reporting:**

Drug Court offender currently in a Community Correction Center for sanction or court commitment, on detainer (federal or ICE hold), out-of-state, in CCC Residential Treatment, nursing home, hospital, or Arkansas State Hospital.

Out-To-Other-State:

Offender supervised out of Arkansas through Interstate Compact.

**Unsupervised:**

Parolee whose earned Good Time has met the requirements for unsupervised parole, probationers who received Unsupervised Sentence (e.g., five-year probation sentence specified as 3 years supervised and an additional 2 years unsupervised probation; or an unsupervised probation sentence which is common for misdemeanor offenses (e.g., 1 year unsupervised probation term).

**Suspended Imposition of Sentence (SIS):**

Offender received a suspended term of supervision.

COMMUNITY SUPERVISION RISK LEVELS

Statewide Risk Levels by Caseload Types as of September 30, 2024

CURRENT RISK LEVELS	Parole	Probation	Drug Court	Hope Court	Mental Health Court	Veterans Court	Swift Courts	Pre Adjudicated	Pre Trial/ Drug Court	Pre Trial/ Pre-Adjudicated	Pre Trial/ Regular	Pre Trial/ Veterans Court	Suspended	Ext Sex Offender Supv	Totals
Maximum	2,253	1,536	152	3		3			1				324	1	4,273
Medium	8,602	11,649	989	35	11	44	3	1	2	17	11		1,577	3	22,944
Minimum	6,543	17,672	549	9	4	28	2	6	5	59	8	2	1,524		26,411
Annual Reporting	2,289	1,314											183		3,786
Unassigned	2,958	2,951	48	1		2			8		15	1	6,562		12,546
Sum:	22,645	35,122	1,738	48	15	77	5	7	16	76	34	3	10,170	4	69,960

CURRENT RISK LEVELS ASSIGNED EXPLANATION:

- Maximum- last risk level score as "High"
- Medium- last risk level score as "Medium"
- Minimum- last risk level score as "Low"
- Annual- identifies offenders that are supervised Annual Reporting
- Unassigned- no ARORA has been completed or offender is currently supervised as "Unsupervised" where the risk level was changed to unassigned

Statewide Risk Levels by Caseload Supervision Status as of September 30, 2024

RISK LEVELS BY CURRENT SUPERVISION STATUS	Maximum	Medium	Minimum	Annual Reporting	Unassigned	Sum:
Active (Direct Supv)	1,844	13,232	18,992	3,047	445	37,560
Electronic Monitoring (Direct)	76	180	21	1		278
Absconded	1,228	4,751	2,715	70	2,010	10,774
Incarcerated	356	1,284	602	6	724	2,972
Non-Reporting	296	993	623	13	1,036	2,961
Out to Other State	143	811	1,523	41	1,426	3,944
Unsupervised	16	156	435	425	494	1,526
Suspnd Imposition of Snt (SIS)	314	1,537	1,500	183	6,411	9,945
Sum:	4,273	22,944	26,411	3,786	12,546	69,960

## COMMUNITY SUPERVISION GAINS AND LOSSES - SEPTEMBER 2024

Supervision Events		Parole	Probation	Pre-Trial	Suspended	Sum:
Total Gains	Intakes	720	884	23	161	1,788
	Sanction Release from SSP	156	15			171
	<b>Total Gains</b>					<b>1,959</b>
Total Losses	Revocations/or New ADC or CCC Sentence	342	242	1	43	628
	Sanction Incarceration SSP	119	9			128
	Terminations	213	544	12	137	906
	<b>Total Losses</b>					<b>1,662</b>

## SRT TASK FORCE REPORT - SEPTEMBER 2024

ARRESTS:	
Absconders	59
Active Supervision	44
Collateral Arrests	90
<b>SRT Total:</b>	<b>28</b>
<b>Task Force Total:</b>	<b>165</b>

<b>SRT Plus Task Force Total:</b>	<b>193</b>
Felony Charges	259
Misdemeanor Charges	31
Traffic Charges	16
Narcotics Arrests	75

CONFISCATIONS:	
Marijuana	6,836 Grams
Meth	216.8 Grams
Herion	6 Grams
Fentanyl	4 Grams
Fentanyl	1000 Pills
Cocaine	35.4 Grams
Prescription Pills	70 Pills
Handguns	15
Rifles	0
Recovered Auto	0
Drug Paraphernalia	43 items
Currency Seized	\$27,078.53



COMMUNITY SUPERVISION REVOCATIONS

Area	Supervision Type	Revoked (Sent to ADC)	Revoked (Sent to CCC)	Revoked (Other)	New ADC/ CCC Sentence
Area 1-Fayetteville	Parole	26			1
Area 2-Mountain Home		25			1
Area 3-Searcy		24			4
Area 4-Jonesboro		25			3
Area 5-Fort Smith		42			6
Area 6-Conway		20			8
Area 8-Little Rock		45			7
Area 10-Hot Springs		42		2	7
Area 11-Pine Bluff		27			3
Area 12-Texarkana		22			2
<b>Total by Supervision Type</b>	<b>Parole</b>	<b>298</b>		<b>2</b>	<b>42</b>
Area 1-Fayetteville	Probation	6	3	24	4
Area 2-Mountain Home		3	3	4	
Area 3-Searcy		13	13	11	8
Area 4-Jonesboro		10	5	8	6
Area 5-Fort Smith		5		1	12
Area 6-Conway		14		1	3
Area 7-Little Rock		1		25	3
Area 10-Hot Springs				19	1
Area 11-Pine Bluff		7	2	3	1
Area 12-Texarkana		17	1	3	2
<b>Total by Supervision Type</b>	<b>Probation</b>	<b>76</b>	<b>27</b>	<b>99</b>	<b>40</b>
Area 12-Texarkana	Pre-Trial			1	
<b>Total by Supervision Type</b>	<b>Pre-Trial</b>			<b>1</b>	
Area 1-Fayetteville	Suspended				3
Area 2-Mountain Home		1			2
Area 3-Searcy		1	1		1
Area 4-Jonesboro				1	10
Area 5-Fort Smith					13
Area 6-Conway		3			3
Area 7-Little Rock					2
Area 11-Pine Bluff					1
Area 12-Texarkana		1			
<b>Total by Supervision Type</b>	<b>Suspended</b>	<b>6</b>	<b>1</b>	<b>1</b>	<b>35</b>
	<b>TOTAL BY SUPERVISION</b>	<b>380</b>	<b>28</b>	<b>103</b>	<b>117</b>

## REVOCATION HEARINGS

### Parole Revocation Hearings and Outcomes September 2024

Hearing Outcome	Laws and Technical	Laws Only	Technical Only	Total By Hearing Outcome
<b>Administrative Revocation</b>		67		<b>67</b>
<b>Deferred</b>	2	1		<b>3</b>
<b>Reinstate</b>	7	3	2	<b>12</b>
<b>Revoked</b>	35	9	2	<b>46</b>
<b>Waived</b>	209	28	11	<b>248</b>
<b>Total By Violation Type</b>	<b>253</b>	<b>108</b>	<b>15</b>	<b>376</b>

Note: Excludes SSP Sanction Hearings

ACT 1029 HEARINGS HELD	Total
Revoked	12
Waived	3
<b>Total # ACT 1029 Hearings</b>	<b>15</b>

Note: Included in totals for Hearing Outcomes

## SUPERVISION SANCTIONS

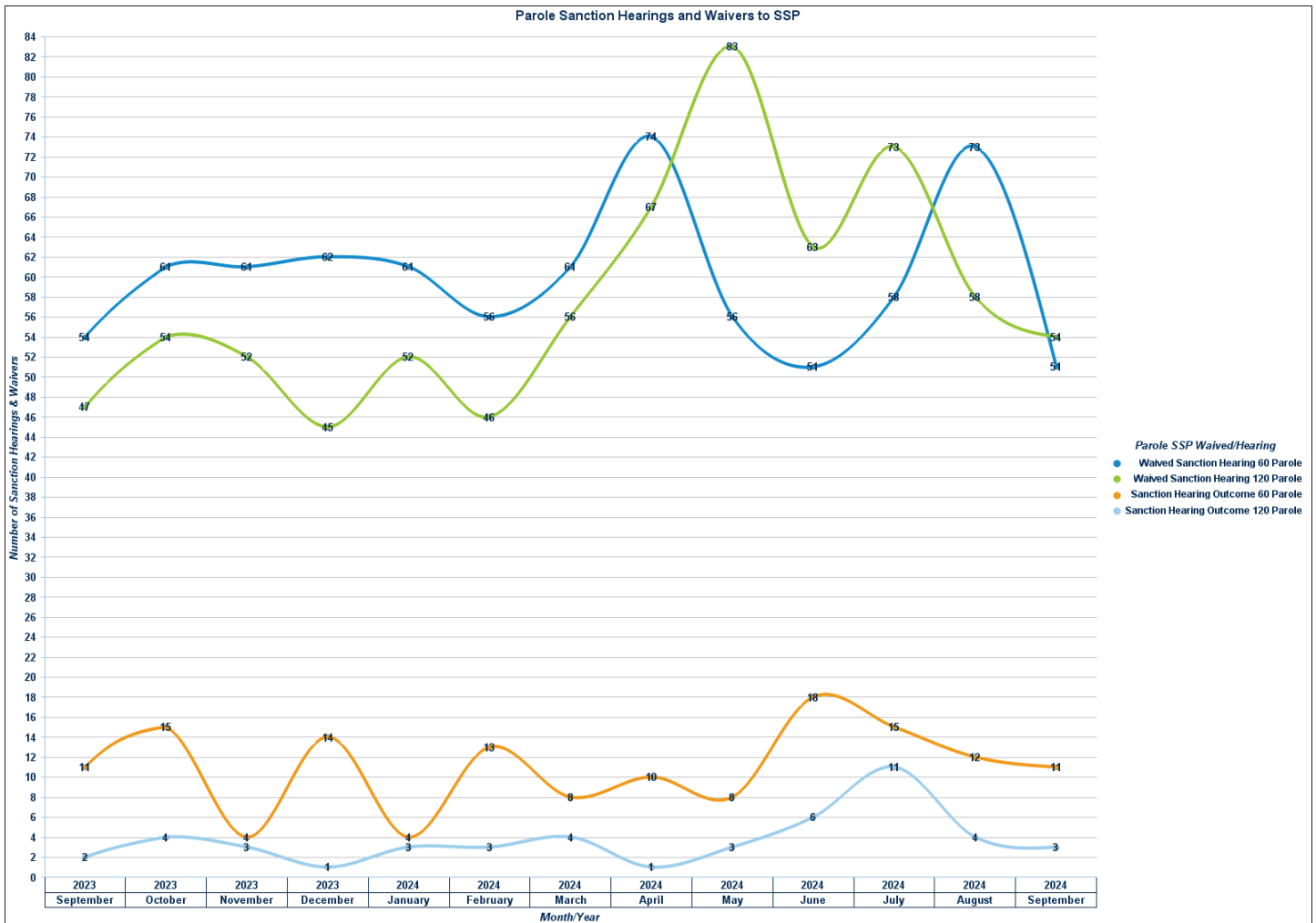
### Supervision Sanction Hearings and Waivers

09/01/2024 - 09/30/2024

Sanction Hearing Outcome	Sanction Hearing Type	Parole	Probation	Sum:
Sanction Hearing Outcome 60 Parole	Sanction Hearing	11		<b>11</b>
Sanction Hearing Outcome 120 Parole		3		<b>3</b>
<b>Totals:</b>	<b>Sanction Hearing</b>	<b>14</b>		<b>14</b>
Waived Sanction Hearing 60 Parole	Waived Sanction Hearing	51		<b>51</b>
Waived Sanction Hearing 90 Probation			8	<b>8</b>
Waived Sanction Hearing 120 Parole		54		<b>54</b>
Waived Sanction Hearing 180 Probation			1	<b>1</b>
<b>Totals:</b>	<b>Waived Sanction Hearing</b>	<b>105</b>	<b>9</b>	<b>114</b>
	<b>Overall Totals:</b>	<b>119</b>	<b>9</b>	<b>128</b>

Note: SSP lengths for parolees only were changed in October 2021.

### PAROLE SANCTION HEARINGS AND WAIVERS TO SSP



COMMUNITY SUPERVISION DRUG TESTING

**Regular Probation and Parole  
Positive Tests During September 2024**

Offender Urine Tests Administered this Period: 7,115  
Number of Offenders Testing Positive: 2,446

Drug Tested	Count
THC/Marijuana	1,541
Methamphetamines	1,394
Amphetamines	854
Cocaine	152
Benzodiazepines	119
Ethyl Glucuronide/Alcohol	147
Ecstasy (MDMA)	81
Alcohol	0
Heroin/Opiates	0
Oxycodone	58
Fentanyl	32
Buprenorphine (Suboxone)	38
Methadone	36
Barbiturates	26
Propoxyphene	18
Morphine	2
Tramadol	12
Methadone Metabolite	0
Hydrocodone	12
PCP	2
Speed	0
Creatinine	1
K2 (SPICE)	11
Other Hallucinogens	0
Cotinine (Nicotine)	0
Heroin	9
Kratom	7
Prescription Abuse	1
Inhalants	0
LSD	1
Morphine/Opiates	19
Morphine/Opiates	19
Opiates	49
pH	0
<b>Total</b>	<b>4,622</b>

**Drug Courts  
Positive Tests During September 2024**

Offender Urine Tests Administered this Period: 7,320  
Number of Offenders Testing Positive: 275

Drug Tested	Count
Buprenorphine (Suboxone)	449
THC/Marijuana	294
Methamphetamines	189
Amphetamines	173
Ethyl Glucuronide/Alcohol	68
Benzodiazepines	109
Methadone	62
Ecstasy (MDMA)	38
Oxycodone	35
Fentanyl	24
Heroin/Opiates	0
Cocaine	34
Tramadol	43
Barbiturates	14
Propoxyphene	14
Morphine	2
K2 (SPICE)	12
Kratom	1
Creatinine	3
Opiates	14
Heroin	12
Morphine/Opiates	16
pH	1
<b>Total</b>	<b>1,607</b>

**Specialty Courts  
Positive Tests During October 2024**

Offender Urine Tests Administered this Period: 182  
Number of Offenders Testing Positive: 14

Drug Tested	Count
THC/Marijuana	15
Methamphetamines	7
Amphetamines	7
Ethyl Glucuronide/Alcohol	4
Kratom	2
Benzodiazepines	0
Buprenorphine (Suboxone)	0
Cocaine	0
Ecstasy (MDMA)	0
<b>Total</b>	<b>35</b>

