



DIVISION OF COMMUNITY CORRECTION BOARD REPORT

November 2025

Jim Cheek
Director



COMMUNITY SUPERVISION AREA HIGHLIGHTS:

AREA 1

Area 1 conducted 136 Halloween Compliance checks on 10-31-2025

AREA 2

On October 7, Community Supervision Officers Cody Bruyette and Hunter Boles conducted a home visit in IZARD County. The male offender allowed officers into the residence to conduct a compliance check. The offender directed officers to his living area. While CSO Boles conducted a search in that room, CSO Bruyette continued to clear the residence for officer safety purposes. In an adjacent room, CSO Bruyette observed a closet door that was ajar and proceeded to clear that area. Upon looking into the closet, CSO Bruyette could see, in plain sight, the wooden stock of a rifle in the closet. While CSO Bruyette removed that firearm, three additional soft, zipper-style gun sleeves were discovered in the back of the closet. CSO Bruyette removed these and cleared the firearms for officer safety purposes. Discovered arms included a Marlin lever-action 30-30 rifle which contained a fired casing in the chamber and three live rounds in the magazine, a Mossberg .22 caliber rifle, a Remington 700 270 caliber rifle, and a Sears .22 caliber rifle. The arms were photographed and taken into evidence by IZARD County Sheriff's Deputy Jim Davis, who also took the offender into custody and transported him to IZARD County Detention Center.

AREA 3

Lawrence County CSO III Candice Adams and CSO III Natosha Weaver have been busy completing home visits on active offenders during the month of October, resulting in the confiscation of approximately 114 grams of methamphetamine, 311 grams of marijuana, 5 grams of mushrooms, several opiate pills, a revolver, shotgun, and rifle. All drugs and firearms were turned over to local law enforcement. The offenders involved now face new felony charges.

AREA 4

WEST MEMPHIS DONATES CANDY TO 911 CENTER

Agents from the West Memphis office collected and donated candy for the "Fill the Candy Bus" sponsored by the Crittenden County 911 center. Attached is a picture of Agents Clements and Thorne dropping off the bags of candy they donated. They are standing by the bus in their Arkansas ACC Breast Cancer Awareness Pink shirts! WAY TO SHOW SUPPORT!!

AREA 5

Community Service workers worked with the master gardeners club to replant flower and shrubs around the Courthouse in Mena

AREA 6

October 7, 2025 Quentin Yarborough graduated from Faulkner County Veteran Court. Yarborough started the program on May 3, 2024. He received 100% disability in 2023. He started using drugs after leaving the military. After entering Faulkner County Veteran County Yarborough was determined to change. He took a full-time job. Yarborough is now mentoring at high schools in Ashley County through the D.A.R.E program along with motivational Speaking to his Veteran Drug Court peers.

AREA 7/8

On 10/29/25, ISP officers received information that Conception Hicks #210645 was involved in illegal narcotics distribution. Hicks arrived at the parole office for his appointment and was detained and searched. Hicks was placed in a state vehicle for transport. Agents searched for Hicks's vehicle and found a gray bag with several pills in containers that were unmarked with a set of keys. Agents went to 5909 Dreher Lane Apartment 7P. LRPD Swat had made entry and detained Jerod Britton 7/21/05 inside. LRPD Narcotics unit performed a search of the apartment and an AR style rifle and Glock 9mm were located. Officers located numerous prescription pills, small baggies of marijuana, fentanyl, and methamphetamine. Approximately 5 small bottles of liquid were located that were believed to be PCP. Two other firearms and multiple bags of marijuana were found in a vehicle that belonged to Hicks at the apartment. All evidence and scenes were turned over to LRPD along with all cash, phone, and keys taken at the parole office. Britton and Hicks were transported to the Southwest station for questioning.

AREA HIGHLIGHTS, continued:**AREA 9**

10/27/2025- Officers with the Nashville Police Department received a call in reference to a domestic disturbance at 902 South Ansley Street. Upon Arrival, Officers made contact with the occupants, who were identified as Lonnie Lunsford (ADC# 162779) and Reveina George (ADC# 716723) both Arkansas parolees. While speaking to the George and Lunsford, officers observed what they suspected to be Psilocybin Mushroom grow inside the residence. Officers then notified Investigator Mark Barnes, Community Supervision Officers, Vincent Gamble, CSO III, and Nichols Woods, CSO I, Agents from the 9th West Drug task Force and the Arkansas State Police. Agents seized the following evidence that was used in the germination and growth of Psilocybin Mushrooms. Lonnie Lunsford is a level 3 sex offender and currently on parole. Reveina George is an absconder and has an Abscond Warrant out of Miller County, AR for a parole violation. Both Lonnie Lunsford and Reveina George were arrested and taken to the Howard County Detention Center. They are currently being held on Manufacturing of a Schedule I or Schedule II Controlled Substance- Not Meth, Fentanyl, Heroin, or Cocaine

AREA 10

10/22/2025: On or about October 22, 2025, approx. 10am a home visit was conducted by Agent Danny Marsh and Agent Jennifer Starkey with contact of Offender Christopher Roberts. During the compliance home check at the residence at 201 White Sulphur Road, Hot Springs, AR, Agent Marsh located four airsoft bb weapons and one handgun Taurus type 9mm pistol that was loaded with one in the chamber in the bedroom cabinet of Offender Roberts. Agent Marsh called Garland County Sheriff Dept. requested a unit to respond to the location and informed dispatch of a loaded firearm that was in the residence. Agent Starkey secured Offender Roberts for officer safety in hand restraints after finding the loaded firearm and probation violations of dangerous weapons. GCSO responded as Deputy Ray Garland County arrived on scene. Deputy Ray advised Agent Marsh initially that the firearm could not be collected. Deputy Ray contacted Garland County CID of the handgun weapon and requested personnel to the scene. Agent Marsh contacted Area Manager Krystal Williams and Assistant Area Manager Kiana Wesley of the findings, that GCSO was contacted, and that Agent Marsh was informed that Garland County Sheriff's department was not going to take the firearms in custody. Afterwards GCSO CID Capt. Scotty Dodd and CID Investigator Chance Matthews, arrived on scene, took evidence photos, and took the handgun weapon in custody along with reading Maranda rights to Offender Roberts as he was then taken into custody for the new felony charges. Probation violation to Hot Spring County Circuit Court will be filled for violation of condition number 5; Weapons and Firearms. On or about October 22, 2025, Christopher E. Roberts was charged with the felony offense of Possession of Firearm by Certain Person, Class D Felony.

AREA 11

On 10/1/2025, a Home visit was conducted by CSO Sivils and Carter at the residence of Tami Weaver (PID#324670). Agent Sivils knocked on the door and announced himself. I could hear Weaver state, give me a minute and let me get dressed. I came to the door and directed Weaver to open the door since I was standing there. Weaver opened the door, and was dressed completely with a white shirt, purple shorts, and tennis shoes. Myself and Agent Sivils entered the shed. I located a bottle that had unidentified pills in it. The pills appeared to be yellow in color, with a crystal substance on them. There was not a prescription sticker on the bottle. I then went toward an ottoman where Weaver's phone was located. When I picked up Weaver's purse, I located a small plastic baggie with a crystal like substance inside of it, suspected to be methamphetamine. I asked Weaver if she would be positive for meth and she said probably so. I asked Weaver when was the last time she used, and Weaver stated earlier today. I also located a plastic straw close to where I located the baggie. Agent Sivils asked Weaver if she had anything else. Weaver then gave Agent Sivils here pipe. Investigators Tad Huntsman and Michael Vorhease along with Deputy Casey Pullin with the Ashley County Sheriff's Office arrived. Weaver was detained and transported to the Ashley County Detention Center in Hamburg, Arkansas by Deputy Pullin.

AREA HIGHLIGHTS, continued:

ISP ARREST

Officer	Number of Arrest
Autumn Hamrick	16
Brittney Cathey	11
Chad Hale	7
Jeffrey Norris	10
Richard Perry	9
Ryan Gordon	11
Total Arrest	64

PROMOTIONS

Area 3

- Community Supervision Officer II - Jarvis D. Owens

Area 5

- Community Supervision Officer III - Daisy N. Lear

Area 8

- Community Supervision Officer II - Destinay A. Bowie
- Community Supervision Officer II - Dynasty A. Blair

NEW HIRES

Area 2

- Corrections Program Specialist- Cameron L. Swaim

TREATMENT:

1,784 probationers and parolees were served in the general Substance Use Disorder Treatment programs. Another 1,478 participants were served in the Drug Court Treatment programs, bringing the total served to 3,262 for the month.

REENTRY PROGRAM:

REENTRY FACILITIES:

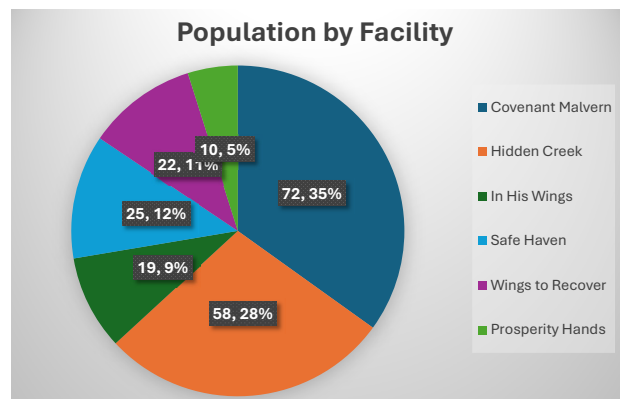
As of October 31, ACC had six licensed Reentry Facilities with 208 total residents in Phases I-IV of the Reentry program. Since the program began, there have been 3,477 individuals who have successfully completed and graduated from the program. During the month, five (5) residents completed CRC. Five (5) resident enrolled in GED with one (1) obtaining their GED. A total of twenty-six (26) Reentry Facility residents received their driver's license, sixteen (16) received an ID card, thirty (30) received their Social Security Cards and thirteem (13) received birth certificates.

REENTRY PROGRAM CONTINUED:

REENTRY OFFICERS:

In October, 152 Reentry residents was reported to be employed and 21 residents were reported to be ineligible for employment at this time. Reentry Officers reported eight (8) education referrals, which resulted in enrollments.

Reentry Officers conducted 181 reentry facility office visits, 97 Phase IV office visits, 46 Phase IV home visits and 64 pre-parole plan verifications. Reentry Officers made 41 community contacts within their assigned area during the month and conducted 76 office visits in their area. There was four (4) Good Grid classes conducted across the state with twenty (20) referrals and twenty-two (22) in attendance. Four (4) job fairs were held with 140 referrals and 53 in attendance. Three (3) DWS class was held with 28 in attendance.



TRANSITIONAL HOUSING:

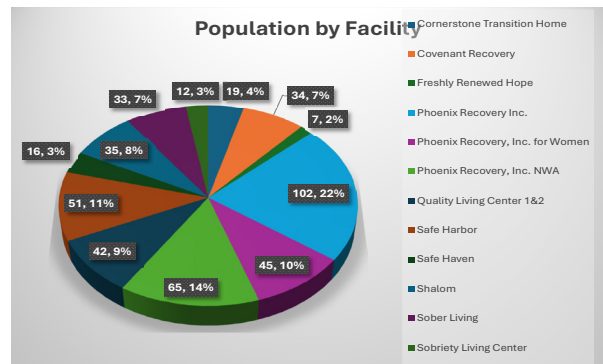
There are 15 licensed vendor facilities with 544 beds (461 DOC funded) in the facilities. Within the transitional facilities, there are 237 residents who have obtained full-time employment.

In October, 268 residents who previously received their GED or high school diploma.

During the month, there were 36 registered sex offenders living in transitional facilities.

A total of 21 residents received their driver's license, 140 received an ID card, 146 received their Social Security card and 12 received birth certificates.

A total of 65 residents graduated from the Transitional Housing program, 31 absconded and 24 were dismissed.



SEX OFFENDER ASSESSMENT

Assessments Completed:

Risk Level	October	November 1999 through October 2025
Level 1	5	1,358
Level 2	41	10,282
Level 3	18	8,431
Level 4	2	773
Default 3	5	*
Total	71	20,844
*Default Level 3's are included in the total number of Level 3's to date.		

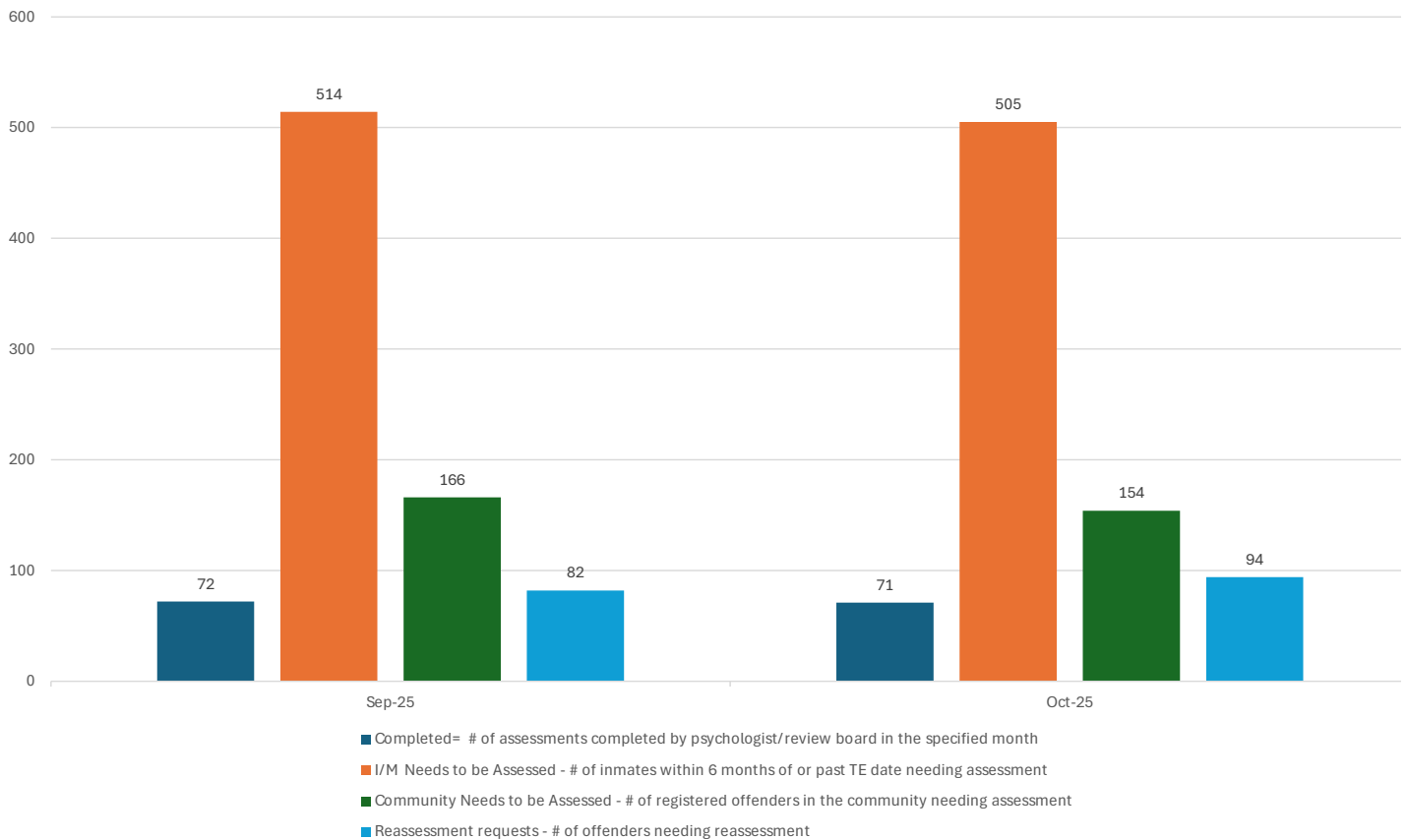
ACIC Numbers:

The total number of sex offenders registered from November 1999 through October 2025:

Compliant	8,885
Delinquent	1,717
Confined	4,235
Out-of-State	4,719
Address Unknown	138
Deported	224
Incapacitated	163
Out of USA	96
Total	20,178

Consistent with current Arkansas law, deceased offenders no longer remain on the registry.

SOCNA Assessments



COMMUNITY SUPERVISION FEE COLLECTIONS AND WAIVERS - OCTOBER 2025 – Page 1

	Oct-24	Nov-24	Dec-24	Jan-25	Feb-25	Mar-25	Apr-25	May-25	Jun-25	Jul-25	Aug-25	Sep-25	Oct-25
Area 1 - Fayetteville													
Fees Possible	168,875	168,280	169,190	168,000	170,380	173,215	173,985	176,470	177,100	177,030	177,800	176,715	179,130
Fees Collected	165,606	141,707	146,702	159,970	163,737	185,146	156,862	151,729	142,400	159,445	167,044	152,450	193,864
% Collected	98%	84%	87%	95%	96%	107%	90%	86%	80%	90%	94%	86%	108%
% Paying Offenders	52%	47%	48%	52%	51%	55%	50%	49%	45%	49%	49%	46%	54%
% Employed	84%	88%	88%	88%	87%	87%	88%	88%	89%	89%	89%	89%	89%
Fees Converted	6,592	4,791	5,918	8,979	6,438	8,498	5,049	4,120	6,276	8,091	6,738	7,200	9,185
% Converted	4%	3%	3%	5%	4%	5%	3%	2%	4%	5%	4%	4%	5%
Fees Waived	3,745	3,465	3,710	3,535	3,710	4,305	4,375	4,410	4,445	4,095	3,955	4,375	4,655
% Waived	2%	2%	2%	2%	2%	2%	3%	2%	3%	2%	2%	2%	3%
Area 2 - Mountain Home													
Fees Possible	96,005	95,305	94,395	92,365	93,205	93,625	93,660	92,645	92,645	92,400	91,315	90,895	91,420
Fees Collected	102,237	83,175	87,634	85,100	89,784	98,960	92,712	86,891	77,761	85,668	86,047	83,988	94,243
% Collected	106%	87%	93%	92%	97%	106%	99%	94%	84%	93%	93%	92%	103%
% Paying Offenders	61%	55%	56%	57%	57%	59%	58%	56%	51%	54%	55%	53%	58%
% Employed	77%	83%	83%	84%	83%	83%	83%	85%	85%	85%	85%	85%	86%
Fees Converted	2,602	1,876	2,129	1,884	2,871	2,373	2,407	1,185	2,318	1,205	2,990	1,680	2,123
% Converted	3%	2%	2%	2%	3%	3%	3%	1%	3%	1%	3%	2%	2%
Fees Waived	1,785	1,820	1,610	1,470	1,435	1,260	1,575	1,435	1,470	1,435	1,575	1,435	1,680
% Waived	2%	2%	2%	2%	2%	1%	2%	2%	2%	2%	2%	2%	2%
Area 3 - Searcy													
Fees Possible	117,600	118,895	120,470	121,205	119,350	119,210	119,245	120,085	121,310	120,505	121,975	121,800	122,080
Fees Collected	110,809	101,200	103,983	112,781	119,026	123,538	108,634	103,425	97,575	106,333	106,043	99,947	117,989
% Collected	94%	85%	86%	93%	100%	104%	91%	86%	80%	88%	87%	82%	97%
% Paying Offenders	54%	48%	48%	51%	52%	54%	51%	50%	46%	49%	46%	42%	53%
% Employed	79%	79%	77%	77%	77%	77%	78%	78%	79%	80%	80%	79%	79%
Fees Converted	5,079	3,985	5,778	4,817	5,766	5,665	4,167	3,957	5,638	6,601	5,099	6,034	5,990
% Converted	4%	3%	5%	4%	5%	5%	3%	3%	5%	5%	4%	5%	5%
Fees Waived	4,025	4,165	3,955	4,305	4,725	4,900	5,215	5,145	5,215	5,075	5,355	5,145	5,705
% Waived	3%	4%	3%	4%	4%	4%	4%	4%	4%	4%	4%	4%	5%
Area 4 - Jonesboro													
Fees Possible	109,585	111,160	110,495	109,760	108,675	109,410	108,745	110,495	110,460	109,025	109,515	109,305	110,495
Fees Collected	98,163	86,989	87,136	98,899	99,966	103,487	91,608	87,154	82,221	91,274	87,603	85,597	102,030
% Collected	90%	78%	79%	90%	92%	95%	84%	79%	74%	84%	80%	78%	92%
% Paying Offenders	52%	46%	46%	50%	49%	52%	47%	46%	43%	47%	46%	45%	51%
% Employed	75%	79%	78%	77%	78%	78%	77%	79%	79%	79%	79%	79%	78%
Fees Converted	4,043	4,915	6,815	8,097	6,036	6,430	6,133	6,991	6,516	6,518	4,444	6,474	8,203
% Converted	4%	4%	6%	7%	6%	6%	6%	6%	6%	6%	4%	6%	7%
Fees Waived	6,545	6,685	6,860	6,825	7,910	7,805	7,805	7,910	8,050	8,050	7,630	7,315	7,525
% Waived	6%	6%	6%	6%	7%	7%	7%	7%	7%	7%	7%	7%	7%
Area 5 - Fort Smith													
Fees Possible	100,345	100,485	101,115	99,365	98,525	99,435	99,260	100,450	100,520	99,085	99,015	99,960	99,995
Fees Collected	101,303	81,076	84,391	88,874	100,324	101,028	86,640	82,475	77,613	87,303	86,766	76,867	95,084
% Collected	101%	81%	83%	89%	102%	102%	87%	82%	77%	88%	88%	77%	95%
% Paying Offenders	57%	47%	48%	50%	54%	54%	50%	48%	44%	50%	49%	44%	50%
% Employed	78%	82%	81%	80%	81%	79%	79%	80%	81%	82%	83%	82%	83%
Fees Converted	6,550	4,287	7,396	4,995	6,697	6,202	6,897	6,226	5,361	7,370	7,230	7,256	6,988
% Converted	7%	4%	7%	5%	7%	7%	7%	6%	5%	7%	7%	7%	7%
Fees Waived	3,885	4,200	4,585	4,200	4,410	4,375	4,410	4,795	4,900	5,355	5,320	5,355	5,425
% Waived	4%	4%	5%	4%	4%	4%	4%	5%	5%	5%	5%	5%	5%
Area 6 - Conway													
Fees Possible	94,815	96,110	97,230	96,530	97,160	97,930	97,825	98,280	98,455	97,300	98,910	98,735	98,525
Fees Collected	100,422	81,770	90,063	89,345	96,599	99,798	89,697	81,550	84,581	92,652	86,321	80,428	97,368
% Collected	106%	85%	93%	93%	99%	102%	92%	83%	86%	95%	87%	81%	99%
% Paying Offenders	59%	50%	52%	52%	53%	54%	52%	49%	49%	53%	49%	46%	53%
% Employed	77%	79%	77%	77%	77%	78%	78%	79%	79%	79%	79%	80%	79%
Fees Converted	2,805	1,732	2,437	2,863	2,317	4,776	2,633	2,665	2,457	3,068	3,075	2,635	3,503
% Converted	3%	2%	3%	3%	2%	5%	3%	3%	2%	3%	3%	3%	4%
Fees Waived	3,290	3,465	3,395	3,395	3,640	3,780	3,815	3,885	4,410	4,305	3,920	3,990	4,060
% Waived	3%	4%	3%	4%	4%	4%	4%	4%	4%	4%	4%	4%	4%
Area 7 - LR Probation													
Fees Possible	135,835	138,670	136,955	139,790	138,810	138,600	139,510	143,185	145,180	144,130	145,530	146,125	147,805
Fees Collected	115,611	101,151	105,749	101,445	109,271	120,279	114,015	103,375	95,845	104,462	111,551	108,515	118,317
% Collected	85%	73%	77%	72%	78%	86%	81%	72%	66%	72%	76%	74%	80%
% Paying Offenders	44%	38%	40%	37%	38%	41%	40%	37%	33%	37%	37%	36%	39%
% Employed	80%	80%	80%	79%	79%	79%	79%	78%	79%	79%	78%	79%	78%
Fees Converted	1,254	1,199	574	3,171	2,412	4,094	2,855	1,855	4,658	2,821	1,832	2,002	2,149
% Converted	1%	1%	0%	2%	2%	3%	2%	1%	3%	2%	1%	1%	1%
Fees Waived	5,845	6,370	7,210	7,245	7,595	7,630	7,770	7,805	8,365	8,505	8,505	8,225	8,680
% Waived	4%	5%	5%	5%	5%	6%	6%	5%	6%	6%	6%	6%	6%



COMMUNITY SUPERVISION FEE COLLECTIONS AND WAIVERS - OCTOBER 2025 – Page 2

	Oct-24	Nov-24	Dec-24	Jan-25	Feb-25	Mar-25	Apr-25	May-25	Jun-25	Jul-25	Aug-25	Sep-25	Oct-25
Area 8 - LR Parole													
Fees Possible	78,575	79,065	79,415	79,030	78,925	78,925	78,610	78,995	76,930	76,545	77,560	76,510	77,140
Fees Collected	66,110	62,143	63,405	58,720	66,455	70,113	63,970	55,288	53,666	63,125	60,679	59,933	72,530
% Collected	84%	79%	80%	74%	84%	89%	81%	70%	70%	82%	78%	78%	94%
% Paying Offenders	46%	43%	42%	40%	43%	46%	44%	39%	39%	43%	42%	41%	46%
% Employed	79%	78%	77%	77%	76%	78%	78%	78%	79%	80%	81%	81%	81%
Fees Converted	3,988	4,046	4,621	5,318	5,811	6,358	4,390	6,562	4,124	3,770	4,466	3,406	5,935
% Converted	5%	5%	6%	7%	7%	8%	6%	8%	5%	5%	6%	4%	8%
Fees Waived	4,130	4,235	4,130	3,885	4,410	4,235	4,725	4,795	4,515	4,200	4,550	4,760	4,270
% Waived	5%	5%	5%	5%	6%	5%	6%	6%	6%	5%	6%	6%	6%
Area 9 - Texarkana													
Fees Possible	102,305	103,250	103,775	103,110	104,335	105,665	106,155	107,065	106,750	106,225	104,510	104,510	104,300
Fees Collected	98,690	83,115	87,448	90,348	96,101	101,292	89,921	82,587	82,992	92,868	88,944	88,305	102,842
% Collected	96%	80%	84%	88%	92%	96%	85%	77%	78%	87%	85%	84%	99%
% Paying Offenders	52%	44%	46%	47%	47%	48%	46%	44%	43%	46%	46%	46%	51%
% Employed	83%	78%	77%	76%	76%	77%	78%	78%	78%	78%	78%	78%	78%
Fees Converted	8,249	3,315	4,329	5,951	4,166	4,040	6,736	5,494	6,404	7,506	6,726	5,711	8,219
% Converted	8%	3%	4%	6%	4%	4%	6%	5%	6%	7%	6%	5%	8%
Fees Waived	3,220	3,290	3,185	2,870	2,800	2,695	2,590	2,730	2,800	2,800	2,695	2,380	2,380
% Waived	3%	3%	3%	3%	3%	3%	2%	3%	3%	3%	3%	2%	2%
Area 10 - Hot Springs													
Fees Possible	119,420	118,930	120,610	119,385	118,440	117,040	118,580	118,230	118,230	118,825	119,000	119,595	121,170
Fees Collected	116,104	93,100	105,525	112,647	111,675	113,803	107,892	95,535	92,783	103,101	102,404	96,784	113,938
% Collected	97%	78%	87%	94%	94%	97%	91%	81%	78%	87%	86%	81%	94%
% Paying Offenders	55%	47%	50%	51%	49%	52%	50%	47%	44%	47%	46%	45%	51%
% Employed	88%	80%	79%	78%	79%	80%	80%	81%	81%	81%	81%	81%	80%
Fees Converted	5,211	5,535	6,160	5,816	5,126	5,211	3,421	4,815	4,562	3,977	5,382	8,441	5,543
% Converted	4%	5%	5%	5%	4%	4%	3%	4%	4%	3%	5%	7%	5%
Fees Waived	7,875	7,665	7,455	7,350	7,385	7,770	7,840	7,665	8,260	8,715	8,680	9,065	9,310
% Waived	7%	6%	6%	6%	6%	7%	7%	6%	7%	7%	7%	8%	8%
Area 11 - Pine Bluff													
Fees Possible	100,555	100,380	101,325	102,060	104,370	105,630	105,560	106,855	106,295	107,310	106,820	106,960	106,855
Fees Collected	100,914	83,962	92,189	92,882	103,400	104,830	96,561	88,457	89,218	92,997	97,221	94,165	104,303
% Collected	100%	84%	91%	91%	99%	99%	91%	83%	84%	87%	91%	88%	98%
% Paying Offenders	60%	52%	53%	52%	55%	52%	55%	50%	50%	51%	53%	51%	56%
% Employed	79%	74%	76%	74%	74%	73%	74%	75%	75%	75%	75%	76%	75%
Fees Converted	6,271	4,131	6,526	6,138	6,868	8,396	5,680	4,884	8,009	10,005	8,907	7,021	7,170
% Converted	6%	4%	6%	6%	7%	8%	5%	5%	8%	9%	8%	7%	7%
Fees Waived	3,360	3,325	3,080	3,185	3,990	3,955	4,270	4,130	3,955	4,060	4,410	4,095	4,235
% Waived	3%	3%	3%	3%	4%	4%	4%	4%	4%	4%	4%	4%	4%
Grand Total													
Fees Possible	1,223,915	1,230,530	1,234,975	1,230,600	1,232,175	1,238,685	1,241,135	1,252,755	1,253,875	1,248,380	1,251,950	1,251,110	1,258,915
Fees Collected	1,175,971	999,387	1,054,226	1,091,011	1,156,337	1,222,273	1,098,513	1,018,465	976,654	1,079,228	1,080,622	1,026,980	1,212,508
% Collected	96%	81%	85%	89%	94%	99%	89%	81%	78%	86%	86%	82%	96%
% Paying Offenders	53%	47%	48%	49%	50%	52%	47%	44%	43%	46%	47%	45%	51%
% Employed	80%	80%	80%	79%	79%	79%	80%	80%	81%	81%	81%	81%	81%
Fees Converted	52,643	39,810	52,680	58,028	54,507	62,542	50,368	48,755	56,322	60,930	56,887	57,858	65,008
% Converted	4%	3%	4%	5%	4%	5%	4%	4%	4%	5%	5%	5%	5%
Fees Waived	47,705	48,685	49,175	48,265	52,010	52,710	54,390	54,705	56,385	56,595	56,595	56,140	57,925
% Waived	4%	4%	4%	4%	4%	4%	4%	4%	4%	5%	5%	4%	5%

- Fees Possible:** The amount of supervision fees that can be collected per active/electronic monitoring supervision status of offenders for that month only. Does not include annual, pre-trial, and SIS.
- Fees Collected:** Actual amount of money collected that can be deposited in Special Revenue fund. Please keep in mind the amount collected could include an offender that pays three months in advance.
- Fees Converted:** Amount not included in Fees Collected. Represents the amount of money lost by conversions. If this money were collected instead of converted, it would be added to Fees Collected.
- Fees Waived:** Amount not included in Fees Collected. Represents the amount of money lost by waivers. If this money were collected instead of waived, it would be added to Fees Collected.

COMMUNITY SUPERVISION POPULATION

Active:

Includes current status of Active, Abscond and Electronic Monitoring

Inactive:Includes current status of Non Reporting, Unsupervised, SIS
(Suspended Imposition of Sentence), Incarcerated and Out to Other State

Area #	AREA	Active (including Abscond)	Inactive	TOTAL
Area 1	Fayetteville	7,251	3,876	11,127
Area 2	Mountain Home	3,165	934	4,099
Area 3	Searcy	4,575	1,710	6,285
Area 4	Jonesboro	4,310	2,777	7,087
Area 5	Fort Smith	3,747	4,539	8,286
Area 6	Conway	3,453	1,279	4,732
Area 7	Little Rock-Probation	5,001	1,526	6,527
Area 8	Little Rock-Parole	3,532	598	4,130
Area 9	Texarkana	4,016	1,722	5,738
Area 10	Hot Springs	5,109	1,224	6,333
Area 11	Pine Bluff	4,546	1,080	5,626
ISC	C.O. Interstate Compact	57	1,887	1,944
	Statewide Totals by Status	48,762	23,152	71,914

COMMUNITY SUPERVISION POPULATION

Statewide Totals by Current Supervision Status as of October 31, 2025

Area #	AREA	Active (including Abscond)			Inactive					OVERALL TOTALS PER AREA
		Active (Direct Supv)	Electronic Monitoring (Direct)	Absconded	Incarcerated	Non-Reporting	Out to Other State	Unsupervised	Suspnd Imposition of Snt (SIS)	
Area 1	Fayetteville	5,573	61	1,617	522	656	849	454	1,395	11127
Area 2	Mountain Home	2,723	17	425	166	175	178	68	347	4099
Area 3	Searcy	3,715	13	847	281	207	260	281	681	6285
Area 4	Jonesboro	3,393	20	897	295	309	228	133	1,812	7087
Area 5	Fort Smith	3,107	32	608	148	333	111	188	3,759	8286
Area 6	Conway	2,926	5	522	195	205	138	46	695	4732
Area 7	Little Rock-Probation	4,342	4	655	259	553	109	28	577	6527
Area 8	Little Rock-Parole	2,549	33	950	98	231		132	137	4130
Area 9	Texarkana	3,083	23	910	337	280	369	68	668	5738
Area 10	Hot Springs	3,911	23	1,175	282	238	117	194	393	6333
Area 11	Pine Bluff	3,360	12	1,174	247	194	82	133	424	5626
ISC	C.O. Interstate Compact	14		43	5	52	1,830			1944
	Statewide Totals by Current Supervision Status	38696	243	9823	2835	3433	4271	1725	10888	71914

Total Active excluding Abscond
39,212

Explanation for “Current Supervision Status”

Active Supervision:

Offender is currently on Active/Direct Supervision Status.

Electronic Monitoring:

Offender is currently on an Electronic Monitor.

Incarcerated:

Offender is currently incarcerated including the following:

- Parole Holds (in state and out-of-state)
- ACT 570 Holds
- County Jail (including possible new charges—felony or misdemeanors—or serving commitments for traffic fines, court commitments, etc).

Non Reporting:

Drug Court offender currently in a Community Correction Center for sanction or court commitment, on detainer (federal or ICE hold), out-of-state, in CCC Residential Treatment, nursing home, hospital, or Arkansas State Hospital.

Out-To-Other-State:

Offender supervised out of Arkansas through Interstate Compact.

Unsupervised:

Parolee whose earned Good Time has met the requirements for unsupervised parole, probationers who received Unsupervised Sentence (e.g., five-year probation sentence specified as 3 years supervised and an additional 2 years unsupervised probation; or an unsupervised probation sentence which is common for misdemeanor offenses (e.g., 1 year unsupervised probation term).

Suspended Imposition of Sentence (SIS):

Offender received a suspended term of supervision.

COMMUNITY SUPERVISION RISK LEVELS

Statewide Risk Levels by Caseload Types as of October 31, 2025

CURRENT RISK LEVELS	Parole	Probation	Drug Court	Hope Court	Mental Health Court	Veterans Court	Swift Courts	Pre Adjudicated	Pre Trial/ Drug Court	Pre Trial/ Pre-Adjudicated	Pre Trial/ Regular	Pre Trial/ Veterans Court	Suspended	Ext Sex Offender Supv	Totals
Maximum	2,270	2,014	162	9		28			1	1	2		328	2	4,817
Medium	7,143	9,135	933	48	13	43		1		13	9	1	1,572	2	18,913
Minimum	7,652	20,793	546	14	13	28	4	5	2	48	9		1,807	1	30,922
Annual Reporting	2,198	1,263	1										233		3,695
Unassigned	3,030	3,248	74	1		2			12	2	10	2	7,156		13,537
Sum:	22,293	36,453	1,716	72	26	101	4	6	15	64	30	3	11,096	5	71,884

CURRENT RISK LEVELS ASSIGNED EXPLANATION:

- Maximum- last risk level score as "High"
- Medium- last risk level score as "Medium"
- Minimum- last risk level score as "Low"
- Annual- identifies offenders that are supervised Annual Reporting
- Unassigned- no ARORA has been completed or offender is currently supervised as "Unsupervised" where the risk level was changed to unassigned

Statewide Risk Levels by Caseload Supervision Status as of October 31, 2025

RISK LEVELS BY CURRENT SUPERVISION STATUS	Maximum	Medium	Minimum	Annual Reporting	Unassigned	Sum:
Active (Direct Supv)	2,642	9,926	22,545	2,913	591	38,617
Electronic Monitoring (Direct)	52	138	37	1	10	238
Absconded	1,045	4,118	2,826	67	1,818	9,874
Incarcerated	277	1,063	780	18	715	2,853
Non-Reporting	308	1,112	787	14	1,223	3,444
Out to Other State	157	856	1,732	32	1,490	4,267
Unsupervised	23	162	441	419	680	1,725
Suspnd Imposition of Snt (SIS)	313	1,538	1,774	231	7,010	10,866
Sum:	4,817	18,913	30,922	3,695	13,537	71,884

COMMUNITY SUPERVISION GAINS AND LOSSES - OCTOBER 2025

Supervision Events		Parole	Probation	Pre-Trial	Suspended	Sum:
Total Gains	Intakes	715	797	23	163	1,698
	Sanction Release from SSP	125	6			131
	Total Gains					1,829
Total Losses	Revocations/or New ADC or CCC Sentence	370	228	1	43	642
	Sanction Incarceration SSP	125	7			132
	Terminations	192	562	6	211	971
	Total Losses					1,745

SRT TASK FORCE REPORT - OCTOBER 2025

ARRESTS:	
Absconders	44
Active Supervision	18
Collateral Arrests	141
SRT Total:	56
Task Force Total:	147

SRT Plus Task Force Total:	203
Felony Charges	318
Misdemeanor Charges	43
Traffic Charges	34
Narcotics Arrests	21

CONFISCATIONS:	
Marijuana	572.4 Grams
Meth	102,030.294 Grams
Herion	0 Grams
Fentanyl	60 Grams
Fentanyl	0 Pills
Cocaine	1,410 Grams
MDMA	0 Grams
Prescription Pills	20 Pills
Mushrooms	10 Grams
Handguns	6
Rifles	7
Recovered Auto	0
Drug Paraphernalia	7 items
Currency Seized	\$800.00

COMMUNITY SUPERVISION REVOCATIONS

Abscond & Return from Abscond By Supervision Types and Area
October 2025

Area	Supervision Type	Absconded	Return From Absconder
Area 2-Mountain Home	Parole	11	26
Area 4-Jonesboro		25	27
Area 8-Little Rock		106	83
Area 11-Pine Bluff		44	31
Area 1-Fayetteville		25	25
Area 3-Searcy		34	31
Area 6-Conway		31	34
Area 10-Hot Springs		43	53
Area 12-Texarkana		31	31
Area 5-Fort Smith		46	42
ISC		6	3
Total by Supervision Type	Parole	402	386
Area 2-Mountain Home	Probation	17	24
Area 4-Jonesboro		79	64
Area 11-Pine Bluff		47	27
Area 1-Fayetteville		127	168
Area 3-Searcy		77	58
Area 6-Conway		28	25
Area 10-Hot Springs		55	40
Area 12-Texarkana		22	27
Area 5-Fort Smith		17	19
Area 7-Little Rock		34	43
Total by Supervision Type	Probation	503	495
Area 11-Pine Bluff	Pre-Trial	1	1
Total by Supervision Type	Pre-Trial	1	1
Area 4-Jonesboro	Suspended		1
Total by Supervision Type	Suspended		1
	TOTAL BY SUPERVISION EVENT	906	883

REVOCATION HEARINGS

Parole Revocation Hearings and Outcomes October 2025

Hearing Outcome	Laws and Technical	Laws Only	Technical Only	Total By Hearing Outcome
Administrative Revocation		81		81
Deferred	1			1
Reinstate	17	5		22
Revoked	36	7	2	45
Waived	217	28	12	257
Total By Violation Type	271	121	14	406

Note: Excludes SSP Sanction Hearings

ACT 1029 HEARINGS HELD	Total
Total # ACT 1029 Hearings	

Note: Included in totals for Hearing Outcomes

Mandatory MHO Hearings	Total
Deferred	1
Reinstate	4
Revoked	31
Waived	45
Mandatory MHO Hearings	81

SUPERVISION SANCTIONS

Supervision Sanction Hearings and Waivers

10/01/2025-10/31/2025

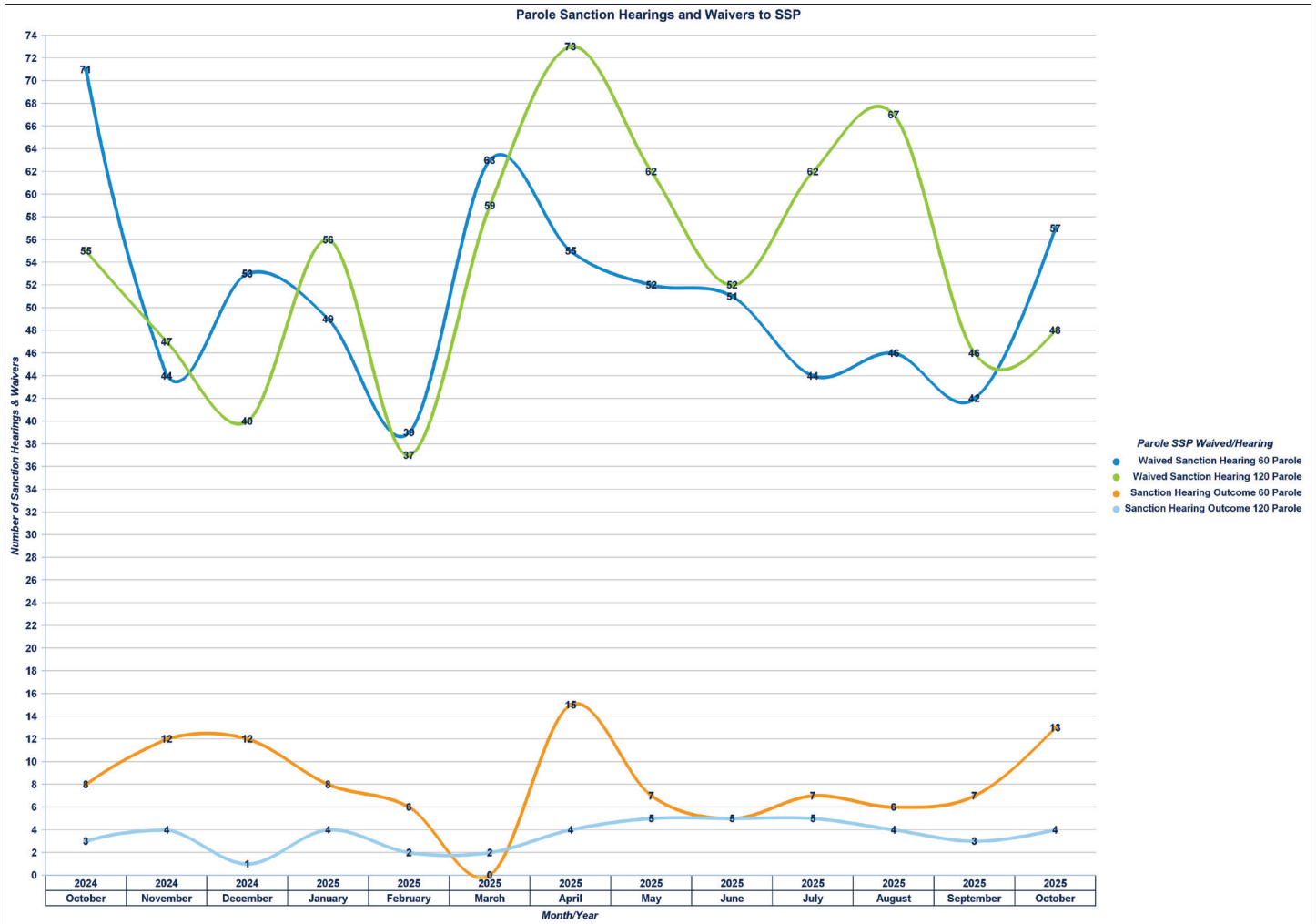
Sanction Hearing Outcome	Sanction Hearing Type	Parole	Probation	Sum:
Sanction Hearing Outcome 60 Parole	Sanction Hearing	13		13
Sanction Hearing Outcome 120 Parole		4		4
Totals:	Sanction Hearing	17		17

Waived Sanction Hearing 60 Parole	Waived Sanction Hearing	57		57
Waived Sanction Hearing 90 Probation			6	6
Waived Sanction Hearing 120 Parole		48		48
Waived Sanction Hearing 180 Probation			1	1
Totals:	Waived Sanction Hearing	105	7	112

	Overall Totals:	122	7	129
--	------------------------	------------	----------	------------

Note: SSP lengths for parolees only were changed in November 2021.

PAROLE SANCTION HEARINGS AND WAIVERS TO SSP



COMMUNITY SUPERVISION DRUG TESTING

**Regular Probation and Parole
Positive Tests During October 2025**

Offender Urine Tests Administered this Period: 8,440
Number of Offenders Testing Positive: 2,390

Drug Tested	Count
THC/Marijuana	1,448
Methamphetamines	1,400
Amphetamines	906
Cocaine	142
Buprenorphine (Suboxone)	149
Ethyl Glucuronide/Alcohol	113
Benzodiazepines	172
Ecstasy (MDMA)	59
Oxycodone	43
Methadone	32
Opiates	55
Fentanyl	25
Tramadol	12
Barbiturates	12
Morphine/Opiates	12
Morphine	12
Propoxyphene	9
K2 (SPICE)	9
Hydrocodone	11
Creatinine	3
Heroin	7
Prescription Abuse	1
Cotinine (Nicotine)	2
Inhalants	1
Kratom	1
LSD	1
Other Hallucinogens	2
PCP	3
pH	1
Total	4,643

**Drug Courts
Positive Tests During October 2025**

Offender Urine Tests Administered this Period: 7,274
Number of Offenders Testing Positive: 210

Drug Tested	Count
Buprenorphine (Suboxone)	397
Methamphetamines	173
THC/Marijuana	132
Amphetamines	143
Benzodiazepines	90
Ethyl Glucuronide/Alcohol	32
Cocaine	29
Methadone	34
Oxycodone	38
Ecstasy (MDMA)	18
Fentanyl	28
Opiates	12
Morphine/Opiates	20
Barbiturates	12
Propoxyphene	12
Tramadol	23
Heroin	9
K2 (SPICE)	9
Creatinine	4
Kratom	0
LSD	0
Other Hallucinogens	0
PCP	0
Cotinine (Nicotine)	0
Hydrocodone	0
Inhalants	0
Morphine	0
pH	1
Prescription Abuse	0
Total	1,216

**Specialty Courts
Positive Tests During October 2025**

Offender Urine Tests Administered this Period: 305
Number of Offenders Testing Positive: 17

Drug Tested	Count
Methamphetamines	7
Amphetamines	3
THC/Marijuana	6
Ethyl Glucuronide/Alcohol	4
Cocaine	1
Barbiturates	0
Ecstasy (MDMA)	0
Fentanyl	0
Methadone	0
Oxycodone	0
Buprenorphine (Suboxone)	1
K2 (SPICE)	0
Kratom	0
Morphine/Opiates	2
PCP	0
Propoxyphene	0
Tramadol	0
Benzodiazepines	0
Total	24

