



DIVISION OF COMMUNITY CORRECTION BOARD REPORT

January 2025

Jim Cheek
Director



COMMUNITY SUPERVISION AREA HIGHLIGHTS:

AREA 1

A joint operation with DEA led to the discovery of a parolee in possession of AR-15 rifle. Offender was arrested and will be charged federally.

AREA 2

On December 12, Community Supervision Officers Cody Bruyette and Hunter Boles conducted a home visit in Izard County. While conducting a compliance check in the offender's bedroom, CSO Bruyette discovered a fake beer can that was used to conceal a white crystalline substance. The substance tested positive for methamphetamine.

AREA 3

On December 3, 2025, Area 3 held a December Staff Meeting and Employee Holiday Lunch at the Searcy office. After the meeting, a meal was provided by Area 3 Management for all who attended. Awards were given for an Ugly Christmas Sweater Contest. Officers were commended for maintaining 90% or above on supervision fee collections throughout 2025 and a random drawing was held for a \$100 gift from Management staff to CSA Kristie Leon. Winners of the Ugly Sweater Contest were CSA Chad Hale and CSA Chase Lettenmaier. At the conclusion of lunch, Staff participated in a Dirty Santa gift exchange.

AREA 4

On 11/25/25, CSO III SO Jennifer Clements of the West Memphis office conducted a search of sex offender Jacob Stephenson's cell phone. It was found that he had several unregistered social media accounts. The West Memphis P.D. Registration Officer, Det. Strayhorn, also conducted a search of the phone. Offender also had snapchat, facebook, Instagram, tinder, plenty of fish, wooplus and scoopz social media/dating accounts that were not registered. Offender had previously registered zero social media accounts on 10/22/25. Offender was taken into custody and charged with Failure to Comply with Registration Requirements. A petition for probation violation has been submitted to the prosecuting attorney.

AREA 5

CPPS Paula Cox used our van to take gift bags to a local assisted living facility (Peach Tree)

The local 4-H club along with the home Extension Office put together over 200 gift bags for the residents in two different nursing homes. They needed help with transportation of all the bags. Paula stated that it was humbling and heartwarming to see the kids give out the gifts to the older residents.

AREA 6

On December 12, 2025, Kristen Hardcastle took a group of community service workers to Soul Food Café, where they volunteered their time supporting people in need. They helped guests receive food, assisted with tickets, and offered to help wherever needed. Their participation not only helped the café run smoothly but also provided meaningful opportunity to give back to the community. The parole probation office donated 465lbs of canned goods and other items and assisted in distributing snacks to those in need.

AREA 7/8

On Wednesday, December 17, 2025, I, Officer J. Fernandez, received a phone call from the DEA DTF, stating that they had an arrest warrant for Offender Jerry Allen PID 332858. Upon investigation by Agent Gordon, and speaking with Allen's Parole Officer it was revealed that Allen was reporting on Thursday, December 18, 2025, at approximately 1000. DEA Agents were advised and they met with us at the Little Rock Parole Office. At approximately 1000HRS, I was advised that Allen had arrived and he was taken to his officer's office. Agent Preachers, and I made contact with Allen and detained him. Subsequently, a search of his person revealed that he only had a wallet and some change on his person, which was taken for safe keeping while he was detained. DEA Agents then interviewed and mirandized Allen. Although a Warrantless Search Waiver was on file, DEA requested permission to search Allen's residence (3 Colt Avenue, Little Rock, AR 72209), which he granted and willingly signed their waiver. At approximately 1030HRS, we departed the Parole Office and transported Allen to his residence for a Compliance Check, and search for illegal items. At approximately 1100HRS, we arrived at 3 Colt Avenue, and made contact with Allen's wife, who also granted permission to search the residence. A full search of the residence revealed no contraband or illicit articles. Allen was subsequently turned over to the DEA Agents, who continued to question him. He was later transported to Pulaski County Detention Center for booking on their warrant.

AREA HIGHLIGHTS, continued:**AREA 9**

On December 15-16, 2025, CSO III O'Malley and CSO III Scoggins conducted a flight extradition on David Lee Ray from Redwood County, Minnesota to Miller County, Arkansas.

AREA 10

12/4/2025-12/5/2025: CSO III Wednesday Freeman attended Arkansas Association for the Treatment and Prevention of Sexual Abuse (AR ATSA) Conference.

12/10/2025: CSSE Sally Sweeden attended drug endangered children meeting at DHS.

12/16/2026: CSP Tammy Rowland attended Adult education and wage meeting.

12/16/2025: CSSE Vanessa Townsend attended Government Basics Training at OPM

12/17/2025: CSO III Kenia Flowers and Andrea Haney assisted with ORAS at ORCU.

AREA 11

On 12-1-25 Agent Parker received a phone call from Chief Deputy Gary Young of the Cleveland County Sheriffs Department that they had developed information that offender Jordan Hooks PID 0260878 was living in a camper at 1963 Mount Carmel Road Rison Arkansas and was alleged to have guns and drugs. Agent Parker relayed the information to Area Manager McBroome who directed Agent Parker and ISP Agent Johnson to go check out the residence and see if Jordan Hooks was residing there and conduct a search if he was located. Agent Parker and Agent Johnson then went to the Cleveland County Sheriffs department where they met with Chief Deputy Young, Investigator Poss, Deputy Croy, and Deputy Strickler to be briefed. Agents were shown on MAPs where the camper he was living in was located and Investigator Poss, Deputy Croy and Deputy Strickler then drove to the residence. Agent Parker, Agent Johnson, Deputy Croy and Deputy Strickler parked on the road in front of the residence out of sight and moved to the camper through the cover of pine trees and thick underbrush with weapons drawn. While the deputies covered the west side of the trailer Agent Parker moved up on the east side of the camper and heard movement inside a moment later he heard the door open and saw offender Hooks exiting the camper Agent Parker ordered Hooks not to move then ordered the offender on the ground. As Agent Parker was handcuffing Deputies began asking who else was in the camper Hooks stated there was only a female inside, she was ordered out and ordered to the ground by Agent Johnson. As Parker was handcuffing the female (Later identified as Hailee Reynolds) Agent Johnson Deputy Croy and Deputy Strickler cleared the camper where Hooks came out of. After the camper was cleared Parker asked Hooks if there were any weapons in the trailer. Hooks stated there was a pistol back in the bedroom cabinet. Agents Johnson and Agent Parker started to conduct a comprehensive search of the interior of the trailer. Parker located a tan in color 9mm on top of the bedroom closet. Agent Johnson made the weapon safe and it had one round in the chamber and a full magazine. In the same closet a Wolf 50 caliber muzzle loader with a scope was found as well. Johnson started to search the top dresser drawer and a box of 9mm rounds was found along with a meth pipe and syringes. On top of the kitchen table Agent Parker located a plaque with

white powdery residue believed to be methamphetamines on it. After searching the trailer Parker and Johnson were informed by deputies that Hooks had stated to them that he had also been staying in another trailer approximately 20 feet away. The other trailer door was open, and Agent Parker conducted a search and located 6 various caliber rifles in the closet of the bedroom along with 2 syringes laying on top of a black bag. Agent Parker then conducted an inspection of a phone offender Hooks identified as his and saw text messages from offender Hooks to one phone number where he asks "Dayum aye did u have any bullets for the muzzleloader" and in another text to another person where he states "LMAO but yea ig imma get rid of the pistol for now although I wanna keep it its just to big a factor also have a muzzle loader with a scope." Photographs were collected. The evidence was collected by Investigator Poss and the Deputies and Offender Hooks was transported to the Cleveland County sheriffs department where he was charged with possession of firearms by certain persons, terroristic threatening and felony possession of drug paraphernalia.

AREA HIGHLIGHTS, continued:

ISP ARREST

Office	Number of Arrest
Conway	0
Hot Springs	4
Little Rock	4
Pine Bluff	3
Searcy	7
Total Arrest	18

PROMOTIONS

Area 1

- Community Supervision Officer III - Emily R. Norman

Area 3

- Corrections Program Coordinator - Christopher G. Riley

NEW HIRES

Area 3

- Administrative Specialist - Deidre A. Robinson

Area 6

- Community Supervision Officer I - Deegan G. Anderson

Area 7

- Community Supervision Officer I - Tyroneisha M. Collins

Area 10

- Administrative Specialist - Laci D. Griffin

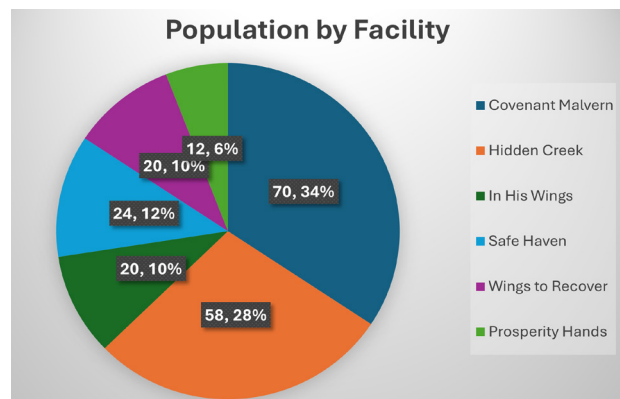
an ID card, 43 received their Social Security Cards and 15 received birth certificates.

REENTRY PROGRAM CONTINUED:

REENTRY OFFICERS:

In December, 158 Reentry residents was reported to be employed and 13 residents were reported to be ineligible for employment at this time. Reentry Officers reported 8 education referrals, which resulted in enrollments.

Reentry Officers conducted 212 reentry facility office visits, 121 Phase IV office visits, 30 Phase IV home visits and 55 pre-parole plan verifications. Reentry Officers made 35 community contacts within their assigned area during the month and conducted 66 office visits in their area. There was 1 Good Grid classes conducted across the state with 4 in attendance. 1 job fair was held with 8 in attendance. 1 DWS



class was held with 16 in attendace.

TRANSITIONAL HOUSING:

There are 14 licensed vendor facilities with 496 beds (457 DOC funded) in the facilities. Within the transitional facilities, there are 219 residents who have obtained full-time employment.

In December, 251 residents who previously received their GED or high school diploma.

During the month, there were 25 registered sex offenders living in transitional facilities.

A total of 16 residents received their driver's license, 63 received an ID card, 78 received their Social Security card and 13 received birth certificates.

A total of 46 residents graduated from the Transitional Housing program, 25 absconded and 23 were dismissed.

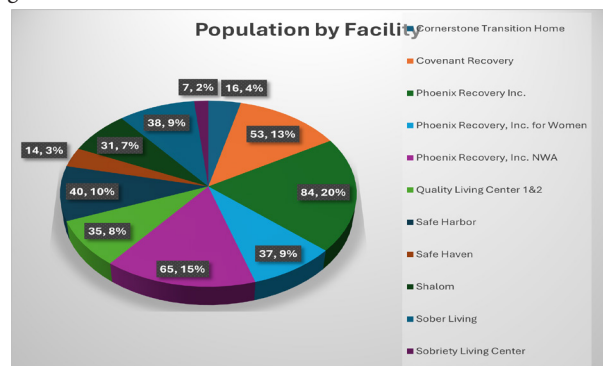
TREATMENT:

1,769 probationers and parolees were served in the general Substance Use Disorder Treatment programs. Another 1,422 participants were served in the Drug Court Treatment programs, bringing the total served to 3,191 for the month.

REENTRY PROGRAM:

REENTRY FACILITIES:

As of December 31, ACC had six licensed Reentry Facilities with 204 total residents in Phases I-IV of the Reentry program. Since the program began, there have been 3,477 individuals who have successfully completed and graduated from the program. During the month, 20 residents were enrolled in CRC with 19 completed CRC. 2 residents enrolled and completed Wage. A total of 33 Reentry Facility residents received their driver's license, 18 received



SEX OFFENDER ASSESSMENT

Assessments Completed:

Risk Level	December	January 1999 through December 2025
Level 1	1	1,361
Level 2	26	10,324
Level 3	16	8,459
Level 4	2	775
Default 3	2	*
Total	50	20,919
*Default Level 3's are included in the total number of Level 3's to date.		

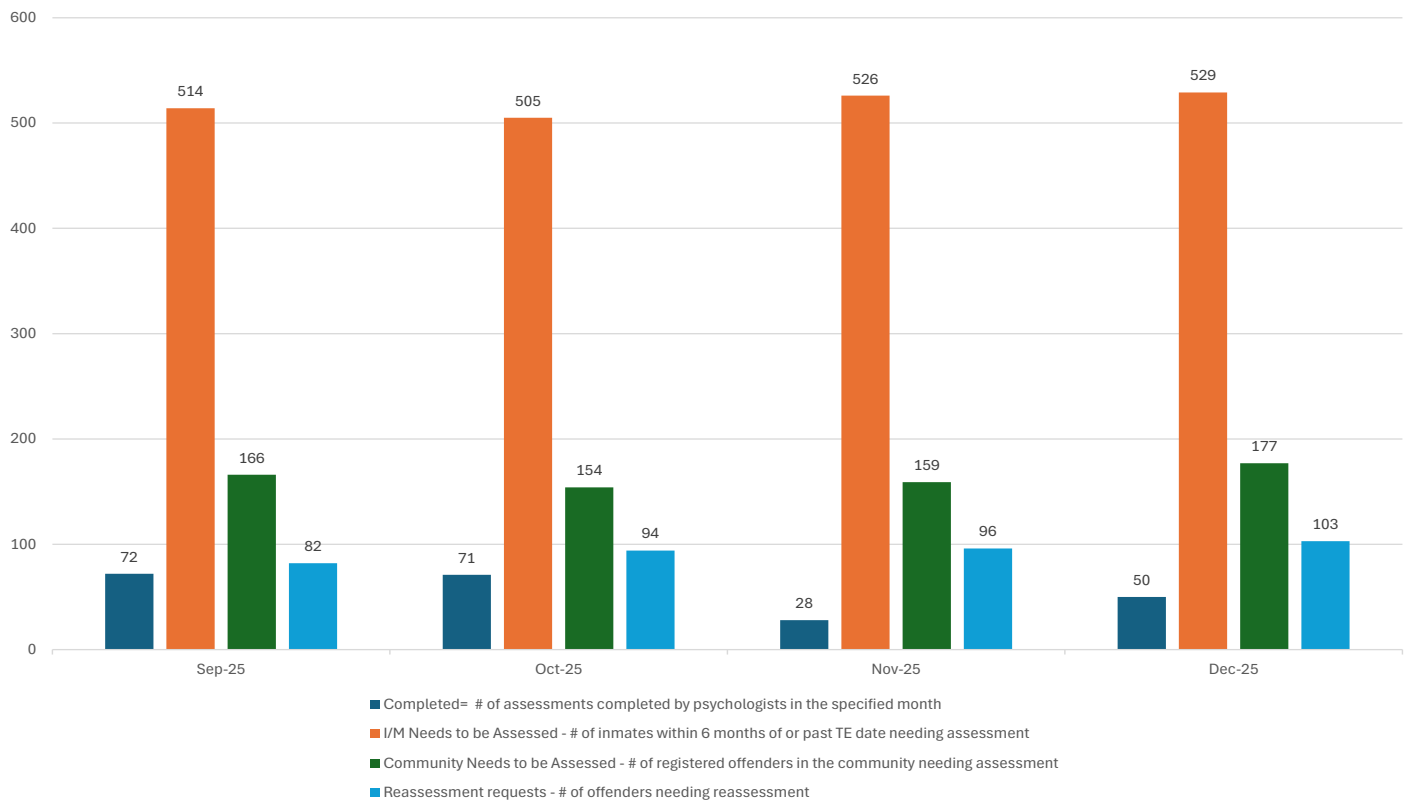
ACIC Numbers:

The total number of sex offenders registered from January 1999 through December 2025:

Compliant	8,882
Delinquent	1,747
Confined	4,261
Out-of-State	4,732
Address Unknown	134
Deported	224
Incapacitated	169
Out of USA	97
Total	20,247

Consistent with current Arkansas law, deceased offenders no longer remain on the registry.

SOCNA Assessments



COMMUNITY SUPERVISION FEE COLLECTIONS AND WAIVERS - DECEMBER 2025 – Page 1

	Dec-24	Jan-25	Feb-25	Mar-25	Apr-25	May-25	Jun-25	Jul-25	Aug-25	Sep-25	Oct-25	Nov-25	Dec-25
Area 1 - Fayetteville													
Fees Possible	169,190	168,000	170,380	173,215	173,985	176,470	177,100	177,030	177,800	176,715	179,130	181,685	182,735
Fees Collected	146,702	159,970	163,737	185,146	156,862	151,729	142,400	159,445	167,044	152,450	193,864	147,176	154,943
% Collected	87%	95%	96%	107%	90%	86%	80%	90%	94%	86%	108%	81%	85%
% Paying Offenders	48%	52%	51%	55%	50%	49%	45%	49%	49%	46%	54%	46%	46%
% Employed	88%	88%	87%	87%	88%	88%	89%	89%	89%	89%	89%	89%	89%
Fees Converted	5,918	8,979	6,438	8,498	5,049	4,120	6,276	8,091	6,738	7,200	9,185	5,884	9,108
% Converted	3%	5%	4%	5%	3%	2%	4%	5%	4%	5%	5%	3%	5%
Fees Waived	3,710	3,535	3,710	4,305	4,375	4,410	4,445	4,095	3,955	4,375	4,655	4,480	4,165
% Waived	2%	2%	2%	2%	2%	2%	3%	2%	2%	2%	3%	2%	2%
Area 2 - Mountain Home													
Fees Possible	94,395	92,365	93,205	93,625	93,660	92,645	92,645	92,400	91,315	90,895	91,420	91,000	91,140
Fees Collected	87,634	85,100	89,784	98,960	92,712	86,891	77,761	85,668	86,047	83,988	94,243	83,087	75,488
% Collected	93%	92%	96%	106%	99%	94%	84%	93%	94%	92%	103%	91%	83%
% Paying Offenders	56%	57%	57%	59%	58%	56%	51%	54%	55%	53%	58%	54%	53%
% Employed	83%	84%	83%	83%	83%	85%	85%	85%	85%	85%	86%	86%	85%
Fees Converted	2,129	1,884	2,871	2,373	2,407	1,185	2,318	1,205	2,990	1,680	2,123	1,386	1,441
% Converted	2%	2%	3%	3%	3%	1%	3%	1%	3%	2%	2%	2%	2%
Fees Waived	1,610	1,470	1,435	1,260	1,575	1,435	1,470	1,435	1,575	1,435	1,680	1,645	1,680
% Waived	2%	2%	2%	2%	2%	2%	2%	2%	2%	2%	2%	2%	2%
Area 3 - Searcy													
Fees Possible	120,470	121,205	119,350	119,210	119,245	120,085	121,310	120,505	121,975	121,800	122,080	122,570	122,955
Fees Collected	103,983	112,781	119,026	123,538	108,634	103,425	97,575	106,333	106,043	99,947	117,989	100,555	104,393
% Collected	86%	93%	100%	104%	91%	86%	80%	88%	87%	82%	97%	82%	85%
% Paying Offenders	48%	51%	52%	54%	51%	50%	46%	49%	49%	46%	53%	47%	45%
% Employed	77%	77%	77%	77%	78%	78%	79%	80%	79%	79%	79%	79%	79%
Fees Converted	5,778	4,817	5,766	5,665	4,167	3,957	5,638	6,601	5,099	6,034	5,990	5,403	4,170
% Converted	5%	4%	5%	5%	3%	3%	5%	5%	4%	5%	5%	4%	3%
Fees Waived	3,955	4,305	4,725	4,900	5,215	5,145	5,215	5,075	5,355	5,145	5,705	5,180	5,670
% Waived	3%	4%	4%	4%	4%	4%	4%	4%	4%	4%	5%	4%	4%
Area 4 - Jonesboro													
Fees Possible	110,495	109,760	108,675	109,410	108,745	110,495	110,460	109,025	109,515	109,305	110,495	111,860	111,545
Fees Collected	87,136	98,899	99,966	103,487	91,608	87,154	82,221	91,274	87,603	85,597	102,030	88,180	83,253
% Collected	79%	90%	92%	95%	84%	79%	74%	84%	80%	78%	92%	79%	75%
% Paying Offenders	46%	50%	49%	52%	47%	46%	43%	47%	46%	45%	51%	46%	44%
% Employed	78%	77%	78%	78%	77%	77%	79%	79%	78%	79%	78%	77%	76%
Fees Converted	6,815	8,097	6,036	6,430	6,133	6,991	6,516	6,518	4,444	6,474	8,203	4,653	8,429
% Converted	6%	7%	6%	6%	6%	6%	6%	6%	4%	6%	7%	4%	8%
Fees Waived	6,860	6,825	7,910	7,805	7,805	7,910	8,050	8,050	7,630	7,315	7,525	7,595	8,155
% Waived	6%	6%	7%	7%	7%	7%	7%	7%	7%	7%	7%	7%	7%
Area 5 - Fort Smith													
Fees Possible	101,115	99,365	98,525	99,435	99,260	100,450	100,520	99,085	99,015	99,960	99,995	101,045	100,415
Fees Collected	84,391	88,874	100,324	101,028	86,640	82,475	77,613	87,303	86,766	76,867	95,084	80,136	84,643
% Collected	83%	89%	102%	102%	87%	82%	77%	88%	77%	77%	95%	79%	84%
% Paying Offenders	48%	50%	54%	54%	50%	48%	44%	50%	49%	44%	50%	47%	47%
% Employed	81%	80%	81%	79%	79%	80%	81%	82%	83%	82%	83%	83%	81%
Fees Converted	7,396	4,995	6,697	6,702	6,897	6,226	5,361	7,370	7,230	7,256	6,988	4,252	10,369
% Converted	7%	5%	7%	7%	7%	6%	5%	7%	7%	7%	7%	4%	10%
Fees Waived	4,585	4,200	4,410	4,375	4,410	4,795	4,900	5,355	5,320	5,355	5,425	5,390	5,390
% Waived	5%	4%	4%	4%	4%	5%	5%	5%	5%	5%	5%	5%	5%
Area 6 - Conway													
Fees Possible	97,230	96,530	97,160	97,930	97,825	98,280	98,455	97,300	98,910	98,735	98,525	97,545	98,000
Fees Collected	90,063	89,345	96,599	99,798	89,697	81,550	84,581	92,652	86,321	80,428	97,368	77,164	85,945
% Collected	93%	93%	99%	102%	92%	83%	86%	95%	87%	81%	99%	79%	88%
% Paying Offenders	52%	52%	53%	54%	52%	49%	49%	53%	49%	46%	53%	46%	48%
% Employed	77%	77%	77%	78%	78%	79%	79%	79%	79%	80%	79%	80%	80%
Fees Converted	2,437	2,863	2,317	4,776	2,633	2,665	2,457	3,068	3,075	2,635	3,503	2,824	5,878
% Converted	3%	3%	2%	5%	3%	3%	2%	3%	3%	3%	4%	3%	6%
Fees Waived	3,395	3,395	3,640	3,780	3,815	3,885	4,410	4,305	3,920	3,990	4,060	4,060	4,235
% Waived	3%	4%	4%	4%	4%	4%	4%	4%	4%	4%	4%	4%	4%
Area 7 - LR Probation													
Fees Possible	136,955	139,790	138,810	138,600	139,510	143,185	145,180	144,130	145,530	146,125	147,805	151,270	151,795
Fees Collected	105,749	101,445	109,271	120,279	114,015	103,375	95,845	104,462	111,551	108,515	118,317	105,713	103,651
% Collected	77%	72%	78%	86%	81%	72%	66%	72%	76%	74%	80%	70%	68%
% Paying Offenders	40%	37%	38%	41%	40%	37%	33%	37%	36%	39%	35%	35%	34%
% Employed	80%	79%	79%	79%	79%	78%	79%	79%	78%	79%	78%	79%	78%
Fees Converted	574	3,171	2,412	4,094	2,855	1,855	4,658	2,821	1,832	2,002	2,149	2,701	3,469
% Converted	0%	2%	2%	3%	2%	1%	3%	2%	1%	1%	1%	2%	2%
Fees Waived	7,210	7,245	7,595	7,630	7,770	7,805	8,365	8,505	8,505	8,225	8,680	8,155	7,665
% Waived	5%	5%	5%	6%	6%	5%	6%	6%	6%	6%	6%	5%	5%



COMMUNITY SUPERVISION FEE COLLECTIONS AND WAIVERS - DECEMBER 2025 – Page 2

	Dec-24	Jan-25	Feb-25	Mar-25	Apr-25	May-25	Jun-25	Jul-25	Aug-25	Sep-25	Oct-25	Nov-25	Dec-25
Area 8 - LR Parole													
Fees Possible	79,415	79,030	78,925	78,925	78,610	78,995	76,930	76,545	77,560	76,510	77,140	77,385	76,335
Fees Collected	63,405	58,720	66,455	70,113	63,970	55,288	53,666	63,125	60,679	59,933	72,530	59,592	61,728
% Collected	80%	74%	84%	89%	81%	70%	70%	82%	78%	78%	94%	77%	81%
% Paying Offenders	42%	40%	43%	46%	44%	39%	39%	43%	42%	41%	46%	41%	42%
% Employed	77%	77%	76%	78%	78%	78%	79%	80%	81%	81%	81%	80%	82%
Fees Converted	4,621	5,318	5,811	6,358	4,390	6,562	4,124	3,770	4,466	3,406	5,935	4,422	6,011
% Converted	6%	7%	7%	8%	6%	8%	5%	5%	6%	4%	8%	6%	8%
Fees Waived	4,130	3,885	4,410	4,235	4,725	4,795	4,515	4,200	4,550	4,760	4,270	4,165	3,850
% Waived	5%	5%	6%	5%	6%	6%	6%	5%	6%	6%	6%	5%	5%
Area 9 - Texarkana													
Fees Possible	103,775	103,110	104,335	105,665	106,155	107,065	106,750	106,225	104,510	104,510	104,300	105,105	104,230
Fees Collected	87,448	90,348	96,101	101,292	89,921	82,587	82,992	92,868	88,944	88,305	102,842	87,295	84,366
% Collected	84%	88%	92%	96%	85%	77%	78%	87%	85%	84%	99%	83%	81%
% Paying Offenders	46%	47%	47%	48%	46%	44%	43%	46%	46%	46%	51%	45%	45%
% Employed	77%	76%	76%	76%	77%	78%	78%	78%	78%	78%	78%	79%	79%
Fees Converted	4,329	5,951	4,166	4,040	6,736	5,494	6,404	7,506	6,726	5,711	8,219	6,007	6,369
% Converted	4%	6%	4%	4%	6%	5%	6%	7%	6%	5%	8%	6%	6%
Fees Waived	3,185	2,870	2,800	2,695	2,590	2,730	2,800	2,800	2,695	2,380	2,380	2,415	2,170
% Waived	3%	3%	3%	3%	2%	3%	3%	3%	3%	2%	2%	2%	2%
Area 10- Hot Springs													
Fees Possible	120,610	119,385	118,440	117,040	118,580	118,230	118,230	118,825	119,000	119,595	121,170	122,850	122,990
Fees Collected	105,525	112,647	111,675	113,803	107,892	95,535	92,783	103,101	102,404	96,784	113,938	92,427	106,106
% Collected	87%	94%	94%	97%	91%	81%	78%	87%	86%	81%	94%	75%	86%
% Paying Offenders	50%	51%	49%	52%	50%	47%	44%	47%	46%	45%	51%	43%	45%
% Employed	79%	78%	79%	80%	80%	81%	81%	81%	81%	81%	80%	79%	79%
Fees Converted	6,160	5,816	5,126	5,211	3,421	4,815	4,562	3,977	5,382	8,441	5,543	3,749	5,481
% Converted	5%	5%	4%	4%	3%	4%	4%	3%	5%	7%	5%	3%	4%
Fees Waived	7,455	7,350	7,385	7,770	7,840	7,665	8,260	8,715	8,680	9,065	9,310	9,450	9,800
% Waived	6%	6%	6%	7%	7%	6%	7%	7%	7%	8%	8%	8%	8%
Area 11 - Pine Bluff													
Fees Possible	101,325	102,060	104,370	105,630	105,560	106,855	106,295	107,310	106,820	106,960	106,855	108,360	108,745
Fees Collected	92,189	92,882	103,400	104,830	96,561	88,457	89,218	92,997	97,221	94,165	104,303	88,956	98,089
% Collected	91%	91%	99%	99%	91%	83%	84%	87%	91%	88%	98%	82%	90%
% Paying Offenders	53%	52%	55%	56%	55%	50%	50%	51%	53%	51%	56%	49%	52%
% Employed	76%	74%	74%	73%	74%	75%	75%	75%	75%	76%	75%	75%	73%
Fees Converted	6,526	6,138	6,868	8,396	5,680	4,884	8,009	10,005	8,907	7,021	7,170	6,124	9,966
% Converted	6%	6%	7%	8%	5%	5%	8%	9%	8%	7%	7%	6%	9%
Fees Waived	3,080	3,185	3,990	3,955	4,270	4,130	3,955	4,060	4,410	4,095	4,235	3,955	3,710
% Waived	3%	3%	4%	4%	4%	4%	4%	4%	4%	4%	4%	4%	3%
Grand Total													
Fees Possible	1,234,975	1,230,600	1,232,175	1,238,685	1,241,135	1,252,755	1,253,875	1,248,380	1,251,950	1,251,110	1,258,915	1,270,675	1,270,885
Fees Collected	1,054,226	1,091,011	1,156,337	1,222,273	1,098,513	1,018,465	976,654	1,079,228	1,080,622	1,026,980	1,212,508	1,010,280	1,042,603
% Collected	85%	89%	94%	99%	89%	81%	78%	86%	86%	82%	96%	80%	82%
% Paying Offenders	48%	49%	50%	52%	49%	47%	44%	48%	47%	45%	51%	45%	45%
% Employed	80%	79%	79%	79%	80%	80%	81%	81%	81%	81%	81%	81%	80%
Fees Converted	52,680	58,028	54,507	62,542	50,368	48,755	56,322	60,930	56,887	57,858	65,008	47,404	70,691
% Converted	4%	5%	4%	5%	4%	4%	4%	5%	5%	5%	5%	4%	6%
Fees Waived	49,175	48,265	52,010	52,710	54,390	54,705	56,385	56,595	56,595	56,140	57,925	56,490	56,490
% Waived	4%	4%	4%	4%	4%	4%	4%	5%	5%	4%	5%	4%	4%

Fees Possible: The amount of supervision fees that can be collected per active/electronic monitoring supervision status of offenders for that month only.

Does not include annual, pre-trial, and SIS.

Fees Collected: Actual amount of money collected that can be deposited in Special Revenue fund. Please keep in mind the amount collected could include an offender that pays three months in advance.

Fees Converted: Amount not included in Fees Collected. Represents the amount of money lost by conversions. If this money were collected instead of converted, it would be added to Fees Collected.

Fees Waived: Amount not included in Fees Collected. Represents the amount of money lost by waivers. If this money were collected instead of waived, it would be added to Fees Collected.

COMMUNITY SUPERVISION POPULATION

Active:

Includes current status of Active, Abscond and Electronic Monitoring

Inactive:Includes current status of Non Reporting, Unsupervised, SIS
(Suspended Imposition of Sentence), Incarcerated and Out to Other State

Area #	AREA	Active (including Abscond)	Inactive	TOTAL
Area 1	Fayetteville	7,304	3,882	11,186
Area 2	Mountain Home	3,159	949	4,108
Area 3	Searcy	4,617	1,706	6,323
Area 4	Jonesboro	4,305	2,828	7,133
Area 5	Fort Smith	3,755	4,534	8,289
Area 6	Conway	3,470	1,229	4,699
Area 7	Little Rock-Probation	5,060	1,589	6,649
Area 8	Little Rock-Parole	3,511	587	4,098
Area 9	Texarkana	4,007	1,730	5,737
Area 10	Hot Springs	5,172	1,196	6,368
Area 11	Pine Bluff	4,601	1,057	5,658
ISC	C.O. Interstate Compact	56	1,898	1,954
	Statewide Totals by Status	49,017	23,185	72,202

COMMUNITY SUPERVISION POPULATION

Statewide Totals by Current Supervision Status as of December 31,2025

Area #	AREA	Active (including Abscond)			Inactive					OVERALL TOTALS PER AREA
		Active (Direct Supv)	Electronic Monitoring (Direct)	Absconded	Incarcerated	Non-Reporting	Out to Other State	Unsupervised	Suspnd Imposition of Snt (SIS)	
Area 1	Fayetteville	5,664	61	1,579	512	666	843	449	1,412	11,186
Area 2	Mountain Home	2,705	18	436	163	188	181	63	354	4,108
Area 3	Searcy	3,733	12	872	249	228	263	274	692	6,323
Area 4	Jonesboro	3,432	16	857	283	339	252	135	1,819	7,133
Area 5	Fort Smith	3,124	24	607	156	307	114	194	3,763	8,289
Area 6	Conway	2,914	8	548	153	197	140	45	694	4,699
Area 7	Little Rock-Probation	4,448	7	605	248	590	106	31	614	6,649
Area 8	Little Rock-Parole	2,539	23	949	97	218		127	145	4,098
Area 9	Texarkana	3,073	24	910	303	286	371	64	706	5,737
Area 10	Hot Springs	3,948	21	1,203	269	236	114	174	403	6,368
Area 11	Pine Bluff	3,397	12	1,192	229	186	82	138	422	5,658
	C.O. Interstate Compact	2		54	6	47	1,845			1,954
	Statewide Totals by Current Supervision Status	38,979	226	9,812	2,668	3,488	4,311	1,694	11,024	72,202

<i>Total Active excluding Abscond</i>
39,205

Explanation for “Current Supervision Status”

Active Supervision:

Offender is currently on Active/Direct Supervision Status.

Electronic Monitoring:

Offender is currently on an Electronic Monitor.

Incarcerated:

Offender is currently incarcerated including the following:

- Parole Holds (in state and out-of-state)
- ACT 570 Holds
- County Jail (including possible new charges—felony or misdemeanors—or serving commitments for traffic fines, court commitments, etc).

Non Reporting:

Drug Court offender currently in a Community Correction Center for sanction or court commitment, on detainer (federal or ICE hold), out-of-state, in CCC Residential Treatment, nursing home, hospital, or Arkansas State Hospital.

Out-To-Other-State:

Offender supervised out of Arkansas through Interstate Compact.

Unsupervised:

Parolee whose earned Good Time has met the requirements for unsupervised parole, probationers who received Unsupervised Sentence (e.g., five-year probation sentence specified as 3 years supervised and an additional 2 years unsupervised probation; or an unsupervised probation sentence which is common for misdemeanor offenses (e.g., 1 year unsupervised probation term).

Suspended Imposition of Sentence (SIS):

Offender received a suspended term of supervision.

COMMUNITY SUPERVISION RISK LEVELS

Statewide Risk Levels by Caseload Types as of December 31, 2025

CURRENT RISK LEVELS	Parole	Probation	Drug Court	Hope Court	Mental Health Court	Veterans Court	Swift Courts	Pre Adjudicated	Pre Trial/ Drug Court	Pre Trial/ Pre-Adjudicated	Pre Trial/ Regular	Pre Trial/ Veterans Court	Suspended	Ext Sex Offender Supv	Totals
Maximum	2,156	1,943	151	6		27			1		1		323	2	4,610
Medium	7,067	9,013	936	50	13	39		1	2	10	15	1	1,588	2	18,737
Minimum	7,856	21,259	517	13	12	22	4	5	2	46	10		1,835	1	31,582
Annual Reporting	2,173	1,206	1										232		3,612
Unassigned	3,039	3,265	65	2		3			17		10	2	7,261		13,664
Sum:	22,291	36,686	1,670	71	25	91	4	6	22	56	36	3	11,239	5	72,205

CURRENT RISK LEVELS ASSIGNED EXPLANATION:

- Maximum- last risk level score as "High"
- Medium- last risk level score as "Medium"
- Minimum- last risk level score as "Low"
- Annual- identifies offenders that are supervised Annual Reporting
- Unassigned- no ARORA has been completed or offender is currently supervised as "Unsupervised" where the risk level was changed to unassigned

Statewide Risk Levels by Caseload Supervision Status as of December 31, 2025

RISK LEVELS BY CURRENT SUPERVISION STATUS	Maximum	Medium	Minimum	Annual Reporting	Unassigned	Sum:
Active (Direct Supv)	2,400	9,951	23,231	2,842	568	38,992
Electronic Monitoring (Direct)	49	141	29	1	5	225
Absconded	1,057	4,047	2,831	66	1,825	9,826
Incarcerated	282	952	730	16	676	2,656
Non-Reporting	312	1,086	804	19	1,263	3,484
Out to Other State	179	846	1,735	33	1,516	4,309
Unsupervised	20	161	420	404	690	1,695
Suspnd Imposition of Snt (SIS)	311	1,553	1,802	231	7,121	11,018
Sum:	4,610	18,737	31,582	3,612	13,664	72,205

COMMUNITY SUPERVISION GAINS AND LOSSES - DECEMBER 2025

Supervision Events		Parole	Probation	Pre-Trial	Suspended	Sum:
Total Gains	Intakes	612	727	15	151	1,505
	Sanction Release from SSP	139	8			147
	Total Gains					1,652
Total Losses	Revocations/or New ADC or CCC Sentence	306	208	1	35	550
	Sanction Incarceration SSP	118	4			122
	Terminations	163	504	11	170	848
	Total Losses					1,520

SRT TASK FORCE REPORT - DECEMBER 2025

ARRESTS:	
Absconders	46
Active Supervision	15
Collateral Arrests	150
SRT Total:	58
Task Force Total:	153

SRT Plus Task Force Total:	211
Felony Charges	342
Misdemeanor Charges	58
Traffic Charges	10
Narcotics Arrests	19

CONFISCATIONS:	
Marijuana	4,315.76 Grams
Meth	3,639.15 Grams
Herion	0 Grams
Fentanyl	453.52 Grams
Fentanyl	0 Pills
Cocaine	29.9 Grams
MDMA	0 Grams
Prescription Pills	10 Pills
Mushrooms	0 Grams
Handguns	10
Rifles	11
Recovered Auto	0
Drug Paraphernalia	28 items
Currency Seized	\$2,699.00

COMMUNITY SUPERVISION REVOCATIONS

Abscond & Return from Abscond By Supervision Types and Area
December 2025

Area	Supervision Type	Absconded	Return From Absconder
Area 2-Mountain Home	Parole	19	15
Area 11-Pine Bluff		42	47
Area 5-Fort Smith		45	46
Area 1-Fayetteville		43	26
Area 10-Hot Springs		58	46
Area 8-Little Rock		105	56
Area 3-Searcy		26	25
Area 6-Conway		30	23
Area 4-Jonesboro		22	28
ISC		10	1
Area 12-Texarkana		27	25
Total by Supervision Type	Parole	427	338
Area 2-Mountain Home	Probation	19	14
Area 11-Pine Bluff		43	22
Area 5-Fort Smith		9	8
Area 1-Fayetteville		105	117
Area 10-Hot Springs		41	43
Area 3-Searcy		58	48
Area 6-Conway		32	21
Area 4-Jonesboro		65	48
Area 12-Texarkana		27	28
Area 7-Little Rock		33	60
Total by Supervision Type	Probation	432	409
Area 12-Texarkana	Suspended	2	1
Total by Supervision Type	Suspended	2	1
	TOTAL BY SUPERVISION EVENT	861	748

REVOCATION HEARINGS

Parole Revocation Hearings and Outcomes December 2025

Hearing Outcome	Laws and Technical	Laws Only	Technical Only	Total By Hearing Outcome
Administrative Revocation		48		48
Deferred	3	2		5
Reinstate	12	5	2	19
Revoked	45	5	6	56
Waived	172	19	11	202
Total By Violation Type	232	79	19	330

Note: Excludes SSP Sanction Hearings

ACT 1029 HEARINGS HELD	Total
Total # ACT 1029 Hearings	

Note: Included in totals for Hearing Outcomes

Mandatory MHO Hearings	Total
Deferred	3
Reinstate	6
Revoked	33
Waived	50
Mandatory MHO Hearings	92

SUPERVISION SANCTIONS

Supervision Sanction Hearings and Waivers

10/01/2025-10/31/2025

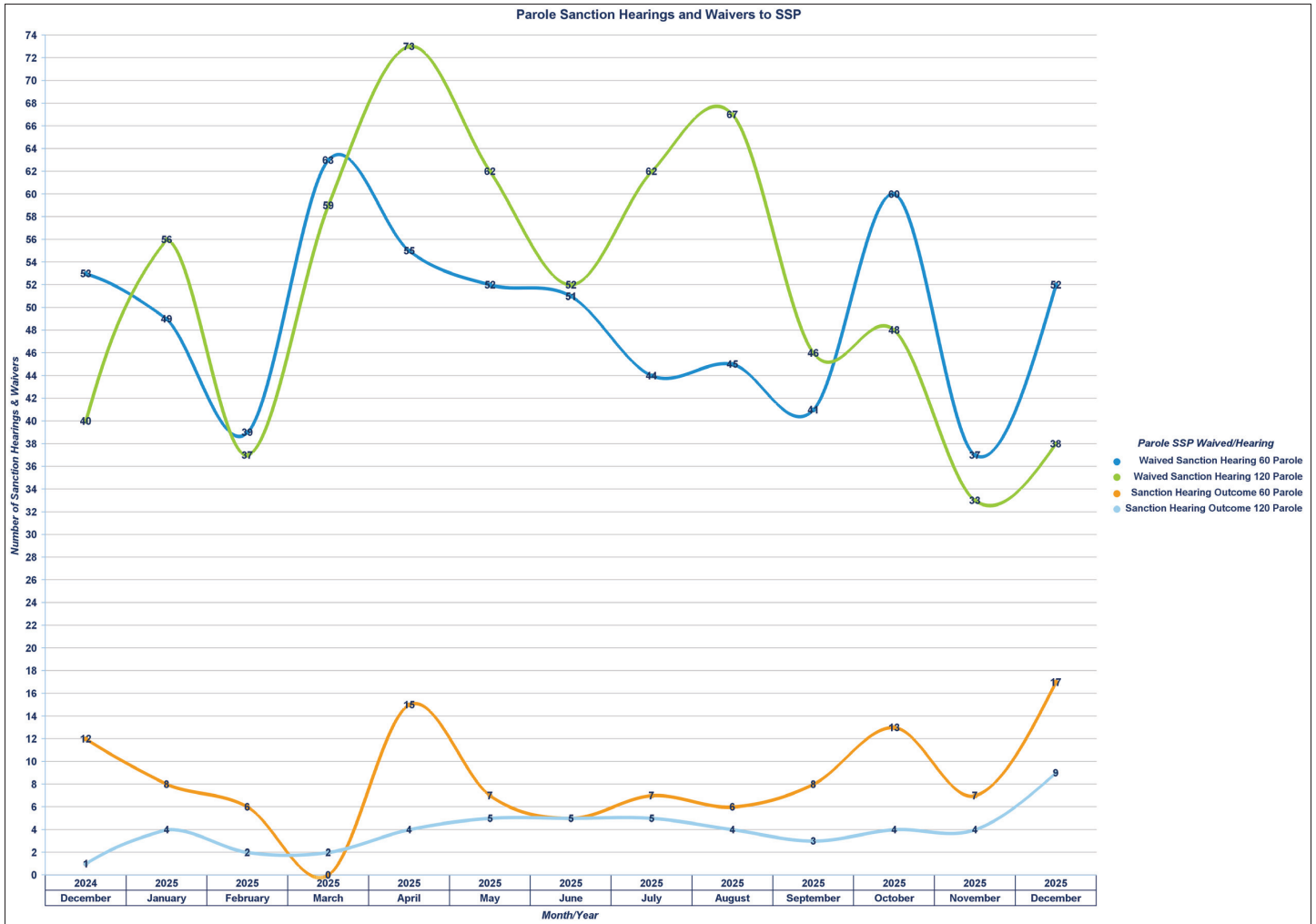
Sanction Hearing Outcome	Sanction Hearing Type	Parole	Probation	Sum:
Sanction Hearing Outcome 60 Parole	Sanction Hearing	17		17
Sanction Hearing Outcome 120 Parole		9		9
Totals:	Sanction Hearing	26		26

Waived Sanction Hearing 60 Parole	Waived Sanction Hearing	52		52
Waived Sanction Hearing 90 Probation			3	3
Waived Sanction Hearing 120 Parole		38		38
Waived Sanction Hearing 180 Probation			1	1
Totals:	Waived Sanction Hearing	90	4	94

	Overall Totals:	116	4	120
--	------------------------	------------	----------	------------

Note: SSP lengths for parolees only were changed in January 2021.

PAROLE SANCTION HEARINGS AND WAIVERS TO SSP



COMMUNITY SUPERVISION DRUG TESTING

**Regular Probation and Parole
Positive Tests During December 2025**

Offender Urine Tests Administered this Period: 8,105
Number of Offenders Testing Positive: 2,386

Drug Tested	Count
THC/Marijuana	1,472
Methamphetamines	1,352
Amphetamines	807
Cocaine	135
Buprenorphine (Suboxone)	137
Ethyl Glucuronide/Alcohol	94
Benzodiazepines	152
Ecstasy (MDMA)	55
Oxycodone	51
Methadone	28
Opiates	49
Fentanyl	18
Tramadol	8
Barbiturates	15
Morphine/Opiates	10
Morphine	6
Propoxyphene	11
K2 (SPICE)	4
Hydrocodone	11
Creatinine	2
Heroin	2
Prescription Abuse	3
Cotinine (Nicotine)	1
Inhalants	2
Kratom	9
LSD	2
Other Hallucinogens	2
PCP	5
pH	2
Total	4,445

**Drug Courts
Positive Tests During December 2025**

Offender Urine Tests Administered this Period: 6,469
Number of Offenders Testing Positive: 200

Drug Tested	Count
Buprenorphine (Suboxone)	396
Methamphetamines	137
THC/Marijuana	137
Amphetamines	124
Benzodiazepines	77
Ethyl Glucuronide/Alcohol	43
Cocaine	33
Methadone	33
Oxycodone	37
Ecstasy (MDMA)	32
Fentanyl	19
Opiates	9
Morphine/Opiates	17
Barbiturates	9
Propoxyphene	6
Tramadol	24
Heroin	13
K2 (SPICE)	16
Creatinine	4
Kratom	4
LSD	0
Other Hallucinogens	0
PCP	3
Cotinine (Nicotine)	0
Hydrocodone	0
Inhalants	0
Morphine	0
pH	0
Prescription Abuse	0
Total	1,173

**Specialty Courts
Positive Tests During December 2025**

Offender Urine Tests Administered this Period: 242
Number of Offenders Testing Positive: 14

Drug Tested	Count
Methamphetamines	9
Amphetamines	10
THC/Marijuana	12
Ethyl Glucuronide/Alcohol	1
Cocaine	0
Barbiturates	0
Ecstasy (MDMA)	1
Fentanyl	0
Methadone	0
Oxycodone	0
Buprenorphine (Suboxone)	1
K2 (SPICE)	0
Kratom	0
Morphine/Opiates	1
PCP	0
Propoxyphene	0
Tramadol	0
Benzodiazepines	1
Total	36

