



DIVISION OF COMMUNITY CORRECTION BOARD REPORT

February 2025

Jim Cheek
Director



COMMUNITY SUPERVISION AREA HIGHLIGHTS:

AREA 1

Area 1 DEA Task Force Officer assisted with other LE agencies in the arrest of an offender. The arrest yielded over 200 grams of methamphetamine, 160 grams of marijuana and a firearm.

AREA 2

On January 23, 2026, CSO Tomlin and CSO Pitts along with Nevada County Sheriff's Office took offender Dustin Ghormley to his residence for a search of his residence and vehicles. During the search of the residence and vehicles a AR style rifle was recovered along with ammo. The rifle and ammo was collected for evidence by Nevada County Sheriff's Office and Offender Ghormley was transported to Nevada County Detention Center.

AREA 3

On January 27, 2025, CSM Tara Sharp and CSSE Spencer Bennett participated in a Teams Meeting along with Area Partners from Arkansas Workforce and Development to discuss ways to improve communication and streamline referring offenders to Workforce for job training and job seek assistance. In addition, planning for Re-Entry week at the Searcy and Newport officers was also discussed.

AREA 4

On 1-12-26 Agents Busby and Hook, took Parolee Jeremy Braxton into custody for parole violations at the parole office in Jonesboro. Braxton had a van key on his person and advised that it was parked in the annex parking lot. We were unable to locate the van and Braxton advised someone else must have picked it up. We went inside to request video footage and Braxton then advised the vehicle to be parked in the main parking lot at 615 S. Main Street. We transported Braxton to that location and advised that the only van in the parking lot is the one he drove to the parole office. Braxton advised it belonged to a Heather. I ran the license plate, Arkansas BHZ 29W, and it returned to Heather Hardwick. I used the key found on Braxton and hit the unlock. I cleared the vehicle finding no one else inside. I noticed a brown Carhart backpack in the rear passenger seat. I pulled it over to me and opened the front pocket. I pulled out a set of keys and Braxton's Arkansas Department of Corrections inmate ADC with his name, picture and ADC # 122757. I opened the top zipper and there was a multi-color cloth zip bag. I picked this up and could feel what I would determine to possibly be the outline of a firearm. I unzipped the bag and found a silver 9mm Bryco firearm in this bag. It was wrapped in a blue and black handkerchief. These are the same colors that Braxton identifies with his security threat group, 23rd Street Neighborhood Crips. I then ejected the magazine and noticed that firearm was loaded. I then racked the slide multiple times to clear it and make it safe. There was not a round in the chamber. I attempted to lock the slide back

to ensure sight of an inoperable firearm but was unable to get the slide to lock back. I ran the firearm through dispatch, and it did not return as stolen. I requested a Jonesboro unit to respond due to the firearm found. A short time later Officer C. Davies arrived. He was given a synopsis of what had occurred. He assisted with a further parole search of the vehicle with nothing else illegal found. I turned the key over to Davies to wait for a tow truck. Agent Busby and I transported Braxton to the Craighead County Detention Center where he was booked for Possession of a Firearm by Certain Persons and parole violations. He was booked without incident.

AREA 5

CPPS Paula Cox put community service to work in January and one of the tasks they completed for her was fixing the door on the Mena transport van. January was a fairly quiet month in Area 5. The Booneville office was happy to report that Rebecca Ramirez earned her GED on 01/15/2026. She worked through Fort Smith Adult Ed at the Waldron site. She is currently doing well in Logan County Drug.

AREA 6

On January 21, 2026, SRT Adam Nading Arrested James Brannon PID 36528 on abscond warrant issued in July 2018. SRT Nading established information that Offender Brannon was staying with his girlfriend Kim Farter at 192 New Hope Road in Hector, Arkansas. On 1/21/2026 SRT Nading and Cole met with the 5th Judicial DTF and Pope County Sheriffs Office. A safety/Tactical briefing was conducted prior to arresting Brannon at 192 New Hope Road in Hector and he was immediately placed into custody. A search of his person was conducted and approximately 3.4 grams of methamphetamines and 5.4 grams of marijuana were located. SRT Nading noticed Brannon was wearing a holster on his right hip that was empty. Brannon responded with he just likes to carry a holster on his side. SRT Nading and SRT Cole conducted a parole search of the area where Brannon was staying and located a Luger .22 caliber postil in a drawer next to where Brannon was sitting when SRT contacted him. Brannon was transported to the Pope County Detention Center by Pope County Deputies. Brannon was booked under Parole Violation, Absconding,

AREA HIGHLIGHTS, continued:

Possession of firearm by Certain Persons, Simultaneous Possession of Drug and Firearm, Possession of Controlled Substances Sched I, II, Possession of Controlled Substances Sched. VI.

AREA 7/8

On Monday, January 5, 2026, at approximately 1000, ISP Officers were requested at 2 Gelan Ct. Little Rock, AR 72223 by LRPD Narcotics Units, reference offender Saxon Ridgell PID 391871. Upon arrival, officers were briefed on the situation and contact was made with Ridgell. A compliance check of the residence was conducted, and possible narcotics were discovered in the residence. A field test of the substance revealed a presumptive positive for methamphetamines and fentanyl. Ridgell was detained and turned over to LRPD for further questioning and transport to booking.

AREA 9

On January 15-16, 2025, CSO III O'Malley and CSO III Scoggins conducted a flight extradition on David Lee Ray from Redwood County, Minnesota to Miller County, Arkansas.

AREA 10

01/07/2026: CSA Childers and Starkey conducted a home visit at probationer John Doddridge PID#0388907 residence. Contact made with Doddridge and two other males. As we were talking with Doddridge, Agent Starkey notices a fire back behind his house. She asked him if they were burning something back there. He stated no, but that is my family's place, and they don't normally burn things. He took off running towards the house. Agents Starkey and Childers drove around to where the house was. Two females came running up and stated that their shed had caught on fire and it got out of control. We took the water hose from them and began to try to extinguish the fire. Agent Childers called 911 and advised them of the structure fire, while Agent Starkey continued using the water hose. Firefighters showed up and took over. We continued to assist until we were no longer needed. The address ended up being at offender Ben Doddridge's PID 0377723. The fire was contained before it got to the house, it did burn some of the siding due to being so hot.

01/20/2026: Home visit conducted by CSO Jason Finn, CSO Brittany Cathey, CSO Richard Perry resulted in 7.25 lbs meth, \$17,242, 350 grams purple fentanyl, 300 fentanyl pills, 750 grams weed, 2 pistols, and one rifle.

AREA 11

On 1-13-26 A home visit was conducted at offender Willie Russells PID# 32083 listed residence of 52 Backstreet Rison Arkansas. Contact was made with offender Russell and Agent Parker advised him a residence compliance check was going to be conducted. He asked agent Parker "what for?" and was advised by Agent Parker to ensure he was in compliance with the rules and conditions of his probation. As he was escorted to his bed room Agent Parker asked him if there was anything in the residence he was not supposed to have to which offender Russell answered "I don't have anything I'm not supposed to have" he was then asked if anyone else had anything in the residence he wasn't supposed to have access to or be around and he stated "I don't know." Agent Parker asked him who lived in the residence with him and offender Russell answered just him and his wife. Agent Parker began a search of his bedroom and in the chest of drawers that offender Russell identified as being

his Agent Parker located a box of Winchester .410 ammunition Agent Parker asked him where the .410 was for the ammunition in his dresser drawers was and he stated he did not know. In a nightstand next to the bed Agent Parker located a box of .20 gauge Ammunition and a box of 380 Auto 95 grain full metal jacket rounds. Agent Parker again asked offender Russell where the guns were to which he replied he did not know. A search was then conducted of the spare bedroom that appeared to be being used for storage and Agent Parker located in the closet a Mossberg ATR 7MM-08 black bolt action rifle with a scope, Stevens model 94 single shot .12 gauge shot gun and Remington Springfield 100 single shot .410 Shotgun. Agent Parker called Chief Deputy Young of The Cleveland County Arkansas Sheriffs Department who advised agent Parker to collect the evidence and transport him to the Sheriffs Department. The evidence was collected and it and offender Russell were transported to the Cleveland County Sheriffs Department where the evidence was signed over to Investigator Jacob Croy and offender Russell was charged with possession of firearms by Certain Persons and booked into the Cleveland County Jail. A probation violation report will be submitted to the Cleveland County Prosecuting attorneys office.

AREA HIGHLIGHTS, continued:

ISP ARREST

Office	Number of Arrest
Conway	0
Hot Springs	11
Little Rock	4
Pine Bluff	0
Searcy	7
Total Arrest	22

PROMOTIONS

NEW HIRES

Area 1

- Community Supervision Officer I - Michael E. Robbins

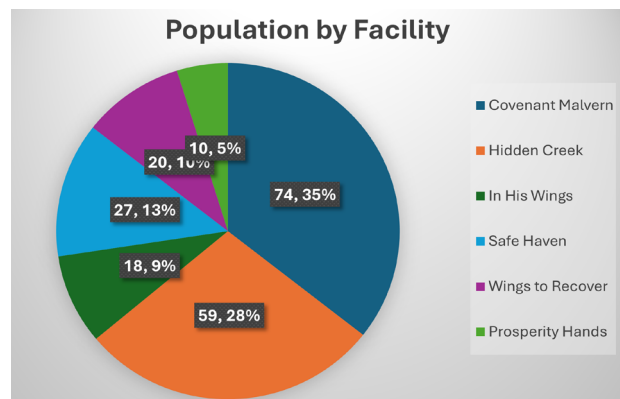
REENTRY PROGRAM CONTINUED:

REENTRY OFFICERS:

In January, 158 Reentry residents was reported to be employed and 13 residents were reported to be ineligible for employment at this time. Reentry Officers reported 12 education referrals, which resulted in enrollments.

Reentry Officers conducted 174 reentry facility office visits, 136 Phase IV office visits, 49 Phase IV home visits and 43 pre-parole plan verifications. Reentry Officers made 43 community contacts within their assigned area during the month and conducted 52 office visits in their area. There was 3 Good Grid classes conducted across the state with 16 in attendance. 2 job fair was held with 20 in attendance.

TRANSITIONAL HOUSING:



There are 14 licensed vendor facilities with 534 beds (429 DOC funded) in the facilities. Within the transitional facilities, there are 203 residents who have obtained full-time employment.

In January, 224 residents who previously received their GED or high school diploma with 3 residents were enrolled in GED courses. During the month, there were 27 registered sex offenders living in transitional facilities.

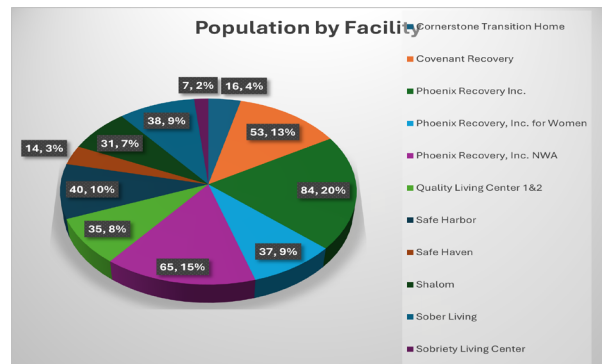
A total of 28 residents received their driver's license, 70 received an ID card, 72 received their Social Security card and 17 received birth certificates.

A total of 66 residents graduated from the Transitional Housing program, 22 absconded and 21 were dismissed.

REENTRY PROGRAM:

REENTRY FACILITIES:

As of January 31, ACC had six licensed Reentry Facilities with 213 total residents in Phases I-IV of the Reentry program. Since the program began, there have been 3,477 individuals who have successfully completed and graduated from the program. During the month, 10 residents were enrolled in CRC with 9 completed CRC. 3 residents enrolled and completed Wage. A total of 16 Reentry Facility residents received their driver's license, 16 received an ID card, 15 received their Social Security Cards, 7 received birth certificates and 5 residents enrolled and started GED programming.



SEX OFFENDER ASSESSMENT

Assessments Completed:

Risk Level	January	February 1999 through January 2025
Level 1	4	1,365
Level 2	36	10,360
Level 3	27	8,486
Level 4	4	779
Default 3	0	*
Total	71	20,990

*Default Level 3's are included in the total number of Level 3's to date.

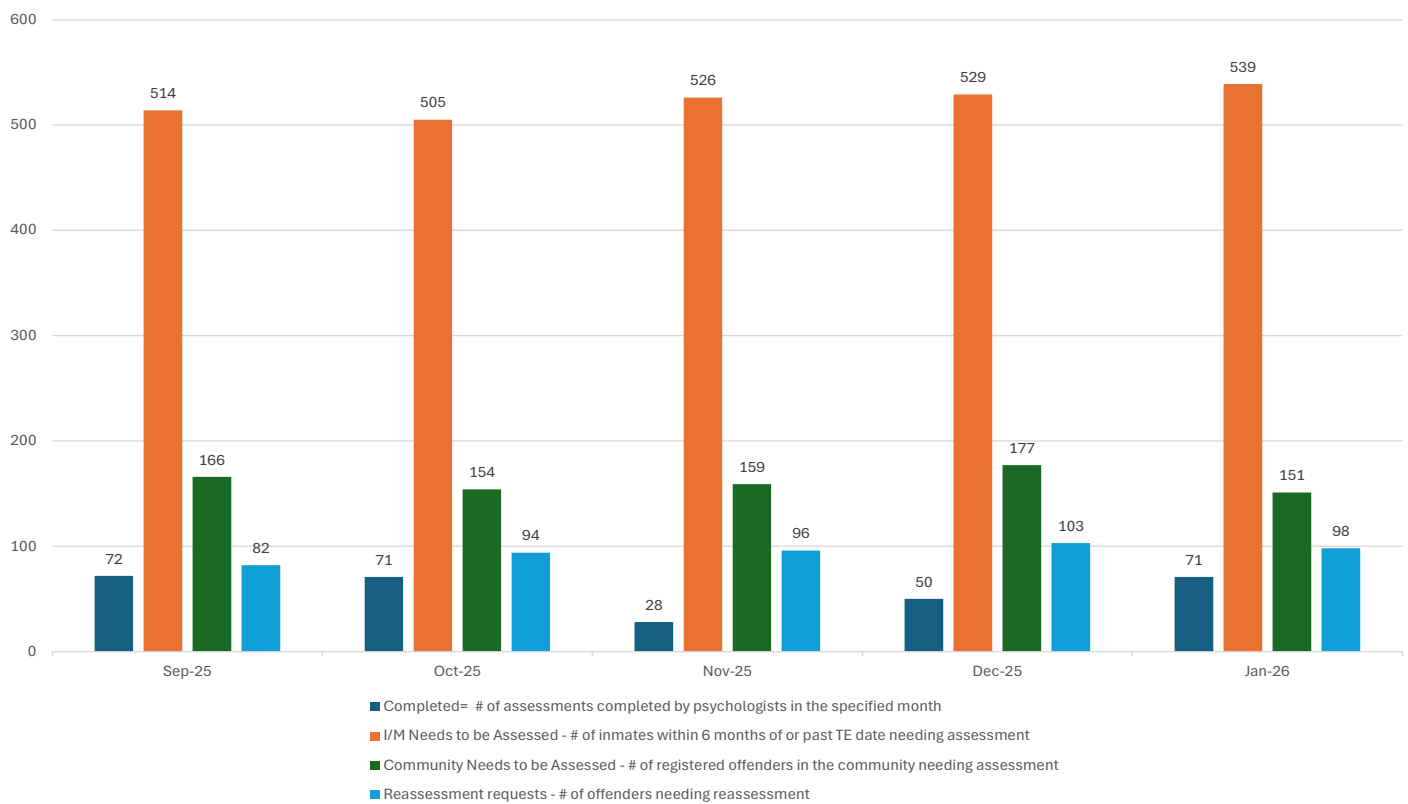
ACIC Numbers:

The total number of sex offenders registered from February 1999 through January 2025:

Compliant	8,760
Delinquent	1,886
Confined	4,264
Out-of-State	4,753
Address Unknown	132
Deported	223
Incapacitated	179
Out of USA	97
Total	20,290

Consistent with current Arkansas law, deceased offenders no longer remain on the registry.

SOCNA Assessments



COMMUNITY SUPERVISION FEE COLLECTIONS AND WAIVERS - JANUARY 2025 – Page 1

	Jan-25	Feb-25	Mar-25	Apr-25	May-25	Jun-25	Jul-25	Aug-25	Sep-25	Oct-25	Nov-25	Dec-25	Jan-26
Area 1 - Fayetteville													
Fees Possible	168,000	170,380	173,215	173,985	176,470	177,100	177,030	177,800	176,715	179,130	181,685	182,735	180,950
Fees Collected	159,970	163,737	185,146	156,862	151,729	142,400	159,445	167,044	152,450	193,864	147,176	154,943	177,404
% Collected	95%	96%	107%	90%	86%	80%	90%	94%	86%	108%	81%	85%	98%
% Paying Offenders	52%	51%	55%	50%	49%	45%	49%	49%	46%	54%	46%	46%	51%
% Employed	88%	87%	87%	88%	88%	89%	89%	89%	89%	89%	89%	89%	88%
Fees Converted	8,979	6,438	8,498	5,049	4,120	6,276	8,091	6,738	7,200	9,185	5,884	9,108	6,347
% Converted	5%	4%	5%	3%	2%	4%	5%	4%	4%	5%	3%	5%	4%
Fees Waived	3,535	3,710	4,305	4,375	4,410	4,445	4,095	3,955	4,375	4,655	4,480	4,165	4,200
% Waived	2%	2%	2%	3%	2%	3%	2%	2%	2%	3%	2%	2%	2%
Area 2- Mountain Home													
Fees Possible	92,365	93,205	93,625	93,660	92,645	92,645	92,400	91,315	90,895	91,420	91,000	91,140	90,615
Fees Collected	85,100	89,784	98,960	92,712	86,891	77,761	85,668	86,047	83,988	94,243	83,087	75,488	95,249
% Collected	92%	96%	106%	99%	94%	84%	93%	94%	92%	103%	91%	83%	105%
% Paying Offenders	57%	57%	59%	58%	56%	51%	54%	55%	53%	51%	51%	51%	59%
% Employed	84%	83%	83%	83%	85%	85%	85%	85%	85%	86%	86%	85%	86%
Fees Converted	1,884	2,871	2,373	2,407	1,185	2,318	1,205	2,990	1,680	2,123	1,386	1,441	3,258
% Converted	2%	3%	3%	3%	1%	3%	1%	3%	2%	2%	2%	2%	4%
Fees Waived	1,470	1,435	1,260	1,575	1,435	1,470	1,435	1,575	1,435	1,680	1,645	1,680	1,400
% Waived	2%	2%	1%	2%	2%	2%	2%	2%	2%	2%	2%	2%	2%
Area 3- Searcy													
Fees Possible	121,205	119,350	119,210	119,245	120,085	121,310	120,505	121,975	121,800	122,080	122,570	122,955	123,340
Fees Collected	112,781	119,026	123,538	108,634	103,425	97,575	106,333	106,043	99,947	117,989	100,555	104,393	116,406
% Collected	93%	100%	104%	91%	86%	80%	88%	87%	82%	97%	82%	85%	94%
% Paying Offenders	51%	52%	54%	51%	50%	46%	49%	49%	46%	53%	47%	45%	50%
% Employed	77%	77%	77%	78%	78%	79%	80%	80%	79%	79%	79%	79%	78%
Fees Converted	4,817	5,766	5,665	4,167	3,957	5,638	6,601	5,099	6,034	5,990	5,403	4,170	3,847
% Converted	4%	5%	5%	3%	3%	5%	5%	4%	5%	5%	4%	3%	3%
Fees Waived	4,305	4,725	4,900	5,215	5,145	5,215	5,075	5,355	5,145	5,705	5,180	5,670	5,285
% Waived	4%	4%	4%	4%	4%	4%	4%	4%	4%	5%	4%	5%	4%
Area 4- Jonesboro													
Fees Possible	109,760	108,675	109,410	108,745	110,495	110,460	109,025	109,515	109,305	110,495	111,860	111,545	109,970
Fees Collected	98,899	99,966	103,487	91,608	87,154	82,221	91,274	87,603	85,597	102,030	88,180	83,253	99,857
% Collected	90%	92%	95%	84%	79%	74%	84%	80%	78%	92%	79%	75%	91%
% Paying Offenders	50%	49%	52%	47%	46%	43%	47%	46%	45%	51%	46%	44%	51%
% Employed	77%	78%	78%	77%	77%	79%	79%	78%	79%	78%	77%	76%	75%
Fees Converted	8,097	6,036	6,430	6,133	6,991	6,516	6,518	4,444	6,474	8,203	4,653	8,429	5,992
% Converted	7%	6%	6%	6%	6%	6%	6%	4%	6%	7%	4%	8%	5%
Fees Waived	6,825	7,910	7,805	7,805	7,910	8,050	8,050	7,630	7,315	7,525	7,595	8,155	8,260
% Waived	6%	7%	7%	7%	7%	7%	7%	7%	7%	7%	7%	7%	8%
Area 5- Fort Smith													
Fees Possible	99,365	98,525	99,435	99,260	100,450	100,520	99,085	99,015	99,960	99,995	101,045	100,415	100,555
Fees Collected	88,874	100,324	101,028	86,640	82,475	77,613	87,303	86,766	76,867	95,084	80,136	84,643	98,796
% Collected	89%	102%	102%	87%	82%	77%	88%	88%	77%	95%	79%	84%	98%
% Paying Offenders	50%	54%	54%	50%	48%	44%	50%	49%	44%	50%	47%	47%	52%
% Employed	80%	81%	79%	79%	80%	81%	82%	83%	82%	83%	83%	81%	80%
Fees Converted	4,995	6,697	6,702	6,897	6,226	5,361	7,370	7,230	7,256	6,988	4,252	10,369	4,274
% Converted	5%	7%	7%	7%	6%	5%	7%	7%	7%	7%	4%	10%	4%
Fees Waived	4,200	4,410	4,375	4,410	4,795	4,900	5,355	5,320	5,355	5,425	5,390	5,390	5,250
% Waived	4%	4%	4%	4%	5%	5%	5%	5%	5%	5%	5%	5%	5%
Area 6 - Conway													
Fees Possible	96,530	97,160	97,930	97,825	98,280	98,455	97,300	98,910	98,735	98,525	97,545	98,000	95,935
Fees Collected	89,345	96,599	99,798	89,697	81,550	84,581	92,652	86,321	80,428	97,368	77,164	85,945	96,252
% Collected	93%	99%	102%	92%	83%	86%	95%	87%	81%	99%	79%	88%	100%
% Paying Offenders	52%	53%	54%	52%	49%	49%	53%	49%	46%	53%	46%	48%	53%
% Employed	77%	77%	78%	78%	79%	79%	79%	79%	80%	79%	80%	80%	80%
Fees Converted	2,863	2,317	4,776	2,633	2,665	2,457	3,068	3,075	2,635	3,503	2,824	5,878	4,359
% Converted	3%	2%	5%	3%	3%	2%	3%	3%	3%	4%	3%	6%	5%
Fees Waived	3,395	3,640	3,780	3,815	3,885	4,410	4,305	3,920	3,990	4,060	4,060	4,235	4,235
% Waived	4%	4%	4%	4%	4%	4%	4%	4%	4%	4%	4%	4%	4%
Area 7- LR Probation													
Fees Possible	139,790	138,810	138,600	139,510	143,185	145,180	144,130	145,530	146,125	147,805	151,270	151,795	152,880
Fees Collected	101,445	109,271	120,279	114,015	103,375	95,845	104,462	111,551	108,515	118,317	105,713	103,651	119,552
% Collected	72%	78%	86%	81%	72%	66%	72%	76%	74%	80%	70%	68%	78%
% Paying Offenders	37%	38%	41%	40%	37%	33%	37%	37%	36%	39%	35%	34%	38%
% Employed	79%	79%	79%	79%	78%	79%	79%	78%	79%	78%	79%	78%	77%
Fees Converted	3,171	2,412	4,094	2,855	1,855	4,658	2,821	1,832	2,002	2,149	2,701	3,469	5,507
% Converted	2%	2%	3%	2%	1%	3%	2%	1%	1%	1%	2%	2%	4%
Fees Waived	7,245	7,595	7,630	7,770	7,805	8,365	8,505	8,505	8,225	8,680	8,155	7,665	7,875
% Waived	5%	5%	6%	6%	5%	6%	6%	6%	6%	6%	5%	5%	5%



COMMUNITY SUPERVISION FEE COLLECTIONS AND WAIVERS - JANUARY 2025 – Page 2

	Jan-25	Feb-25	Mar-25	Apr-25	May-25	Jun-25	Jul-25	Aug-25	Sep-25	Oct-25	Nov-25	Dec-25	Jan-26
Area 8- LR Parole													
Fees Possible	79,030	78,925	78,925	78,610	78,995	76,930	76,545	77,560	76,510	77,140	77,385	76,335	77,210
Fees Collected	58,720	66,455	70,113	63,970	55,288	53,666	63,125	60,679	59,933	72,530	59,592	61,728	63,790
% Collected	74%	84%	89%	81%	70%	70%	82%	78%	78%	94%	77%	81%	83%
% Paying Offenders	40%	43%	46%	44%	39%	39%	43%	42%	41%	46%	41%	42%	44%
% Employed	77%	76%	78%	78%	78%	79%	80%	81%	81%	81%	80%	82%	79%
Fees Converted	5,318	5,811	6,358	4,390	6,562	4,124	3,770	4,466	3,406	5,935	4,422	6,011	7,259
% Converted	7%	7%	8%	6%	8%	5%	5%	6%	4%	8%	6%	8%	9%
Fees Waived	3,885	4,410	4,235	4,725	4,795	4,515	4,200	4,550	4,760	4,270	4,165	3,850	3,815
% Waived	5%	6%	5%	6%	6%	6%	5%	6%	6%	6%	5%	5%	5%
Area 9- Texarkana													
Fees Possible	103,110	104,335	105,665	106,155	107,065	106,750	106,225	104,510	104,510	104,300	105,105	104,230	102,935
Fees Collected	90,348	96,101	101,292	89,921	82,587	82,992	92,868	88,944	88,305	102,842	87,295	84,366	92,760
% Collected	88%	92%	96%	85%	77%	78%	87%	85%	84%	99%	83%	81%	90%
% Paying Offenders	47%	47%	48%	46%	44%	43%	46%	46%	46%	51%	45%	45%	49%
% Employed	76%	76%	76%	77%	78%	78%	78%	78%	78%	78%	79%	79%	80%
Fees Converted	5,951	4,166	4,040	6,736	5,494	6,404	7,506	6,726	5,711	8,219	6,007	6,369	7,824
% Converted	6%	4%	4%	6%	5%	6%	7%	6%	5%	8%	6%	6%	8%
Fees Waived	2,870	2,800	2,695	2,590	2,730	2,800	2,800	2,695	2,380	2,380	2,415	2,170	2,415
% Waived	3%	3%	3%	2%	3%	3%	3%	3%	2%	2%	2%	2%	2%
Area 10- Hot Springs													
Fees Possible	119,385	118,440	117,040	118,580	118,230	118,230	118,825	119,000	119,595	121,170	122,850	122,990	122,605
Fees Collected	112,647	111,675	113,803	107,892	95,535	92,783	103,101	102,404	96,784	113,938	92,427	106,106	110,427
% Collected	94%	94%	97%	91%	81%	78%	87%	86%	81%	94%	75%	86%	90%
% Paying Offenders	51%	49%	52%	50%	47%	44%	47%	46%	45%	51%	43%	45%	49%
% Employed	78%	79%	80%	80%	81%	81%	81%	81%	81%	80%	79%	79%	80%
Fees Converted	5,816	5,126	5,211	3,421	4,815	4,562	3,977	5,382	8,441	5,543	3,749	5,481	5,715
% Converted	5%	4%	4%	3%	4%	4%	3%	5%	7%	5%	3%	4%	5%
Fees Waived	7,350	7,385	7,770	7,840	7,665	8,260	8,715	8,680	9,065	9,310	9,450	9,800	10,500
% Waived	6%	6%	7%	7%	6%	7%	7%	7%	8%	8%	8%	8%	9%
Area 11 - Pine Bluff													
Fees Possible	102,060	104,370	105,630	105,560	106,855	106,295	107,310	106,820	106,960	106,855	108,360	108,745	108,045
Fees Collected	92,882	103,400	104,830	96,561	88,457	89,218	92,997	97,221	94,165	104,303	88,956	98,089	95,691
% Collected	91%	99%	99%	91%	83%	84%	87%	91%	88%	98%	82%	90%	89%
% Paying Offenders	52%	55%	56%	55%	50%	50%	51%	53%	51%	56%	49%	52%	52%
% Employed	74%	74%	73%	74%	75%	75%	75%	75%	76%	75%	75%	73%	73%
Fees Converted	6,138	6,868	8,396	5,680	4,884	8,009	10,005	8,907	7,021	7,170	6,124	9,966	6,575
% Converted	6%	7%	8%	5%	5%	8%	9%	8%	7%	7%	6%	9%	6%
Fees Waived	3,185	3,990	3,955	4,270	4,130	3,955	4,060	4,410	4,095	4,235	3,955	3,710	3,850
% Waived	3%	4%	4%	4%	4%	4%	4%	4%	4%	4%	4%	3%	4%
Grand Total													
Fees Possible	1,230,600	1,232,175	1,238,685	1,241,135	1,252,755	1,253,875	1,248,380	1,251,950	1,251,110	1,258,915	1,270,675	1,270,885	1,265,040
Fees Collected	1,091,011	1,156,337	1,222,273	1,098,513	1,018,465	976,654	1,079,228	1,080,622	1,026,980	1,212,508	1,010,280	1,042,603	1,166,183
% Collected	89%	94%	99%	89%	81%	78%	86%	86%	82%	96%	80%	82%	92%
% Paying Offenders	49%	50%	52%	49%	47%	44%	48%	47%	45%	51%	45%	45%	49%
% Employed	79%	79%	79%	80%	80%	81%	81%	81%	81%	81%	81%	80%	80%
Fees Converted	58,028	54,507	62,542	50,368	48,755	56,322	60,930	56,887	57,858	65,008	47,404	70,691	60,957
% Converted	5%	4%	5%	4%	4%	4%	5%	5%	5%	5%	4%	6%	5%
Fees Waived	48,265	52,010	52,710	54,390	54,705	56,385	56,595	56,595	56,140	57,925	56,490	56,490	57,085
% Waived	4%	4%	4%	4%	4%	4%	5%	5%	4%	5%	4%	4%	5%

- Fees Possible:** The amount of supervision fees that can be collected per active/electronic monitoring supervision status of offenders for that month only. Does not include annual, pre-trial, and SIS.
- Fees Collected:** Actual amount of money collected that can be deposited in Special Revenue fund. Please keep in mind the amount collected could include an offender that pays three months in advance.
- Fees Converted:** Amount not included in Fees Collected. Represents the amount of money lost by conversions. If this money were collected instead of converted, it would be added to Fees Collected.
- Fees Waived:** Amount not included in Fees Collected. Represents the amount of money lost by waivers. If this money were collected instead of waived, it would be added to Fees Collected.

COMMUNITY SUPERVISION POPULATION

Active:

Includes current status of Active, Abscond and Electronic Monitoring

Inactive:Includes current status of Non Reporting, Unsupervised, SIS
(Suspended Imposition of Sentence), Incarcerated and Out to Other State

Area #	AREA	Active: (Active Direct, Electronic Monitoring, and Incarcerated)	Inactive: (Absconders including Evaders, Non Reporting, Out Of State, Unsupervised, SIS)	TOTAL
Area 1	Fayetteville	6,254	4,900	11154
Area 2	Mountain Home	2,874	1,225	4099
Area 3	Searcy	4,002	2,317	6319
Area 4	Jonesboro	3,688	3,450	7138
Area 5	Fort Smith	3,301	5,008	8309
Area 6	Conway	3,036	1,643	4679
Area 7	Little Rock-Probation	4,749	1,939	6688
Area 8	Little Rock-Parole	2,700	1,433	4133
Area 9	Texarkana	3,385	2,333	5718
Area 10	Hot Springs	4,208	2,165	6373
Area 11	Pine Bluff	3,626	2,023	5649
ISC	C.O. Interstate Compact	15	1,915	1930
	Statewide Totals by Status	41838	30351	72189

COMMUNITY SUPERVISION POPULATION

Statewide Totals by Current Supervision Status as of January 31, 2026

Area	Active			Inactive				OVERALL TOTALS PER AREA	
	Active (Direct Supv)	Electronic Monitoring (Direct)	Incarcerated	Absconded	Non-Reporting	Out to Other State	Unsupervised		Suspnd Imposition of Snt (SIS)
C.O. Interstate Compact			6	51	45	1,831			1,933
Conway	2,849	4	173	562	208	140	42	691	4,669
Fayetteville	5,596	61	575	1,567	664	841	446	1,391	11,141
Fort Smith	3,116	24	157	598	316	115	201	3,769	8,296
Hot Springs	3,932	23	256	1,232	232	121	176	399	6,371
Jonesboro	3,357	13	292	848	355	256	146	1,846	7,113
Little Rock-Parole	2,567	18	103	947	216		126	150	4,127
Little Rock-Probation	4,478	8	262	571	603	106	33	621	6,682
Mountain Home	2,684	19	168	440	186	173	62	368	4,100
Pine Bluff	3,368	12	244	1,199	186	81	135	417	5,642
Searcy	3,749	12	257	848	229	262	277	697	6,331
Texarkana	3,041	22	320	907	285	364	67	707	5,713
Statewide Totals by Current Supervision Status	38,737	216	2,813	9,770	3,525	4,290	1,711	11,056	72,118

<i>Total Active Excluding Abscond</i>
38,953

Explanation for "Current Supervision Status"

Active Supervision:

Offender is currently on Active/Direct Supervision Status.

Electronic Monitoring:

Offender is currently on an Electronic Monitor.

Incarcerated:

Offender is currently incarcerated including the following:

- Parole Holds (in state and out-of-state)
- ACT 570 Holds
- County Jail (including possible new charges—felony or misdemeanors—or serving commitments for traffic fines, court commitments, etc).

Non Reporting:

Drug Court offender currently in a Community Correction Center for sanction or court commitment, on detainer (federal or ICE hold), out-of-state, in CCC Residential Treatment, nursing home, hospital, or Arkansas State Hospital.

Out-To-Other-State:

Offender supervised out of Arkansas through Interstate Compact.

Unsupervised:

Parolee whose earned Good Time has met the requirements for unsupervised parole, probationers who received Unsupervised Sentence (e.g., five-year probation sentence specified as 3 years supervised and an additional 2 years unsupervised probation; or an unsupervised probation sentence which is common for misdemeanor offenses (e.g., 1 year unsupervised probation term).

Suspended Imposition of Sentence (SIS):

Offender received a suspended term of supervision.

COMMUNITY SUPERVISION RISK LEVELS

Statewide Risk Levels by Caseload Types as of January 31,2026

CURRENT RISK LEVELS	Parole	Probation	Drug Court	Hope Court	Mental Health Court	Veterans Court	Swift Courts	Pre Adjudicated	Pre Trial/ Drug Court	Pre Trial/ Pre-Adjudicated	Pre Trial/ Regular	Pre Trial/ Veterans Court	Suspended	Ext Sex Offender Supv	Totals
Maximum	2,140	1,962	146	5		25				2			323	2	4,605
Medium	7,080	9,044	920	54	15	42		1	2	10	12	1	1,571	1	18,753
Minimum	7,839	21,138	525	11	12	23	4	5	2	50	7		1,849	1	31,466
Annual Reporting	2,152	1,175	1										241		3,569
Unassigned	3,017	3,331	64	1		2			18		7	3	7,282		13,725
Sum:	22,228	36,650	1,656	71	27	92	4	6	22	62	26	4	11,266	4	72,118

CURRENT RISK LEVELS ASSIGNED EXPLANATION:

- Maximum- last risk level score as "High"
- Medium- last risk level score as "Medium"
- Minimum- last risk level score as "Low"
- Annual- identifies offenders that are supervised Annual Reporting
- Unassigned- no risk assessment has been completed or offender is currently supervised as "Unsupervised" where the risk level was changed to unassigned

Statewide Risk Levels by Caseload Supervision Status as of January 31,2026

RISK LEVELS BY CURRENT SUPERVISION STATUS	Maximum	Medium	Minimum	Annual Reporting	Unassigned	Sum:
Active (Direct Supv)	2,319	9,990	23,064	2,794	570	38,737
Electronic Monitoring (Direct)	47	136	31	1	1	216
Absconded	1,078	4,006	2,816	62	1,808	9,770
Incarcerated	312	1,009	781	16	695	2,813
Non-Reporting	331	1,085	805	22	1,282	3,525
Out to Other State	189	829	1,727	32	1,513	4,290
Unsupervised	20	160	424	401	706	1,711
Suspnd Imposition of Snt (SIS)	309	1,538	1,818	241	7,150	11,056
Sum:	4,605	18,753	31,466	3,569	13,725	72,118

COMMUNITY SUPERVISION GAINS AND LOSSES - JANUARY 2025

Supervision Events		Parole	Probation	Pre-Trial	Suspended	Sum:
Total Gains	Intakes	525	703	21	157	1,406
	Sanction Release from SSP	113	6			119
	Total Gains					1,525
Total Losses	Revocations/or New ADC or CCC Sentence	270	196	1	26	493
	Sanction Incarceration SSP	88	8			96
	Terminations	190	502	9	228	929
	Total Losses					1,518

SRT TASK FORCE REPORT - JANUARY 2025

ARRESTS:	
Absconders	47
Active Supervision	16
Collateral Arrests	168
SRT Total:	59
Task Force Total:	172

SRT Plus Task Force Total:	231
Felony Charges	334
Misdemeanor Charges	61
Traffic Charges	10
Narcotics Arrests	15

CONFISCATIONS:	
Marijuana	1,842.0 Grams
Meth	5,056.92 Grams
Herion	0 Grams
Fentanyl	2.3 Grams
Fentanyl	0 Pills
Cocaine	1.5 Grams
MDMA	0 Grams
Prescription Pills	426 Pills
Mushrooms	0 Grams
Handguns	9
Rifles	0
Recovered Auto	0
Drug Paraphernalia	12 items
Currency Seized	\$11,790.00

COMMUNITY SUPERVISION REVOCATIONS

Abscond & Return from Abscond By Supervision Types and Area
January 2026

Area	Supervision Type	Absconded	Return From Absconder
Area 2-Mountain Home	Parole	15	18
Area 5-Fort Smith		35	54
Area 1-Fayetteville		20	34
Area 12-Texarkana		27	27
Area 4-Jonesboro		19	22
Area 11-Pine Bluff		32	32
Area 8-Little Rock		77	69
Area 10-Hot Springs		45	45
Area 3-Searcy		26	30
Area 6-Conway		34	31
ISC		4	1
Total by Supervision Type	Parole	334	363
Area 2-Mountain Home	Probation	22	20
Area 5-Fort Smith		21	15
Area 1-Fayetteville		122	102
Area 12-Texarkana		26	19
Area 4-Jonesboro		66	53
Area 11-Pine Bluff		31	24
Area 10-Hot Springs		55	38
Area 7-Little Rock		15	40
Area 3-Searcy		39	56
Area 6-Conway		34	28
Total by Supervision Type	Probation	431	395
Area 11-Pine Bluff	Pre-Trial		1
Total by Supervision Type	Pre-Trial		1
Area 12-Texarkana	Suspended		1
Area 4-Jonesboro			2
Total by Supervision Type	Suspended		3
	TOTAL BY SUPERVISION EVENT	765	762

REVOCATION HEARINGS

Parole Revocation Hearings and Outcomes January 2026

Hearing Outcome	Laws and Technical	Laws Only	Technical Only	Total By Hearing Outcome
Administrative Revocation		51		51
Deferred	3	1		4
Reinstate	8	7	1	16
Revoked	59	11	4	74
Waived	115	20	12	147
Total By Violation Type	185	90	17	292

Note: Excludes SSP Sanction Hearings

ACT 1029 HEARINGS HELD	Total
Total # ACT 1029 Hearings	

Note: Included in totals for Hearing Outcomes

Mandatory MHO Hearings	Total
Deferred	2
Reinstate	9
Revoked	50
Waived	35
Mandatory MHO Hearings	96

SUPERVISION SANCTIONS

Supervision Sanction Hearings and Waivers

01/01/2026-01/31/2026

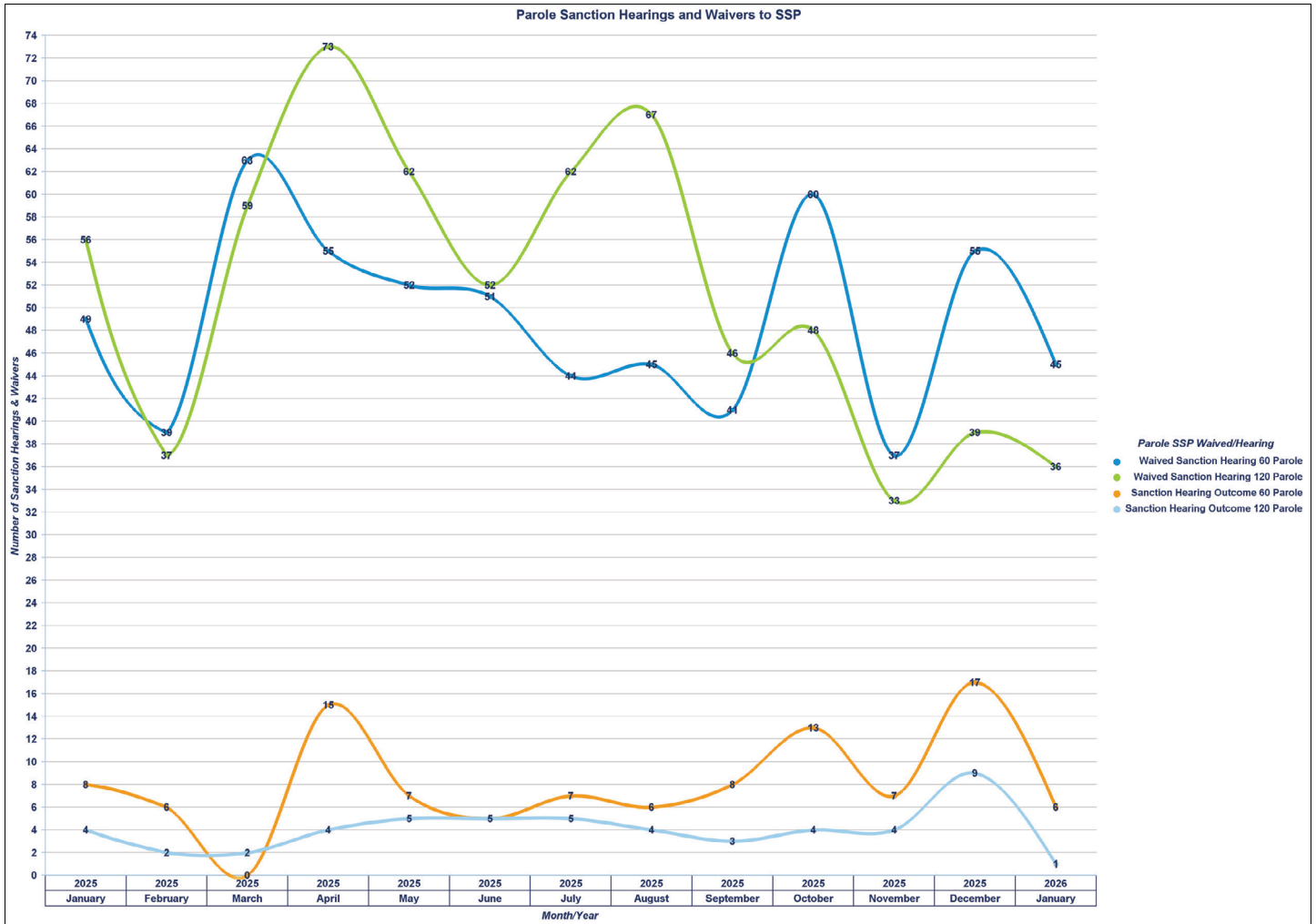
Sanction Hearing Outcome	Sanction Hearing Type	Parole	Probation	Sum:
Sanction Hearing Outcome 60 Parole	Sanction Hearing	6		6
Sanction Hearing Outcome 120 Parole		1		1
Totals:	Sanction Hearing	7		7

Waived Sanction Hearing 60 Parole	Waived Sanction Hearing	44	1	45
Waived Sanction Hearing 90 Probation			7	7
Waived Sanction Hearing 120 Parole		36		36
Totals:	Waived Sanction Hearing	80	8	88

	Overall Totals:	87	8	95
--	------------------------	-----------	----------	-----------

Note: SSP lengths for parolees only were changed in February 2021.

PAROLE SANCTION HEARINGS AND WAIVERS TO SSP



COMMUNITY SUPERVISION DRUG TESTING

**Regular Probation and Parole
Positive Tests During January 2025**

Offender Urine Tests Administered this Period: 8,124
Number of Offenders Testing Positive: 2,309

Drug Tested	Count
THC/Marijuana	1,427
Methamphetamines	1,212
Amphetamines	777
Cocaine	120
Buprenorphine (Suboxone)	93
Ethyl Glucuronide/Alcohol	80
Benzodiazepines	118
Ecstasy (MDMA)	50
Oxycodone	40
Methadone	15
Opiates	51
Fentanyl	16
Tramadol	11
Barbiturates	10
Morphine/Opiates	4
Morphine	3
Propoxyphene	5
K2 (SPICE)	1
Hydrocodone	6
Creatinine	0
Heroin	3
Prescription Abuse	1
Cotinine (Nicotine)	1
Inhalants	0
Kratom	1
LSD	0
Other Hallucinogens	0
PCP	4
pH	0
Total	4,049

**Drug Courts
Positive Tests During January 2025**

Offender Urine Tests Administered this Period: 5,134
Number of Offenders Testing Positive: 200

Drug Tested	Count
Buprenorphine (Suboxone)	269
Methamphetamines	128
THC/Marijuana	109
Amphetamines	130
Benzodiazepines	61
Ethyl Glucuronide/Alcohol	23
Cocaine	17
Methadone	33
Oxycodone	17
Ecstasy (MDMA)	19
Fentanyl	12
Opiates	11
Morphine/Opiates	12
Barbiturates	7
Propoxyphene	7
Tramadol	9
Heroin	4
K2 (SPICE)	4
Creatinine	5
Kratom	0
LSD	2
Other Hallucinogens	0
PCP	0
Cotinine (Nicotine)	0
Hydrocodone	0
Inhalants	0
Morphine	0
pH	1
Prescription Abuse	0
Total	880

**Specialty Courts
Positive Tests During January 2025**

Offender Urine Tests Administered this Period: 258
Number of Offenders Testing Positive: 26

Drug Tested	Count
Methamphetamines	12
Amphetamines	11
THC/Marijuana	14
Ethyl Glucuronide/Alcohol	2
Cocaine	1
Barbiturates	0
Ecstasy (MDMA)	2
Fentanyl	0
Methadone	0
Oxycodone	1
Buprenorphine (Suboxone)	3
K2 (SPICE)	0
Kratom	1
Morphine/Opiates	0
PCP	0
Propoxyphene	0
Tramadol	0
Benzodiazepines	1
Total	48

INTENSIVE SUPERVISION PROGRAM

INTENSIVE TEAM TOTALS 25-26

Arrests	July	August	September	October	November	December	January	February	March	April	May	June	Totals
Active Supervision													
Parole	8	4	6	22	9	5	8						62
Probation	8	5	8	15	12	6	9						63
Dual (Probation and Parole)	1			2		2							5
Absconders													
Parole	8	2	8	12	6	4	2						42
Probation	11	4	12	11	4	1	3						46
Dual (Probation and Parole)													
Collateral/Assist	2	3	3	7	3								18
SIS Case	1												1
Total Arrest	39	18	37	69	34	18	22	0	0	0	0	0	237
Charges													
Firearm	9	0	29	13	4	27	1						83
Narcotics	8	5	9	56	10	7	10						105
Firearm/Narcotics	3	0	2	3	1	1	4						14
Warrant/Abscond/Other	38	14	51	75	47	19	26						270
Total Charges	58	19	91	147	62	54	41						472
Narcotics (Listed in Grams/ MethMarijuana in LBS)													
Marijuana / LBS	4.2 oz.			3lb. 121g	7.5 g	7.6lb	750g						0.0
Meth / LBS	96.1 g	4lb	2 g	1.37lb	33g	4oz.	9lbs. 47g						0.0
Cocaine / g				5.5g									0.0
Crack Cocaine/g				3.5g									0.0
Prescription Pills				66.0	45.0								0.0
Xanax Bars													0.0
Ecstasy/MDMA				25pills									0.0
Heroin / g													0.0
Fentanyl / oz	8 g		2g	65g			350g						0
Fentanyl Pills							300						300
Amphetamine Pills													0
LSD Stamps				4									4
DMT					1.5g								0
Mushrooms (lb)				76g									0
PCP				74 oz									0
Weapons													
Handguns	8		9	5	1	7	3						33
Rifles	1		20	7		18	1						47
Shotguns				1		2							3
Body Armor													
Explosives													
Total Firearms	9		29	13	1	27	4						83
Currency	\$6,000			\$1,206	\$3,800		\$17,242						\$28,248
Property Recovered													
Vehicles/Items Recovered			2				1						3