



DIVISION OF COMMUNITY CORRECTION BOARD REPORT

December 2025

Jim Cheek
Director



COMMUNITY SUPERVISION AREA HIGHLIGHTS:

AREA 1

November DEA activity: On November 3, 2025, DEA Task Force Officer in coordination with the Drug Enforcement Administration (DEA), United States Postal Inspector Service, and the Fourth Judicial District Drug Task Force conducted a controlled delivery of approximately 2 pounds of methamphetamine. After the package was accepted a search warrant was executed. DEA FRO was notified that United States Postal Inspector had intercepted a parcel inbound. On the same date, DEA personnel met with the Inspector who had obtained a warrant to search the parcel. Inside the parcel was 2 pounds of methamphetamine. Approximately 1 pound of methamphetamine was transferred to the custody of the DEA. The additional pound remained in the parcel in anticipation of the controlled delivery operation, which was documented by the Inspector. At approximately 1:06 P.M. The Inspector delivered the parcel containing the approximate 1 pound of methamphetamine. The parcel was in a secure exterior mailbox. The mailboxes for the residents of the are located near the office. Constant visual surveillance was maintained on Suspect and on the parcel. At the time of the delivery, Suspect was seen pacing around outside, smoking several cigarettes and appeared to be surveilling the area. At approximately 3 P.M., Suspect went to the mailbox, retrieved the parcel, and drove off. Suspect eventually removed the parcel from the vehicle and took inside. At approximately 3:30 P.M. the 4th Judicial District Drug Task Force (4th JDDTF) executed the search warrant and the two pounds of methamphetamine were taken into evidence

AREA 2

On November 14, Community Supervision Officers Cody Bruyette and Zach Perry conducted a home visit in Horseshoe Bend, AR with the assistance of Izard County Sheriff's Department. The offender allowed officers into the residence to complete a compliance check. A search of the residence yielded the discovery of multiple items of drug paraphernalia commonly used to ingest methamphetamine and marijuana. All evidence was collected by Izard County Sheriff's Department, and the offender was taken into custody and transported to Izard County Detention Center with pending felony charges.

AREA 3

On November 21, 2025, Community Supervision Agents James Irvin and Lillian Mills participated in a Career Fair held by the Mammoth Springs High School Counseling Department. Over 150 high school students visited their Booth to learn more about employment opportunities with the Division of Community Corrections. Students asked thought provoking questions and

were provided information regarding the qualifications for various positions within the agency.

AREA 4

On 11/4/2025, Community Supervision Officers in Area 4, Osceola, met with personnel from the Arkansas Northeastern College to monitor the progress of our offenders who are taking the initiative to better themselves. The Osceola Community Supervision Office works very closely with ANC College located in Blytheville to give our offenders a better opportunity, by allowing them to take free GED classes or further their education through different degree options or technical programs. Allowing them better opportunities for their families and their lives.

AREA 5

drug court thanksgiving bags!

the logan county drug court along with the methodist church food bank provided all the drug court clients with a blessing bag for thanksgiving.

each bag included a ham along with all the fixings for thanksgiving they all gave a "thumbs up!"

AREA 6

On November 25, 2025, Kristen Hardcastle took a group of community service workers to Soul Food Café, where they volunteered their time supporting people in need. They helped guests receive food, assisted with tickets, and offered to help wherever needed. Their participation not only helped the café run smoothly but also provided meaningful opportunity to give back to the community.

AREA 7/8

On Wednesday November 19th, 2025, at approximately 1200 HRS, ISP Agents received a call from Little Rock Narcotics to assist at 1825 War Eagle Drive, NLR, AR 72116, the reported address of James Howard. At approximately 1524 HRS, Howard, the target of the LRPD Investigation, was positively identified arriving at the residence in a white in color Chevy Pickup truck, where he was the passenger, along with Sarah Marshall, and the driver William Glover. LRPD, NLRPD, and ASP made contact with the occupants of the vehicle and detained them for

AREA HIGHLIGHTS, continued:

questioning. Subsequently, all three were arrested and questioned for possession of Methamphetamines found in the vehicle under the passenger seat. A search of the residence revealed no further evidence. Further investigation revealed that the driver, William Glover, is an active absconder. Glover was instructed to report to the Parole Office located at 1302 Pike Ave, upon his release from custody. Howard was transported to Pulaski County Jail for processing. The scene and all evidence were turned over to LRPD Narcotics. ISP agents received a call to assist Little Rock Narcotics at 20 Whitmore in Little Rock. Kendal Rudley was detained by LRPD and assistance with a home visit was requested. Rudley had oxycodone pills in his hand when he was detained, and his keys were in the car with him and a female occupant. ISP agents cleared the residence and there was a Glock 45 caliber on the TV stand in the living room. On a table behind the sofa was a tray with marijuana and baggies. In the northwest bedroom on a nightstand there were baggies of Xanax bars and marijuana. LRPD Narcotics at that time requested a search warrant for the home and everyone cleared the residence until the warrant was signed. Rudley was transported to the Southwest substation for questioning. All evidence and scene were turned over to LRPD.

AREA 9

11/05/2025 - PID 0394861 Mar'Quaves Smith earned his GED from the Arkansas Adult Education Center. Backstory: Mar'Quaves Smith's officer had completed a probation violation on him. The CSSE saw that Smith didn't have any OVG points and dug deeper in the case. He had reported decently for a while and then quit. Smith's supervision fees were overdue. On 08/07/2025, CSSE called Smith and asked why he had stopped reporting. He reported that he missed a couple office visits and he didn't have the money to pay supervision fees so he stopped coming. CSSE told him not having the money to pay his supervision fees is no reason to not report and if he wanted a second change he must come to the office on 08/08/2025 and have an office visit with his officer and start working community service. Smith kept his word and showed up. After the office visit, Officer Waddell brought him to the CSSE office to talk. He said that he would keep his word and complete the community service. CSSE asked him why didn't he get his GED since he isn't working and he is going to be in the office anyway. CSSE told him that if he passed his GED test and got his diploma that we would petition the court so that he could do community service for the \$1,500 fine.

AREA 10

11/13/2025: CSO III Brandon Peachey, CSSE Vanessa Townsend, CSA Kerri Craig, CSA Jennifer Starkey, and CSA Tiffani Childers attended defensive tactics training at the Hot Springs office.

11/18/2025: Administrative Coordinator Amber Colson, CSA Tiffani Childers, CSA Mendy Johns, CSSE Sally Sweeden, and CPS Tammy Rowland attended Stop Overdose Summit in Hot Springs.

AREA 11

On 11/14/25 A Home visit was conducted by Agent Parker. Contact was made with offender Jerry Marshall PID 0015533. Marshall was placed in hand restraints and advised a home search was going to be conducted. Inside the residence offender Marshall's girlfriend Haily Bush was located and instructed to have a seat on the couch and Agent Parker began a search of the residence. In a small brown handbag in the first drawer of the nightstand Agent Parker located two lighters and a small baggie with a white crystal-like substance believed to be methamphetamines in it, also inside the first drawer of the nightstand Agent Parker located a set of digital scales. On top of the nightstand Agent Parker located two baggies with a white crystal-like substance believed to be methamphetamines. Inside a chest of drawers Agent Parker located a drinking cup that had been affixed with a glass pipe commonly used for smoking methamphetamines. Agent Parker Called Deputy Chief Gary Young of the Cleveland County Sheriffs department who dispatched Investigator Poss of the Cleveland County Sheriffs department. When Investigator Poss arrived on scene Agent Parker continued the search. Inside a microwave in a large plastic bowl of beans Agent Parker located a red box that contained a glass pipe commonly used for smoking methamphetamines multiple used and unused syringes and a device used for smoking methamphetamines made from a glass pipe, a breathing mask, a pill bottle and a white plastic hose. Investigator Poss collected the evidence and transported it to the Cleveland County Sheriffs department while Agent Parker transported offender Marshall. Once at the Sheriffs department Agent Parker conducted a drug screening and was positive for methamphetamines. The test was confirmed by Investigator Poss. Offender Marshall was interviewed and charges are pending.

AREA HIGHLIGHTS, continued:

ISP ARREST

| Office | Number of Arrest |
|---------------------|------------------|
| Conway | 1 |
| Hot Springs | 7 |
| Little Rock | 12 |
| Pine Bluff | 0 |
| Searcy | 14 |
| Total Arrest | 34 |

PROMOTIONS

Area 1

- Community Supervision Officer II - Carrie D. Trammell
- Community Supervision Officer II - Macy K. Grimsley

Area 4

- Community Supervision Officer II - Chrystal R. Bonsack

Area 5

- Community Supervision Officer III - Byron S. Flint

NEW HIRES

TREATMENT:

1,839 probationers and parolees were served in the general Substance Use Disorder Treatment programs. Another 1,446 participants were served in the Drug Court Treatment programs, bringing the total served to 3,285 for the month.

REENTRY PROGRAM:

REENTRY FACILITIES:

As of November 30, ACC had six licensed Reentry Facilities with 204 total residents in Phases I-IV of the Reentry program. Since the program began, there have been 3,477 individuals who have successfully completed and graduated from the program. During the month, 5 residents completed CRC. 1 resident enrolled in GED with 1 obtaining their GED, 5 enrolled and completed Wage, 6 started CRC with 2 completing CRC. A total of 30 Reentry Facility residents received their driver's license, 36 received an ID card, 24 received their Social Security Cards and 19 received birth certificates.

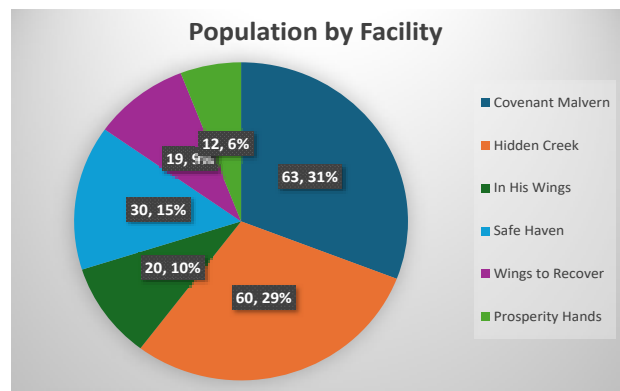
REENTRY PROGRAM CONTINUED:

REENTRY OFFICERS:

In November, 217 Reentry residents was reported to be employed and 21 residents were reported to be ineligible for employment at this time. Reentry Officers reported 7 education referrals, which resulted in enrollments.

Reentry Officers conducted 110 reentry facility office visits, 94 Phase IV office visits, 31 Phase IV home visits and 61 pre-parole plan verifications. Reentry Officers made 38 community contacts within their assigned area during the month and conducted 158 office visits in their area. There was 1 Good Grid classes conducted across the state with 2 in attendance. 2 job fairs were held with 60 referrals and 21 in attendance. 1 DWS class was held with 19 in attendance.

TRANSITIONAL HOUSING:



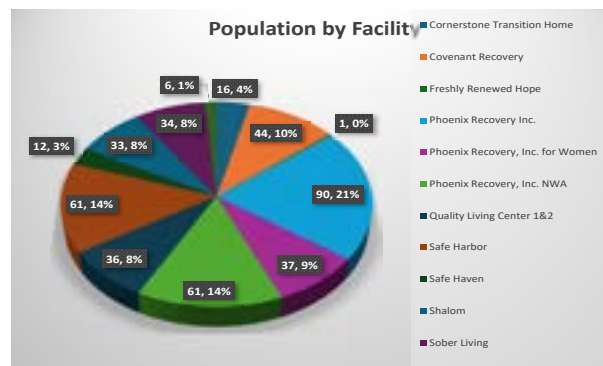
There are 15 licensed vendor facilities with 544 beds (431 DOC funded) in the facilities. Within the transitional facilities, there are 217 residents who have obtained full-time employment.

In November, 258 residents who previously received their GED or high school diploma.

During the month, there were 33 registered sex offenders living in transitional facilities.

A total of 22 residents received their driver's license, 113 received an ID card, 96 received their Social Security card and 12 received birth certificates.

A total of 57 residents graduated from the Transitional Housing program, 37 absconded and 17 were dismissed.



SEX OFFENDER ASSESSMENT

Assessments Completed:

| Risk Level | November | December 1999 through November 2025 |
|--------------|-----------|-------------------------------------|
| Level 1 | 2 | 1,360 |
| Level 2 | 16 | 10,298 |
| Level 3 | 9 | 8,441 |
| Level 4 | 0 | 773 |
| Default 3 | 1 | * |
| Total | 28 | 20,872 |

*Default Level 3's are included in the total number of Level 3's to date.

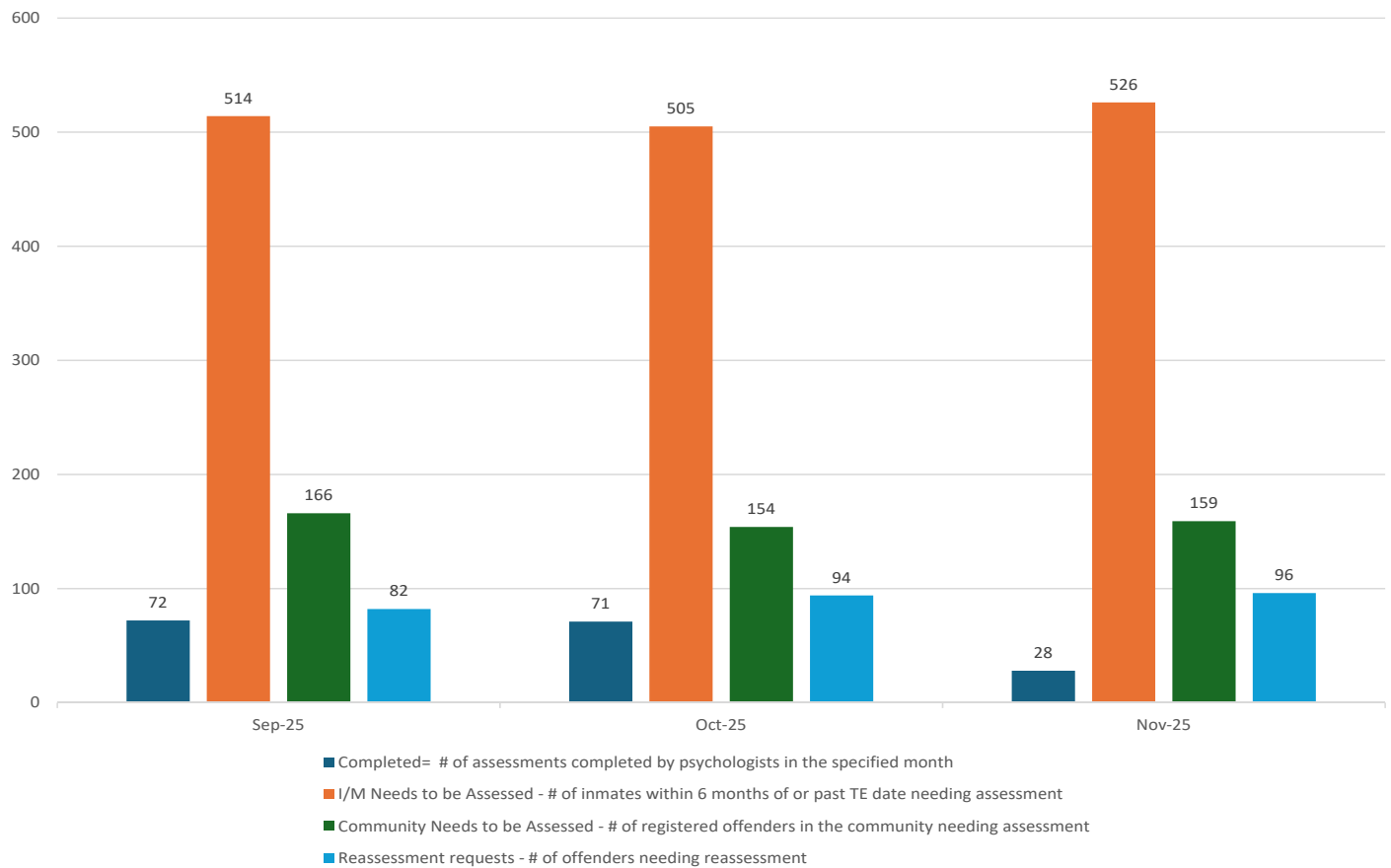
ACIC Numbers:

The total number of sex offenders registered from December 1999 through November 2025:

| | |
|-----------------|---------------|
| Compliant | 8,860 |
| Delinquent | 1,753 |
| Confined | 4,244 |
| Out-of-State | 4,724 |
| Address Unknown | 139 |
| Deported | 224 |
| Incapacitated | 165 |
| Out of USA | 97 |
| Total | 20,207 |

Consistent with current Arkansas law, deceased offenders no longer remain on the registry.

SOCNA Assessments



COMMUNITY SUPERVISION FEE COLLECTIONS AND WAIVERS - NOVEMBER 2025 – Page 1

| | Nov-24 | Dec-24 | Jan-25 | Feb-25 | Mar-25 | Apr-25 | May-25 | Jun-25 | Jul-25 | Aug-25 | Sep-25 | Oct-25 | Nov-25 |
|-------------------------------|---------|---------|---------|---------|---------|---------|---------|---------|---------|---------|---------|---------|---------|
| Area 1 - Fayetteville | | | | | | | | | | | | | |
| Fees Possible | 168,280 | 169,190 | 168,000 | 170,380 | 173,215 | 173,985 | 176,470 | 177,100 | 177,030 | 177,800 | 176,715 | 179,130 | 181,685 |
| Fees Collected | 141,707 | 146,702 | 159,970 | 163,737 | 185,146 | 156,862 | 151,729 | 142,400 | 159,445 | 167,044 | 152,450 | 193,864 | 147,176 |
| % Collected | 84% | 87% | 95% | 96% | 107% | 90% | 86% | 80% | 90% | 94% | 86% | 108% | 81% |
| % Paying Offenders | 47% | 48% | 52% | 51% | 55% | 50% | 49% | 45% | 49% | 49% | 46% | 54% | 46% |
| % Employed | 88% | 88% | 88% | 87% | 87% | 88% | 88% | 89% | 89% | 89% | 89% | 89% | 89% |
| Fees Converted | 4,791 | 5,918 | 8,979 | 6,438 | 8,498 | 5,049 | 4,120 | 6,276 | 8,091 | 6,738 | 7,200 | 9,185 | 5,884 |
| % Converted | 3% | 3% | 5% | 4% | 5% | 3% | 2% | 4% | 5% | 4% | 4% | 5% | 3% |
| Fees Waived | 3,465 | 3,710 | 3,535 | 3,710 | 4,305 | 4,375 | 4,410 | 4,445 | 4,095 | 3,955 | 4,375 | 4,655 | 4,480 |
| % Waived | 2% | 2% | 2% | 2% | 2% | 3% | 2% | 3% | 2% | 2% | 2% | 3% | 2% |
| Area 2 - Mountain Home | | | | | | | | | | | | | |
| Fees Possible | 95,305 | 94,395 | 92,365 | 93,205 | 93,625 | 93,660 | 92,645 | 92,645 | 92,400 | 91,315 | 90,895 | 91,420 | 91,000 |
| Fees Collected | 83,175 | 87,634 | 85,100 | 89,784 | 98,960 | 92,712 | 86,891 | 77,761 | 85,668 | 86,047 | 83,988 | 94,243 | 83,087 |
| % Collected | 87% | 93% | 92% | 96% | 106% | 99% | 94% | 84% | 93% | 94% | 92% | 103% | 91% |
| % Paying Offenders | 55% | 56% | 57% | 57% | 59% | 58% | 56% | 54% | 54% | 55% | 53% | 58% | 54% |
| % Employed | 83% | 83% | 84% | 83% | 83% | 83% | 85% | 85% | 85% | 85% | 85% | 86% | 86% |
| Fees Converted | 1,876 | 2,129 | 1,884 | 2,871 | 2,373 | 2,407 | 1,185 | 2,318 | 1,205 | 2,990 | 1,680 | 2,123 | 1,386 |
| % Converted | 2% | 2% | 2% | 3% | 3% | 3% | 1% | 3% | 1% | 3% | 2% | 2% | 2% |
| Fees Waived | 1,820 | 1,610 | 1,470 | 1,435 | 1,260 | 1,575 | 1,435 | 1,470 | 1,435 | 1,575 | 1,435 | 1,680 | 1,645 |
| % Waived | 2% | 2% | 2% | 2% | 1% | 2% | 2% | 2% | 2% | 2% | 2% | 2% | 2% |
| Area 3 - Seacy | | | | | | | | | | | | | |
| Fees Possible | 118,895 | 120,470 | 121,205 | 119,350 | 119,210 | 119,245 | 120,085 | 121,310 | 120,505 | 121,975 | 121,800 | 122,080 | 122,570 |
| Fees Collected | 101,200 | 103,983 | 112,781 | 119,026 | 123,538 | 108,634 | 103,425 | 97,575 | 106,333 | 106,043 | 99,947 | 117,989 | 100,555 |
| % Collected | 85% | 86% | 93% | 100% | 104% | 91% | 86% | 80% | 88% | 87% | 82% | 97% | 82% |
| % Paying Offenders | 48% | 48% | 51% | 52% | 54% | 51% | 50% | 46% | 49% | 49% | 46% | 53% | 47% |
| % Employed | 79% | 77% | 77% | 77% | 77% | 78% | 78% | 80% | 80% | 80% | 79% | 79% | 79% |
| Fees Converted | 3,985 | 5,778 | 4,817 | 5,766 | 5,665 | 4,167 | 3,957 | 5,638 | 6,601 | 5,099 | 6,034 | 5,990 | 5,403 |
| % Converted | 3% | 5% | 4% | 5% | 5% | 3% | 3% | 5% | 5% | 4% | 5% | 5% | 4% |
| Fees Waived | 4,165 | 3,955 | 4,305 | 4,725 | 4,900 | 5,215 | 5,145 | 5,215 | 5,075 | 5,355 | 5,145 | 5,705 | 5,180 |
| % Waived | 4% | 3% | 4% | 4% | 4% | 4% | 4% | 4% | 4% | 4% | 4% | 5% | 4% |
| Area 4 - Jonesboro | | | | | | | | | | | | | |
| Fees Possible | 111,160 | 110,495 | 109,760 | 108,675 | 109,410 | 108,745 | 110,495 | 110,460 | 109,025 | 109,515 | 109,305 | 110,495 | 111,860 |
| Fees Collected | 86,989 | 87,136 | 98,899 | 99,966 | 103,487 | 91,608 | 87,154 | 82,221 | 91,274 | 87,603 | 85,597 | 102,030 | 88,180 |
| % Collected | 78% | 79% | 90% | 92% | 95% | 84% | 79% | 74% | 84% | 80% | 78% | 92% | 79% |
| % Paying Offenders | 46% | 46% | 50% | 49% | 52% | 47% | 46% | 43% | 47% | 46% | 45% | 51% | 46% |
| % Employed | 79% | 78% | 77% | 78% | 78% | 77% | 77% | 79% | 79% | 78% | 79% | 78% | 77% |
| Fees Converted | 4,915 | 6,815 | 8,097 | 6,036 | 6,430 | 6,133 | 6,991 | 6,516 | 6,518 | 4,444 | 6,474 | 8,203 | 4,653 |
| % Converted | 4% | 6% | 7% | 6% | 6% | 6% | 6% | 6% | 6% | 4% | 6% | 7% | 4% |
| Fees Waived | 6,685 | 6,860 | 6,825 | 7,910 | 7,805 | 7,805 | 7,910 | 8,050 | 8,050 | 7,630 | 7,315 | 7,525 | 7,595 |
| % Waived | 6% | 6% | 6% | 7% | 7% | 7% | 7% | 7% | 7% | 7% | 7% | 7% | 7% |
| Area 5 - Fort Smith | | | | | | | | | | | | | |
| Fees Possible | 100,485 | 101,115 | 99,365 | 98,525 | 99,435 | 99,260 | 100,450 | 100,520 | 99,085 | 99,015 | 99,960 | 99,995 | 101,045 |
| Fees Collected | 81,076 | 84,391 | 88,874 | 100,324 | 101,028 | 86,640 | 82,475 | 77,613 | 87,303 | 86,766 | 76,867 | 95,084 | 80,136 |
| % Collected | 81% | 83% | 89% | 102% | 102% | 87% | 82% | 77% | 88% | 88% | 77% | 95% | 79% |
| % Paying Offenders | 47% | 48% | 50% | 54% | 54% | 50% | 48% | 44% | 50% | 49% | 44% | 50% | 47% |
| % Employed | 82% | 81% | 80% | 81% | 79% | 79% | 80% | 81% | 82% | 83% | 82% | 83% | 83% |
| Fees Converted | 4,287 | 7,396 | 4,995 | 6,697 | 6,702 | 6,897 | 6,226 | 5,361 | 7,370 | 7,230 | 7,256 | 6,988 | 4,252 |
| % Converted | 4% | 7% | 5% | 7% | 7% | 7% | 6% | 5% | 7% | 7% | 7% | 7% | 4% |
| Fees Waived | 4,200 | 4,585 | 4,200 | 4,410 | 4,375 | 4,410 | 4,795 | 4,900 | 5,355 | 5,320 | 5,355 | 5,425 | 5,390 |
| % Waived | 4% | 5% | 4% | 4% | 4% | 4% | 5% | 5% | 5% | 5% | 5% | 5% | 5% |
| Area 6 - Conway | | | | | | | | | | | | | |
| Fees Possible | 96,110 | 97,230 | 96,530 | 97,160 | 97,930 | 97,825 | 98,280 | 98,455 | 97,300 | 98,910 | 98,735 | 98,525 | 97,545 |
| Fees Collected | 81,770 | 90,063 | 89,345 | 96,599 | 99,798 | 89,697 | 81,550 | 84,581 | 92,652 | 86,321 | 80,428 | 97,368 | 77,164 |
| % Collected | 85% | 93% | 93% | 99% | 102% | 92% | 83% | 86% | 95% | 87% | 81% | 99% | 79% |
| % Paying Offenders | 50% | 52% | 52% | 53% | 54% | 52% | 49% | 49% | 53% | 49% | 46% | 53% | 46% |
| % Employed | 79% | 77% | 77% | 77% | 78% | 78% | 79% | 79% | 79% | 79% | 80% | 79% | 80% |
| Fees Converted | 1,732 | 2,437 | 2,863 | 2,317 | 4,776 | 2,633 | 2,665 | 2,457 | 3,068 | 3,075 | 2,635 | 3,503 | 2,824 |
| % Converted | 2% | 3% | 3% | 2% | 5% | 3% | 3% | 2% | 3% | 3% | 3% | 4% | 3% |
| Fees Waived | 3,465 | 3,395 | 3,395 | 3,640 | 3,780 | 3,815 | 3,885 | 4,410 | 4,305 | 3,920 | 3,990 | 4,060 | 4,060 |
| % Waived | 4% | 3% | 4% | 4% | 4% | 4% | 4% | 4% | 4% | 4% | 4% | 4% | 4% |
| Area 7 - LR Probation | | | | | | | | | | | | | |
| Fees Possible | 138,670 | 136,955 | 139,790 | 138,810 | 138,600 | 139,510 | 143,185 | 145,180 | 144,130 | 145,530 | 146,125 | 147,805 | 151,270 |
| Fees Collected | 101,151 | 105,749 | 101,445 | 109,271 | 120,279 | 114,015 | 103,375 | 95,845 | 104,462 | 111,551 | 108,515 | 118,317 | 105,713 |
| % Collected | 73% | 77% | 72% | 78% | 86% | 81% | 72% | 66% | 72% | 76% | 74% | 80% | 70% |
| % Paying Offenders | 38% | 40% | 37% | 38% | 41% | 40% | 37% | 33% | 37% | 37% | 36% | 39% | 35% |
| % Employed | 80% | 80% | 79% | 79% | 79% | 79% | 78% | 79% | 79% | 78% | 79% | 78% | 79% |
| Fees Converted | 1,199 | 574 | 3,171 | 2,412 | 4,094 | 2,855 | 1,855 | 4,658 | 2,821 | 1,832 | 2,002 | 2,149 | 2,701 |
| % Converted | 1% | 0% | 2% | 2% | 3% | 2% | 1% | 3% | 2% | 1% | 1% | 1% | 2% |
| Fees Waived | 6,370 | 7,210 | 7,245 | 7,595 | 7,630 | 7,770 | 7,805 | 8,365 | 8,505 | 8,505 | 8,225 | 8,680 | 8,155 |
| % Waived | 5% | 5% | 5% | 5% | 6% | 6% | 5% | 6% | 6% | 6% | 6% | 6% | 5% |



COMMUNITY SUPERVISION FEE COLLECTIONS AND WAIVERS - NOVEMBER 2025 – Page 2

| | Nov-24 | Dec-24 | Jan-25 | Feb-25 | Mar-25 | Apr-25 | May-25 | Jun-25 | Jul-25 | Aug-25 | Sep-25 | Oct-25 | Nov-25 |
|------------------------------|-----------|-----------|-----------|-----------|-----------|-----------|-----------|-----------|-----------|-----------|-----------|-----------|-----------|
| Area 8 - LR Parole | | | | | | | | | | | | | |
| Fees Possible | 79,065 | 79,415 | 79,030 | 78,925 | 78,925 | 78,610 | 78,995 | 76,930 | 76,545 | 77,560 | 76,510 | 77,140 | 77,385 |
| Fees Collected | 62,143 | 63,405 | 58,720 | 66,455 | 70,113 | 63,970 | 55,288 | 53,666 | 63,125 | 60,679 | 59,933 | 72,530 | 59,592 |
| % Collected | 79% | 80% | 74% | 84% | 89% | 81% | 70% | 70% | 82% | 78% | 78% | 94% | 77% |
| % Paying Offenders | 43% | 42% | 40% | 43% | 46% | 44% | 39% | 39% | 43% | 42% | 41% | 46% | 41% |
| % Employed | 78% | 77% | 77% | 76% | 78% | 78% | 78% | 79% | 80% | 81% | 81% | 81% | 80% |
| Fees Converted | 4,046 | 4,621 | 5,318 | 5,811 | 6,358 | 4,390 | 6,562 | 4,124 | 3,770 | 4,466 | 3,406 | 5,935 | 4,422 |
| % Converted | 5% | 6% | 7% | 7% | 8% | 6% | 8% | 5% | 5% | 6% | 4% | 8% | 6% |
| Fees Waived | 4,235 | 4,130 | 3,885 | 4,410 | 4,235 | 4,725 | 4,795 | 4,515 | 4,200 | 4,550 | 4,760 | 4,270 | 4,165 |
| % Waived | 5% | 5% | 5% | 6% | 5% | 6% | 6% | 6% | 5% | 6% | 6% | 6% | 5% |
| Area 9 - Texarkana | | | | | | | | | | | | | |
| Fees Possible | 103,250 | 103,775 | 103,110 | 104,335 | 105,665 | 106,155 | 107,065 | 106,750 | 106,225 | 104,510 | 104,510 | 104,300 | 105,105 |
| Fees Collected | 83,115 | 87,448 | 90,348 | 96,101 | 101,292 | 89,921 | 82,587 | 82,992 | 92,868 | 88,944 | 88,305 | 102,842 | 87,295 |
| % Collected | 80% | 84% | 88% | 92% | 96% | 85% | 77% | 78% | 87% | 85% | 84% | 99% | 83% |
| % Paying Offenders | 44% | 46% | 47% | 47% | 48% | 46% | 44% | 43% | 46% | 46% | 46% | 51% | 45% |
| % Employed | 78% | 77% | 76% | 76% | 76% | 77% | 78% | 78% | 78% | 78% | 78% | 78% | 79% |
| Fees Converted | 3,315 | 4,329 | 5,951 | 4,166 | 4,040 | 6,736 | 5,494 | 6,404 | 7,506 | 6,726 | 5,711 | 8,219 | 6,007 |
| % Converted | 3% | 4% | 6% | 4% | 4% | 6% | 5% | 6% | 7% | 6% | 5% | 8% | 6% |
| Fees Waived | 3,290 | 3,185 | 2,870 | 2,800 | 2,695 | 2,590 | 2,730 | 2,800 | 2,800 | 2,695 | 2,380 | 2,380 | 2,415 |
| % Waived | 3% | 3% | 3% | 3% | 3% | 2% | 3% | 3% | 3% | 3% | 2% | 2% | 2% |
| Area 10 - Hot Springs | | | | | | | | | | | | | |
| Fees Possible | 118,930 | 120,610 | 119,385 | 118,440 | 117,040 | 118,580 | 118,230 | 118,230 | 118,825 | 119,000 | 119,595 | 121,170 | 122,850 |
| Fees Collected | 93,100 | 105,525 | 112,647 | 111,675 | 113,803 | 107,892 | 95,535 | 92,783 | 103,101 | 102,404 | 96,784 | 113,938 | 92,427 |
| % Collected | 78% | 87% | 94% | 94% | 97% | 91% | 81% | 78% | 87% | 86% | 81% | 94% | 75% |
| % Paying Offenders | 47% | 50% | 51% | 49% | 52% | 50% | 47% | 44% | 47% | 46% | 45% | 51% | 43% |
| % Employed | 80% | 79% | 78% | 79% | 80% | 80% | 81% | 81% | 81% | 81% | 81% | 80% | 79% |
| Fees Converted | 5,535 | 6,160 | 5,816 | 5,126 | 5,211 | 3,421 | 4,815 | 4,562 | 3,977 | 5,382 | 8,441 | 5,543 | 3,749 |
| % Converted | 5% | 5% | 5% | 4% | 4% | 3% | 4% | 4% | 3% | 5% | 7% | 5% | 3% |
| Fees Waived | 7,665 | 7,455 | 7,350 | 7,385 | 7,770 | 7,840 | 7,665 | 8,260 | 8,715 | 8,680 | 9,065 | 9,310 | 9,450 |
| % Waived | 6% | 6% | 6% | 6% | 7% | 7% | 6% | 7% | 7% | 7% | 8% | 8% | 8% |
| % Waived | 6% | 6% | 6% | 6% | 7% | 7% | 6% | 7% | 7% | 7% | 8% | 8% | 8% |
| Area 11 - Pine Bluff | | | | | | | | | | | | | |
| Fees Possible | 100,380 | 101,325 | 102,060 | 104,370 | 105,630 | 105,560 | 106,855 | 106,295 | 107,310 | 106,820 | 106,960 | 106,855 | 108,360 |
| Fees Collected | 83,962 | 92,189 | 92,882 | 103,400 | 104,830 | 96,561 | 88,457 | 89,218 | 92,997 | 97,221 | 94,165 | 104,303 | 88,956 |
| % Collected | 84% | 91% | 91% | 99% | 99% | 91% | 83% | 84% | 87% | 91% | 88% | 98% | 82% |
| % Paying Offenders | 52% | 53% | 52% | 55% | 56% | 55% | 50% | 50% | 51% | 53% | 51% | 56% | 49% |
| % Employed | 74% | 76% | 74% | 74% | 73% | 74% | 75% | 75% | 75% | 75% | 76% | 75% | 75% |
| Fees Converted | 4,131 | 6,526 | 6,138 | 6,868 | 8,396 | 5,680 | 4,884 | 8,009 | 10,005 | 8,907 | 7,021 | 7,170 | 6,124 |
| % Converted | 4% | 6% | 6% | 7% | 8% | 5% | 5% | 8% | 9% | 8% | 7% | 7% | 6% |
| Fees Waived | 3,325 | 3,080 | 3,185 | 3,990 | 3,955 | 4,270 | 4,130 | 3,955 | 4,060 | 4,410 | 4,095 | 4,235 | 3,955 |
| % Waived | 3% | 3% | 3% | 4% | 4% | 4% | 4% | 4% | 4% | 4% | 4% | 4% | 4% |
| Grand Total | | | | | | | | | | | | | |
| Fees Possible | 1,230,530 | 1,234,975 | 1,230,600 | 1,232,175 | 1,238,685 | 1,241,135 | 1,252,755 | 1,253,875 | 1,248,380 | 1,251,950 | 1,251,110 | 1,258,915 | 1,270,675 |
| Fees Collected | 999,387 | 1,054,226 | 1,091,011 | 1,156,337 | 1,222,273 | 1,098,513 | 1,018,465 | 976,654 | 1,079,228 | 1,080,622 | 1,026,980 | 1,212,508 | 1,010,280 |
| % Collected | 81% | 85% | 89% | 94% | 99% | 89% | 81% | 78% | 86% | 86% | 82% | 96% | 80% |
| % Paying Offenders | 47% | 48% | 49% | 50% | 52% | 49% | 47% | 44% | 48% | 47% | 45% | 51% | 45% |
| % Employed | 80% | 80% | 79% | 79% | 79% | 80% | 80% | 81% | 81% | 81% | 81% | 81% | 81% |
| Fees Converted | 39,810 | 52,680 | 58,028 | 54,507 | 62,542 | 50,368 | 48,755 | 56,322 | 60,930 | 56,887 | 57,858 | 65,008 | 47,404 |
| % Converted | 3% | 4% | 5% | 4% | 5% | 4% | 4% | 4% | 5% | 5% | 5% | 5% | 4% |
| Fees Waived | 48,685 | 49,175 | 48,265 | 52,010 | 52,710 | 54,390 | 54,705 | 56,385 | 56,595 | 56,595 | 56,140 | 57,925 | 56,490 |
| % Waived | 4% | 4% | 4% | 4% | 4% | 4% | 4% | 4% | 5% | 5% | 4% | 5% | 4% |

Fees Possible: The amount of supervision fees that can be collected per active/electronic monitoring supervision status of offenders for that month only.

Does not include annual, pre-trial, and SIS.

Fees Collected: Actual amount of money collected that can be deposited in Special Revenue fund. Please keep in mind the amount collected could include an offender that pays three months in advance.

Fees Converted: Amount not included in Fees Collected. Represents the amount of money lost by conversions. If this money were collected instead of converted, it would be added to Fees Collected.

Fees Waived: Amount not included in Fees Collected. Represents the amount of money lost by waivers. If this money were collected instead of waived, it would be added to Fees Collected.

COMMUNITY SUPERVISION POPULATION

Active:

Includes current status of Active, Abscond and Electronic Monitoring

Inactive:Includes current status of Non Reporting, Unsupervised, SIS
(Suspended Imposition of Sentence), Incarcerated and Out to Other State

| Area # | AREA | Active (including Abscond) | Inactive | TOTAL |
|----------------|---------------------------------------|---|-----------------|---------------|
| Area 1 | Fayetteville | 7,288 | 3,909 | 11,197 |
| Area 2 | Mountain Home | 3,151 | 940 | 4,091 |
| Area 3 | Searcy | 4,604 | 1,693 | 6,297 |
| Area 4 | Jonesboro | 4,321 | 2,786 | 7,107 |
| Area 5 | Fort Smith | 3,772 | 4,554 | 8,326 |
| Area 6 | Conway | 3,436 | 1,262 | 4,698 |
| Area 7 | Little Rock-Probation | 5,078 | 1,562 | 6,640 |
| Area 8 | Little Rock-Parole | 3,520 | 597 | 4,117 |
| Area 9 | Texarkana | 4,034 | 1,738 | 5,772 |
| Area 10 | Hot Springs | 5,175 | 1,201 | 6,376 |
| Area 11 | Pine Bluff | 4,579 | 1,072 | 5,651 |
| ISC | C.O. Interstate Compact | 72 | 1,876 | 1,948 |
| | INVALID/ERROR | 1 | | 1 |
| | Statewide Totals by Status | 49,031 | 23,190 | 72,221 |

COMMUNITY SUPERVISION POPULATION

Statewide Totals by Current Supervision Status as of November 30, 2025

| Area # | AREA | Active (including Abscond) | | | Inactive | | | | | OVERALL TOTALS PER AREA |
|---------|--|----------------------------|--------------------------------|-----------|--------------|---------------|--------------------|--------------|--------------------------------|-------------------------|
| | | Active (Direct Supv) | Electronic Monitoring (Direct) | Absconded | Incarcerated | Non-Reporting | Out to Other State | Unsupervised | Suspnd Imposition of Snt (SIS) | |
| Area 1 | Fayetteville | 5,648 | 63 | 1,577 | 530 | 661 | 855 | 451 | 1,412 | 11197 |
| Area 2 | Mountain Home | 2,701 | 21 | 429 | 163 | 182 | 180 | 63 | 352 | 4091 |
| Area 3 | Searcy | 3,726 | 12 | 866 | 242 | 217 | 259 | 282 | 693 | 6297 |
| Area 4 | Jonesboro | 3,447 | 15 | 859 | 277 | 329 | 240 | 132 | 1,808 | 7107 |
| Area 5 | Fort Smith | 3,136 | 30 | 606 | 160 | 320 | 111 | 191 | 3,772 | 8326 |
| Area 6 | Conway | 2,898 | 7 | 531 | 185 | 198 | 140 | 46 | 693 | 4698 |
| Area 7 | Little Rock-Probation | 4,439 | 6 | 633 | 265 | 558 | 106 | 29 | 604 | 6640 |
| Area 8 | Little Rock-Parole | 2,560 | 22 | 938 | 100 | 227 | | 127 | 143 | 4117 |
| Area 9 | Texarkana | 3,103 | 23 | 908 | 338 | 275 | 365 | 66 | 694 | 5772 |
| Area 10 | Hot Springs | 3,948 | 21 | 1,206 | 264 | 234 | 113 | 194 | 396 | 6376 |
| Area 11 | Pine Bluff | 3,397 | 11 | 1,171 | 237 | 185 | 83 | 138 | 429 | 5651 |
| ISC | C.O. Interstate Compact | 25 | | 47 | 5 | 48 | 1,822 | | 1 | 1948 |
| | INVALID/ERROR | 1 | | | | | | | | 1 |
| | Statewide Totals by Current Supervision Status | 39029 | 231 | 9771 | 2766 | 3434 | 4274 | 1719 | 10997 | 72221 |

| |
|---------------------------------------|
| <i>Total Active excluding Abscond</i> |
| 39260 |

Explanation for “Current Supervision Status”

Active Supervision:

Offender is currently on Active/Direct Supervision Status.

Electronic Monitoring:

Offender is currently on an Electronic Monitor.

Incarcerated:

Offender is currently incarcerated including the following:

- Parole Holds (in state and out-of-state)
- ACT 570 Holds
- County Jail (including possible new charges—felony or misdemeanors—or serving commitments for traffic fines, court commitments, etc).

Non Reporting:

Drug Court offender currently in a Community Correction Center for sanction or court commitment, on detainer (federal or ICE hold), out-of-state, in CCC Residential Treatment, nursing home, hospital, or Arkansas State Hospital.

Out-To-Other-State:

Offender supervised out of Arkansas through Interstate Compact.

Unsupervised:

Parolee whose earned Good Time has met the requirements for unsupervised parole, probationers who received Unsupervised Sentence (e.g., five-year probation sentence specified as 3 years supervised and an additional 2 years unsupervised probation; or an unsupervised probation sentence which is common for misdemeanor offenses (e.g., 1 year unsupervised probation term).

Suspended Imposition of Sentence (SIS):

Offender received a suspended term of supervision.

COMMUNITY SUPERVISION RISK LEVELS

Statewide Risk Levels by Caseload Types as of November 30, 2025

| CURRENT RISK LEVELS | Parole | Probation | Drug Court | Hope Court | Mental Health Court | Veterans Court | Swift Courts | Pre Adjudicated | Pre Trial/ Drug Court | Pre Trial/ Pre-Adjudicated | Pre Trial/ Regular | Pre Trial/ Veterans Court | Suspended | Ext Sex Offender Supv | Totals |
|---------------------|--------|-----------|------------|------------|---------------------|----------------|--------------|-----------------|-----------------------|----------------------------|--------------------|---------------------------|-----------|-----------------------|--------|
| Maximum | 2,210 | 1,919 | 157 | 8 | | 29 | | | 3 | 1 | 2 | | 321 | 2 | 4,652 |
| Medium | 7,053 | 9,028 | 938 | 47 | 14 | 41 | | 1 | 3 | 11 | 14 | 1 | 1,577 | 2 | 18,730 |
| Minimum | 7,826 | 21,129 | 564 | 14 | 13 | 25 | 4 | 5 | 2 | 47 | 10 | | 1,817 | 1 | 31,457 |
| Annual Reporting | 2,194 | 1,250 | 1 | | | | | | | | | | 229 | | 3,674 |
| Unassigned | 3,027 | 3,295 | 75 | 1 | | 2 | | | 18 | | 8 | 3 | 7,228 | | 13,657 |
| Sum: | 22,310 | 36,621 | 1,735 | 70 | 27 | 97 | 4 | 6 | 26 | 59 | 34 | 4 | 11,172 | 5 | 72,170 |

CURRENT RISK LEVELS ASSIGNED EXPLANATION:

- Maximum- last risk level score as "High"
- Medium- last risk level score as "Medium"
- Minimum- last risk level score as "Low"
- Annual- identifies offenders that are supervised Annual Reporting
- Unassigned- no ARORA has been completed or offender is currently supervised as "Unsupervised" where the risk level was changed to unassigned

Statewide Risk Levels by Caseload Supervision Status as of November 30, 2025

| RISK LEVELS BY CURRENT SUPERVISION STATUS | Maximum | Medium | Minimum | Annual Reporting | Unassigned | Sum: |
|---|---------|--------|---------|------------------|------------|--------|
| Active (Direct Supv) | 2,461 | 9,858 | 23,073 | 2,901 | 632 | 38,925 |
| Electronic Monitoring (Direct) | 48 | 148 | 32 | 1 | 4 | 233 |
| Absconded | 1,045 | 4,069 | 2,820 | 70 | 1,822 | 9,826 |
| Incarcerated | 281 | 997 | 781 | 13 | 704 | 2,776 |
| Non-Reporting | 316 | 1,097 | 790 | 16 | 1,235 | 3,454 |
| Out to Other State | 173 | 860 | 1,734 | 33 | 1,486 | 4,286 |
| Unsupervised | 22 | 158 | 441 | 412 | 688 | 1,721 |
| Suspnd Imposition of Snt (SIS) | 306 | 1,543 | 1,786 | 228 | 7,086 | 10,949 |
| Sum: | 4,652 | 18,730 | 31,457 | 3,674 | 13,657 | 72,170 |

COMMUNITY SUPERVISION GAINS AND LOSSES - NOVEMBER 2025

| Supervision Events | | Parole | Probation | Pre-Trial | Suspended | Sum: |
|---------------------|---|--------|-----------|-----------|-----------|-------|
| Total Gains | Intakes | 573 | 734 | 17 | 158 | 1,482 |
| | Sanction Release from SSP | 87 | 5 | | 1 | 93 |
| | Total Gains | | | | | 1,575 |
| Total Losses | Revocations/or New ADC or CCC Sentence | 255 | 184 | 1 | 38 | 478 |
| | Sanction Incarceration SSP | 81 | 7 | | | 88 |
| | Terminations | 171 | 439 | 8 | 147 | 765 |
| | Total Losses | | | | | 1,331 |

SRT TASK FORCE REPORT - NOVEMBER 2025

| ARRESTS: | |
|---------------------------|-----|
| Absconders | 70 |
| Active Supervision | 28 |
| Collateral Arrests | 165 |
| SRT Total: | 83 |
| | |
| Task Force Total: | 180 |

| | |
|-----------------------------------|-----|
| SRT Plus Task Force Total: | 263 |
| | |
| Felony Charges | 415 |
| Misdemeanor Charges | 55 |
| Traffic Charges | 45 |
| Narcotics Arrests | 60 |

| CONFISCATIONS: | |
|---------------------------|-----------------|
| Marijuana | 3,907.68 Grams |
| Meth | 6,576.8 Grams |
| Herion | 0 Grams |
| Fentanyl | 0 Grams |
| Fentanyl | 0 Pills |
| Cocaine | 51,461.22 Grams |
| MDMA | 12 Grams |
| Prescription Pills | 39 Pills |
| Mushrooms | 10 Grams |
| Handguns | 7 |
| Rifles | 13 |
| Recovered Auto | 0 |
| Drug Paraphernalia | 46 items |
| Currency Seized | \$18,336.00 |

COMMUNITY SUPERVISION REVOCATIONS

Abscond & Return from Abscond By Supervision Types and Area
November 2025

| Area | Supervision Type | Absconded | Return From Absconder |
|----------------------------------|-----------------------------------|------------|-----------------------|
| Area 2-Mountain Home | Parole | 12 | 18 |
| Area 1-Fayetteville | | 14 | 17 |
| Area 4-Jonesboro | | 17 | 31 |
| Area 3-Searcy | | 30 | 24 |
| Area 12-Texarkana | | 24 | 29 |
| Area 7-Little Rock | | | 1 |
| Area 5-Fort Smith | | 34 | 43 |
| Area 11-Pine Bluff | | 33 | 39 |
| Area 8-Little Rock | | 71 | 68 |
| Area 6-Conway | | 34 | 22 |
| Area 10-Hot Springs | | 43 | 41 |
| ISC | | 7 | 1 |
| Total by Supervision Type | Parole | 319 | 334 |
| Area 2-Mountain Home | Probation | 19 | 14 |
| Area 1-Fayetteville | | 89 | 113 |
| Area 4-Jonesboro | | 41 | 56 |
| Area 3-Searcy | | 43 | 48 |
| Area 12-Texarkana | | 32 | 20 |
| Area 7-Little Rock | | 31 | 42 |
| Area 5-Fort Smith | | 10 | 5 |
| Area 11-Pine Bluff | | 27 | 22 |
| Area 6-Conway | | 32 | 22 |
| Area 10-Hot Springs | | 35 | 32 |
| Total by Supervision Type | Probation | 359 | 374 |
| Area 10-Hot Springs | Pre-Trial | 2 | |
| Total by Supervision Type | Pre-Trial | 2 | |
| Area 12-Texarkana | Suspended | | 1 |
| Total by Supervision Type | Suspended | | 1 |
| | TOTAL BY SUPERVISION EVENT | 680 | 709 |

REVOCATION HEARINGS

Parole Revocation Hearings and Outcomes November 2025

| Hearing Outcome | Laws and Technical | Laws Only | Technical Only | Total By Hearing Outcome |
|----------------------------------|--------------------|-----------|----------------|--------------------------|
| Administrative Revocation | | 48 | 1 | 49 |
| Deferred | 4 | 3 | | 7 |
| Reinstate | 13 | 5 | | 18 |
| Revoked | 29 | 6 | 3 | 38 |
| Waived | 129 | 21 | 13 | 163 |
| Total By Violation Type | 175 | 83 | 17 | 275 |

Note: Excludes SSP Sanction Hearings

| ACT 1029 HEARINGS HELD | Total |
|---------------------------|-------|
| Total # ACT 1029 Hearings | |

Note: Included in totals for Hearing Outcomes

| Mandatory MHO Hearings | Total |
|-------------------------------|-----------|
| Deferred | 3 |
| Reinstate | 4 |
| Revoked | 19 |
| Waived | 37 |
| Mandatory MHO Hearings | 63 |

SUPERVISION SANCTIONS

Supervision Sanction Hearings and Waivers

10/01/2025-10/31/2025

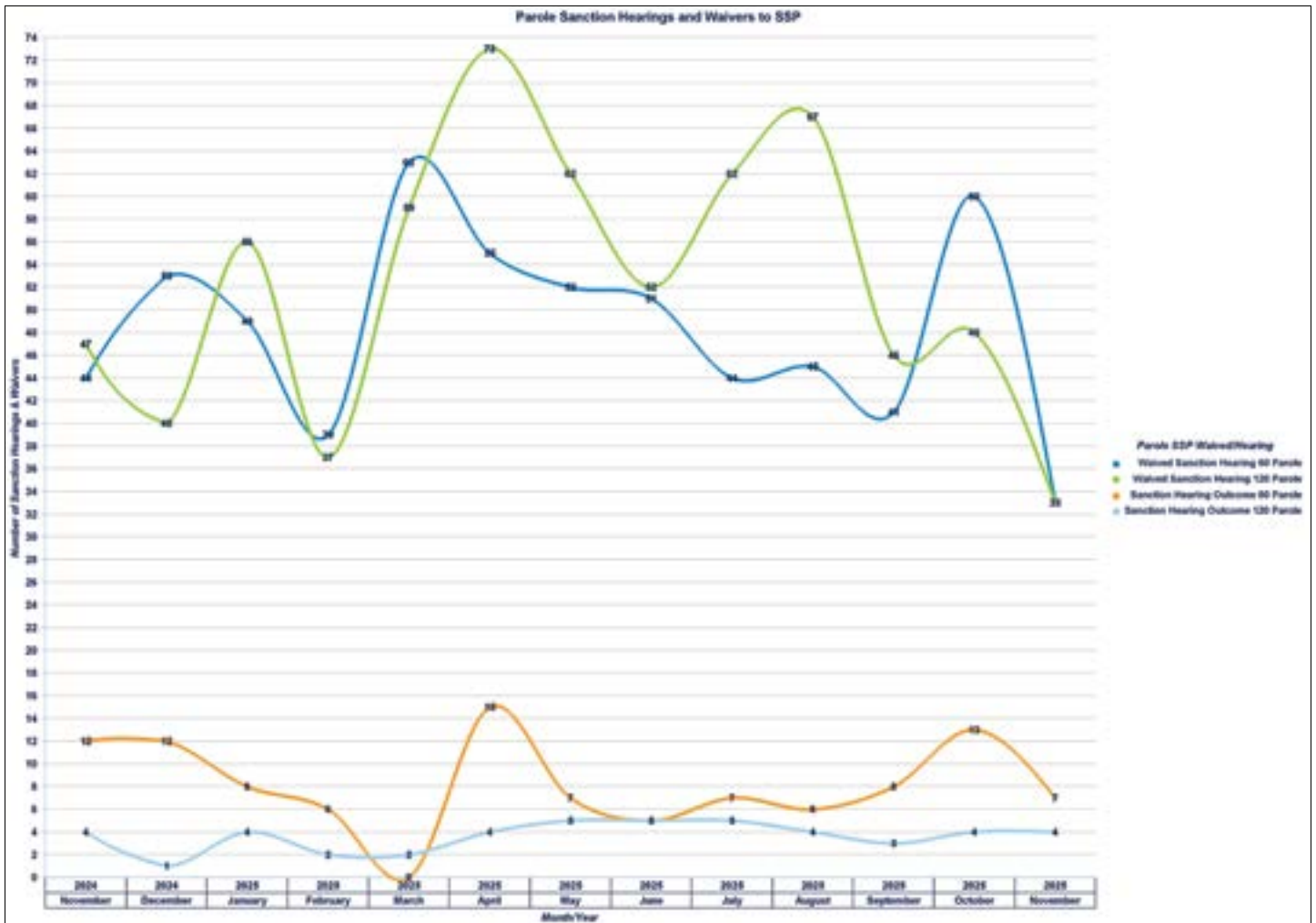
| Sanction Hearing Outcome | Sanction Hearing Type | Parole | Probation | Sum: |
|-------------------------------------|-------------------------|-----------|-----------|-----------|
| Sanction Hearing Outcome 60 Parole | Sanction Hearing | 7 | | 7 |
| Sanction Hearing Outcome 120 Parole | | 4 | | 4 |
| Totals: | Sanction Hearing | 11 | | 11 |

| | | | | |
|---------------------------------------|--------------------------------|-----------|----------|-----------|
| Waived Sanction Hearing 60 Parole | Waived Sanction Hearing | 33 | | 33 |
| Waived Sanction Hearing 90 Probation | | | 2 | 2 |
| Waived Sanction Hearing 120 Parole | | 33 | | 33 |
| Waived Sanction Hearing 180 Probation | | | 5 | 5 |
| Totals: | Waived Sanction Hearing | 66 | 7 | 73 |

| | | | | |
|--|------------------------|-----------|----------|-----------|
| | Overall Totals: | 77 | 7 | 84 |
|--|------------------------|-----------|----------|-----------|

Note: SSP lengths for parolees only were changed in December 2021.

PAROLE SANCTION HEARINGS AND WAIVERS TO SSP



COMMUNITY SUPERVISION DRUG TESTING

**Regular Probation and Parole
Positive Tests During November 2025**

Offender Urine Tests Administered this Period: 6,894
Number of Offenders Testing Positive: 2,022

| Drug Tested | Count |
|---------------------------|-------|
| THC/Marijuana | 1,223 |
| Methamphetamines | 1,110 |
| Amphetamines | 709 |
| Cocaine | 116 |
| Buprenorphine (Suboxone) | 88 |
| Ethyl Glucuronide/Alcohol | 85 |
| Benzodiazepines | 114 |
| Ecstasy (MDMA) | 31 |
| Oxycodone | 41 |
| Methadone | 19 |
| Opiates | 51 |
| Fentanyl | 15 |
| Tramadol | 6 |
| Barbiturates | 5 |
| Morphine/Opiates | 8 |
| Morphine | 6 |
| Propoxyphene | 5 |
| K2 (SPICE) | 7 |
| Hydrocodone | 6 |
| Creatinine | 3 |
| Heroin | 3 |
| Prescription Abuse | 0 |
| Cotinine (Nicotine) | 1 |
| Inhalants | 1 |
| Kratom | 6 |
| LSD | 1 |
| Other Hallucinogens | 1 |
| PCP | 1 |
| pH | 0 |
| Total | 3,662 |

**Drug Courts
Positive Tests During November 2025**

Offender Urine Tests Administered this Period: 6,201
Number of Offenders Testing Positive: 238

| Drug Tested | Count |
|---------------------------|-------|
| Buprenorphine (Suboxone) | 378 |
| Methamphetamines | 147 |
| THC/Marijuana | 158 |
| Amphetamines | 143 |
| Benzodiazepines | 73 |
| Ethyl Glucuronide/Alcohol | 52 |
| Cocaine | 33 |
| Methadone | 42 |
| Oxycodone | 37 |
| Ecstasy (MDMA) | 47 |
| Fentanyl | 27 |
| Opiates | 1 |
| Morphine/Opiates | 41 |
| Barbiturates | 2 |
| Propoxyphene | 1 |
| Tramadol | 30 |
| Heroin | 22 |
| K2 (SPICE) | 22 |
| Creatinine | 3 |
| Kratom | 0 |
| LSD | 1 |
| Other Hallucinogens | 0 |
| PCP | 0 |
| Cotinine (Nicotine) | 0 |
| Hydrocodone | 0 |
| Inhalants | 0 |
| Morphine | 0 |
| pH | 0 |
| Prescription Abuse | 0 |
| Total | 1,261 |

**Specialty Courts
Positive Tests During November 2025**

Offender Urine Tests Administered this Period: 237
Number of Offenders Testing Positive: 14

| Drug Tested | Count |
|---------------------------|-------|
| Methamphetamines | 5 |
| Amphetamines | 5 |
| THC/Marijuana | 9 |
| Ethyl Glucuronide/Alcohol | 6 |
| Cocaine | 0 |
| Barbiturates | 0 |
| Ecstasy (MDMA) | 1 |
| Fentanyl | 0 |
| Methadone | 0 |
| Oxycodone | 0 |
| Buprenorphine (Suboxone) | 0 |
| K2 (SPICE) | 0 |
| Kratom | 0 |
| Morphine/Opiates | 3 |
| PCP | 0 |
| Propoxyphene | 0 |
| Tramadol | 0 |
| Benzodiazepines | 0 |
| Total | 29 |

