



DIVISION OF COMMUNITY CORRECTION BOARD REPORT

August 2025

Jim Cheek
Director



COMMUNITY SUPERVISION AREA HIGHLIGHTS:

AREA 1

On July 30, 2025, I, DEA Task Force Officer/Agent Craig Foreman of the Arkansas Department of Corrections – Division of Community Correction, Community Supervision Services, Area 1 (Benton County), participated in an operational briefing alongside personnel from the Drug Enforcement Administration (DEA) and the Benton County Special Operations Unit. The briefing pertained to a planned narcotics enforcement operation targeting Kristina NORRIS (DOB: 09/28/1983), suspected of involvement in the sale and distribution of methamphetamine in the Northwest Arkansas region. The DEA had developed actionable intelligence indicating NORRIS's involvement in narcotics trafficking. As part of the investigation, multiple controlled purchases of methamphetamine were successfully conducted using a confidential source (CS). Based on this intelligence, a judicially authorized tracking warrant was obtained, and a GPS tracking device was installed on NORRIS's vehicle. Following the installation, Agents began monitoring NORRIS's movements in real-time. An operational plan was developed to conduct an additional controlled buy, followed by a traffic stop on NORRIS while she was en route to the transaction. On the day of the operation, the tracking system indicated that NORRIS was located at a residence in Fayetteville, Arkansas. Prior to finalizing the time of the controlled purchase, Agents initiated surveillance on the residence. Communication between NORRIS and the CS confirmed a meeting time and location for the transaction—scheduled for 1500 hours in Cave Springs, Arkansas. At approximately 1445 hours, Agents observed NORRIS exit the residence and depart in her vehicle. She was followed by Agents, and a coordinated traffic stop was conducted by deputies from the Benton County Special Operations Unit in Lowell, Arkansas. NORRIS was taken into custody without incident for three counts of Delivery of a Controlled Substance (Felony). A search of NORRIS and her vehicle revealed 12.99 grams of methamphetamine. As a result, she was also charged with Possession of a Controlled Substance – Methamphetamine with Intent to Deliver (Felony). NORRIS was transported to the Benton County Detention Center without further incident. A federal indictment will be pursued pending charging decisions by the United States Attorney's Office for the Western District of Arkansas.

AREA 2

On July 15, Agents Charles Slater and Bobby Hicks assisted

Immigration & Customs Enforcement Agent Christopher Jarvis of the Fayetteville sub-office in locating and detaining a probationer determined to be an illegal immigrant from the United Kingdom. Matthew Cooney, PID# 364186, had traveled to the United States of America on a visa which expired in 2016. Cooney was taken into custody by ICE and transported to Fayetteville for questioning and detention.

AREA 3

Two new Community Supervision Officers began their employment with Area 3 in July 2025. Welcome to CSO Kevin Leffingwell who will be working at the Searcy office and CSO Luke Winters who will be working at the Lonoke office.

AREA 4

Jesse Page, PID 1119933

On 7/1/25, Page reported to the Paragould office for an office visit. He was questioned about how he got to the office and he said by Uber. We transported him to his residence where offender Kenneth West was found and arrested for possession of methamphetamine. We brought Page back to the office and discovered his vehicle on the far side of the parking lot with offender Hannah Weatherspoon in it. A search was conducted where I located a small rock-like object wrapped in paper inside of a plastic baggie. Paragould PD came to our location and took Page into custody, the substance tested positive for fentanyl and Page was charged with trafficking a controlled substance.

AREA 5

Area 5 Mena office was treated to lunch by the First United Methodist Church in Mena. What a great way to kickoff the Week! Community support is so appreciated

AREA 6

On 7/9/25, Agent Watson, Agent Robertson, and Agent Mendoza located 1.5 grams of methamphetamine on an offender while in the field.

AREA 7/8

ISP Agents received information that offender Riggs was at the Galaxy

AREA HIGHLIGHTS, continued:

Inn room 112. Officers from LRPD Narcotics detained Riggs when he arrived at room 112. Officers made contact with Rebekah Guy inside the room, and she was detained while the room was cleared. Both Riggs and Guy were mirandized and Ms. Guy stated there was a black bag on the bed that had some Fentanyl and syringes in it. There was nothing else found in the room and Riggs was released. Guy was transported to the southwest substation for questioning. Guy was charged with Trafficking Fentanyl and Possession of Drug Paraphernalia.

AREA 9

On 07/07/2025 - Agent Scoggins and O'Malley conducted a flight extradition to Honolulu, Hawaii to transport Level 3 Sex Offender Shaun Fleetwood ADC#153979 to Little Rock, AR.

AREA 10

07/16/2025: Agents Tiffani Childers and Jennifer Starkey conducted a home visit on Danielle Balding PID#: 0402923 for a transfer. Contact was made with Balding and Chad House PID#: 0377757. Both are on active supervision. We instructed both offenders to step outside the camper. Agent Starkey conducted a search of the camper, while Agent Childers stayed outside with the offenders. Agent Starkey located drug paraphernalia and suspected drugs and contacted the HSCSO. Det. Baker and Det. Finney came to the residence and took the drugs and paraphernalia as evidence. Both House and Balding were placed in handcuffs and transported by a Deputy to the HSC jail pending charges. The owner of the property where the camper is located, stated that the camper would be moved today and no longer on his property. Approximately .70 grams of methamphetamine and 4.02 grams of fentanyl were seized.

AREA 11

At approximately 4:00 PM on 7/24/2025, AM McBroome was notified by AM Woolfolk that offender Da'Michael Perry (PID 393979) was in custody at the Area 7 Community Service Office. At approximately 5:00 PM, Agents Brooke Williams and Dustin Parker arrived at the Area 7 CSO to transport Perry to Dub Brassell Detention Center to be held on a Petition to Revoke No Bond warrant issued on 7/5/2025, issued by Judge Alex Gyunn. On the transport to DBDC, Agent Williams engaged with Perry and noted a deterioration in his speech and cognitive skills. He began to slur his words, his response times between answering Agent Williams questions became slower and slower, and he began to become more sluggish in his mobility. He had also begun to respond incoherently. Agent Williams questioned him as to anything he may have taken (he had previously admitted to Agent Williams he is an oxycodone addict), and he initially admitted to taking an half a Xanax given to him to his brother. He later admitted he had taken oxycodone and Percocet of unknown amounts prior to his arrival at the Area 7 CSO. At that point it was determined Perry would be transported to Jefferson Regional Medical Center (JRMC). Agent Williams had turned completely around in the car seat in order to continuously monitor Perry's condition. At approximately the Hensley exit on I530 South, Perry began to lose consciousness. Agent Williams instructed Agent Parker to go faster and turn on the caution lights. At approximately the East End exit on I530 South, Agent Williams then observed a foamy, bubbly substance coming from Perry's mouth. Agent Williams instructed Agent Parker to pull over, and he did so

at the end of the off-ramp of the East End exit on I530 South. Agent Williams immediately retrieved Narcan, and 1 dose was administered, but Perry remained unresponsive. The foamy, bubbly substance continued to come from Perry's mouth, thus a second dose of Narcan was administered by Agent Williams. Perry then began choking, so he was removed from the car and placed into a recovery position, and he was monitored continuously (breathing, pulse, further choking, etc.) until First Responders arrived to the scene. Saline County Fire & Rescue were the first to the scene, and they took over treatment of Perry. Two additional doses of Narcan were administered to Perry before he gained consciousness. Perry was transported to JRMC by Saline County Pafford Ambulance Service, and escorted by Agents Williams and Parker. Prior to being loaded into the ambulance, Perry was instructed by Agent Williams to report to Pine Bluff CSO upon his release from JRMC. He was given contact information and our names to contact us upon his release if he could not make it to the PB CSO. Perry was released at approximately 12:00 AM, and he remained at JRMC until he was transported to the PB CSO office at approximately 9:00 AM. Upon reporting, he thanked both Agents Williams and Parker for saving his life. The Petition to Revoke warrant is being recalled in order for him to enter in-patient treatment at Natural State Recovery Center in North Little Rock. He was transported on 7/25/2025 by Agents Williams and Parker to the facility to be admitted for in-patient treatment.

AREA HIGHLIGHTS, continued:

ISP ARREST

Officer	Number of Arrest
Autumn Hamrick	5
Brittney Cathey	5
Chad Hale	17
Douglas Johnson	1
Richard Perry	1
Ryan Gordon	8
Total Arrest	37

PROMOTIONS

Area 6

- Community Supervisor Officer I - Anna C. Pope

NEW HIRES

Area 3

- Community Supervisor Officer I - Luke A. Winters

Area 9

- Administrative Specialist - Brooke L. Fatherree

TREATMENT:

2,037 probationers and parolees were served in the general Substance Use Disorder Treatment programs. Another 1,510 participants were served in the Drug Court Treatment programs, bringing the total served to 3,547 for the month.

REENTRY PROGRAM:

REENTRY FACILITIES:

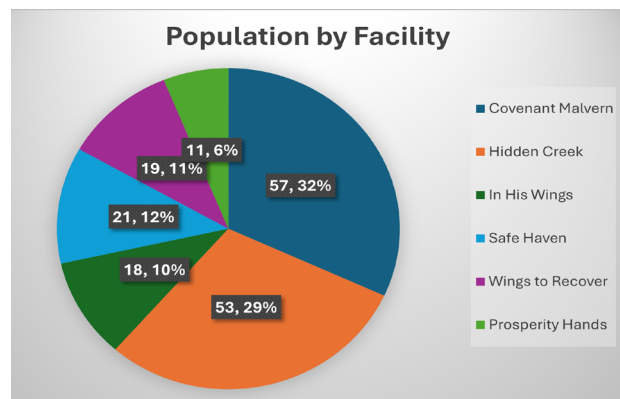
As of July 31, ACC had six licensed Reentry Facilities with 179 total residents in Phases I-IV of the Reentry program. Since the program began, there have been 3,477 individuals who have successfully completed and graduated from the program. During the month, eleven (11) residents completed CRC, and one (1) resident enrolled in GED. A total of twenty eight (28) Reentry Facility residents received their driver's license, thirty six (36) received an ID card, thirty four (34) received their Social Security Cards and twenty two (22) received birth certificates.

REENTRY PROGRAM CONTINUED:

REENTRY OFFICERS:

In July, 143 Reentry residents was reported to be employed and 15 residents were reported to be ineligible for employment at this time. Reentry Officers reported fifteen(15) education referrals, which resulted in enrollments.

Reentry Officers conducted 193 reentry facility office visits, 164 Phase IV office visits, 35 Phase IV home visits and 46 pre-parole plan verifications. Reentry Officers made 38 community contacts within their assigned area during the month and conducted 82 office visits in their area. There was three (3) Good Grid classes conducted across the state with ten (10) referrals and twelve (12) in attendance. Two (2) job fairs were held with 10 referrals and 15 in attendance.



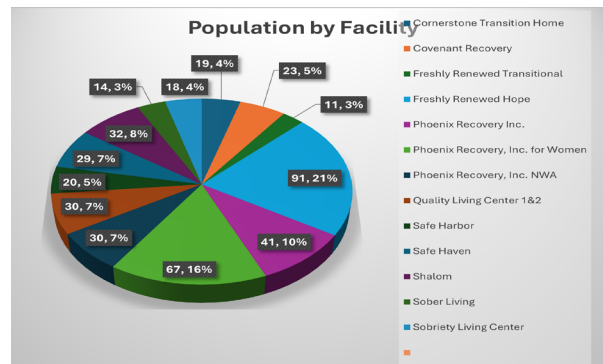
TRANSITIONAL HOUSING:

There are 14 licensed vendor facilities with 544 beds (407 DOC funded) in the facilities. Within the transitional facilities, there are 206 residents who have obtained full-time employment. In July, 255 residents who previously received their GED or high school diploma.

During the month, there were 31 registered sex offenders living in transitional facilities.

A total of 27 residents received their driver's license, 108 received an ID card, 118 received their Social Security card and 18 received birth certificates. Through new community partnerships, one (1) was enrolled in GED.

A total of 62 residents graduated from the Transitional Housing program, 21 absconded and 13 were dismissed.



SEX OFFENDER ASSESSMENT

Assessments Completed:

Risk Level	July	September 1999 through July 2025
Level 1	31	1,327
Level 2	93	10,162
Level 3	47	8,355
Level 4	4	765
Default 3	7	*
Total	182	20,609

*Default Level 3's are included in the total number of Level 3's to date.

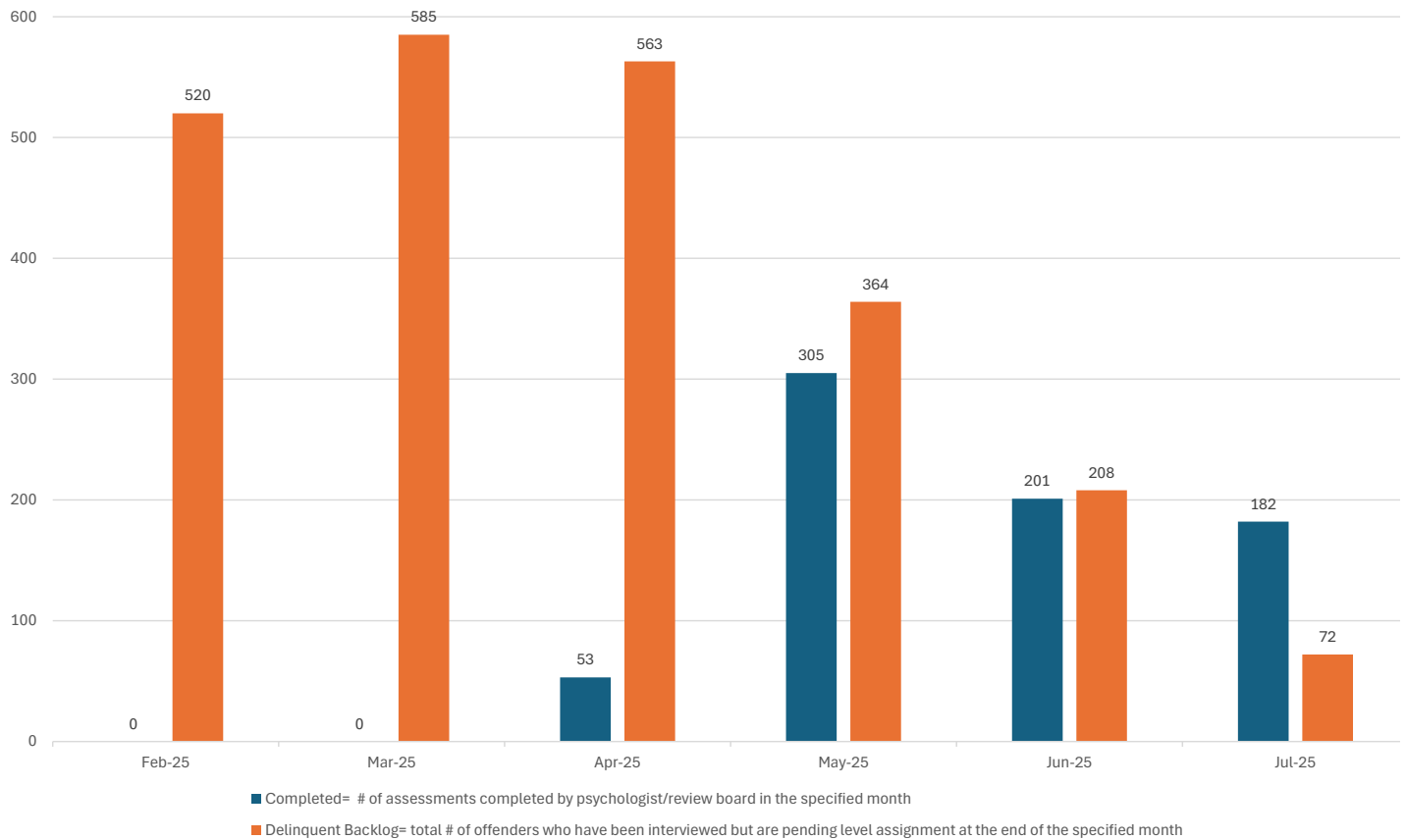
ACIC Numbers:

The total number of sex offenders registered from September 1999 through July 2025:

Compliant	8,853
Delinquent	1,772
Confined	4,175
Out-of-State	4,654
Address Unknown	131
Deported	205
Incapacitated	156
Out of USA	104
Total	20,051

Consistent with current Arkansas law, deceased offenders no longer remain on the registry.

SOCNA Assessments



*no data shown on completed assessments due to values being zero in February and March 2025.

COMMUNITY SUPERVISION FEE COLLECTIONS AND WAIVERS - JULY 2025 – Page 1

	Jul-24	Aug-24	Sep-24	Oct-24	Nov-24	Dec-24	Jan-25	Feb-25	Mar-25	Apr-25	May-25	Jun-25	Jul-25
Area 1 - Fayetteville													
Fees Possible	163,170	164,500	168,840	168,875	168,280	169,190	168,000	170,380	173,215	173,985	176,470	177,100	177,030
Fees Collected	140,663	159,073	139,438	165,606	141,707	146,702	159,970	163,737	185,146	156,862	151,729	142,400	159,445
% Collected	86%	97%	83%	98%	84%	87%	95%	96%	107%	90%	86%	80%	90%
% Paying Offenders	47%	52%	45%	52%	47%	48%	52%	51%	55%	50%	49%	45%	49%
% Employed	88%	87%	88%	84%	88%	88%	88%	87%	87%	88%	88%	89%	89%
Fees Converted	4,444	7,167	5,379	6,592	4,791	5,918	8,979	6,438	8,498	5,049	4,120	6,276	8,091
% Converted	3%	4%	3%	4%	3%	3%	5%	4%	5%	3%	2%	4%	5%
Fees Waived	3,815	4,025	4,060	3,745	3,465	3,710	3,535	3,710	4,305	4,375	4,410	4,445	4,095
% Waived	2%	2%	2%	2%	2%	2%	2%	2%	2%	3%	2%	3%	2%
Area 2 - Mountain Home													
Fees Possible	95,760	95,165	95,200	96,005	95,305	94,395	92,365	93,205	93,625	93,660	92,645	92,645	92,400
Fees Collected	88,673	93,505	87,434	102,237	83,175	87,634	85,100	89,784	98,960	92,712	86,891	77,761	85,668
% Collected	93%	98%	92%	106%	87%	93%	92%	96%	106%	99%	94%	84%	93%
% Paying Offenders	57%	59%	55%	61%	55%	56%	57%	57%	59%	58%	56%	51%	54%
% Employed	85%	85%	85%	77%	83%	83%	84%	83%	83%	83%	85%	85%	85%
Fees Converted	2,904	1,097	1,515	2,602	1,876	2,129	1,884	2,871	2,373	2,407	1,185	2,318	1,205
% Converted	3%	1%	2%	3%	2%	2%	2%	3%	3%	3%	1%	3%	1%
Fees Waived	1,645	1,995	1,785	1,785	1,820	1,610	1,470	1,435	1,260	1,575	1,435	1,470	1,435
% Waived	2%	2%	2%	2%	2%	2%	2%	2%	1%	2%	2%	2%	2%
Area 3 - Searcy													
Fees Possible	117,460	115,745	116,760	117,600	118,895	120,470	121,205	119,350	119,210	119,245	120,085	121,310	120,505
Fees Collected	105,134	114,930	100,426	110,809	101,200	103,983	112,781	119,026	123,538	108,634	103,425	97,575	106,333
% Collected	90%	99%	86%	94%	85%	86%	93%	100%	104%	91%	86%	80%	88%
% Paying Offenders	51%	55%	50%	54%	48%	48%	51%	52%	54%	51%	50%	46%	49%
% Employed	78%	78%	78%	79%	79%	77%	77%	77%	78%	78%	78%	79%	80%
Fees Converted	4,231	4,073	2,019	5,079	3,985	5,778	4,817	5,766	5,665	4,167	3,957	5,638	6,601
% Converted	4%	4%	2%	4%	3%	5%	4%	5%	5%	3%	3%	5%	5%
Fees Waived	3,920	4,270	3,955	4,025	4,165	3,955	4,305	4,725	4,900	5,215	5,145	5,215	5,075
% Waived	3%	4%	3%	3%	4%	3%	4%	4%	4%	4%	4%	4%	4%
Area 4 - Jonesboro													
Fees Possible	109,690	109,340	108,710	109,585	111,160	110,495	109,760	108,675	109,410	108,745	110,495	110,460	109,025
Fees Collected	94,256	99,872	83,528	98,163	86,989	87,136	98,899	99,966	103,487	91,608	87,154	82,221	91,274
% Collected	86%	91%	77%	90%	78%	79%	90%	92%	95%	84%	79%	74%	84%
% Paying Offenders	48%	51%	46%	52%	46%	46%	50%	49%	52%	47%	46%	43%	47%
% Employed	80%	80%	79%	75%	79%	78%	77%	78%	78%	77%	77%	79%	79%
Fees Converted	6,418	10,568	5,823	4,043	4,915	6,815	8,097	6,036	6,430	6,133	6,991	6,516	6,518
% Converted	6%	10%	5%	4%	4%	6%	7%	6%	6%	6%	6%	6%	6%
Fees Waived	6,860	7,140	6,825	6,545	6,685	6,860	6,825	7,910	7,805	7,805	7,910	8,050	8,050
% Waived	6%	7%	6%	6%	6%	6%	6%	7%	7%	7%	7%	7%	7%
Area 5 - Fort Smith													
Fees Possible	102,690	101,815	100,870	100,345	100,485	101,115	99,365	98,525	99,435	99,260	100,450	100,520	99,085
Fees Collected	92,914	98,011	82,693	101,303	81,076	84,391	88,874	100,324	101,028	86,640	82,475	77,613	87,303
% Collected	90%	96%	82%	101%	81%	83%	89%	102%	102%	87%	82%	77%	88%
% Paying Offenders	51%	55%	48%	57%	47%	48%	50%	54%	54%	50%	48%	44%	50%
% Employed	83%	83%	83%	78%	82%	81%	80%	81%	79%	79%	80%	81%	82%
Fees Converted	4,813	5,286	4,840	6,550	4,287	7,396	4,995	6,697	6,702	6,897	6,226	5,361	7,370
% Converted	5%	5%	5%	7%	4%	7%	5%	7%	7%	7%	6%	5%	7%
Fees Waived	3,745	4,410	4,025	3,885	4,200	4,585	4,200	4,410	4,375	4,410	4,795	4,900	5,355
% Waived	4%	4%	4%	4%	4%	5%	4%	4%	4%	4%	5%	5%	5%
Area 6 - Conway													
Fees Possible	93,625	94,710	95,270	94,815	96,110	97,230	96,530	97,160	97,930	97,825	98,280	98,455	97,300
Fees Collected	89,062	85,981	73,589	100,422	81,770	90,063	89,345	96,599	99,798	89,697	81,550	84,581	92,652
% Collected	95%	91%	77%	106%	85%	93%	93%	99%	102%	92%	83%	86%	95%
% Paying Offenders	54%	54%	47%	59%	50%	52%	52%	53%	54%	52%	49%	49%	53%
% Employed	80%	78%	79%	77%	79%	77%	77%	77%	78%	78%	79%	79%	79%
Fees Converted	2,373	2,188	2,143	2,805	1,732	2,437	2,863	2,317	4,776	2,633	2,665	2,457	3,068
% Converted	3%	2%	2%	3%	2%	3%	3%	2%	5%	3%	3%	2%	3%
Fees Waived	2,800	2,905	2,940	3,290	3,465	3,395	3,395	3,640	3,780	3,815	3,885	4,410	4,305
% Waived	3%	3%	3%	3%	4%	3%	4%	4%	4%	4%	4%	4%	4%
Area 7 - LR Probation													
Fees Possible	134,190	131,005	132,370	135,835	138,670	136,955	139,790	138,810	138,600	139,510	143,185	145,180	144,130
Fees Collected	106,752	106,806	107,748	115,611	101,151	105,749	101,445	109,271	120,279	114,015	103,375	95,845	104,462
% Collected	80%	81%	81%	85%	73%	77%	72%	78%	86%	81%	72%	66%	72%
% Paying Offenders	42%	43%	43%	44%	38%	40%	37%	38%	41%	40%	37%	33%	37%
% Employed	81%	81%	81%	80%	80%	80%	79%	79%	79%	79%	78%	79%	79%
Fees Converted	682	935	1,001	1,254	1,199	574	3,171	2,412	4,094	2,855	1,855	4,658	2,821
% Converted	1%	1%	1%	1%	1%	0%	2%	2%	3%	2%	1%	3%	2%
Fees Waived	5,880	5,915	5,635	5,845	6,370	7,210	7,245	7,595	7,630	7,770	7,805	8,365	8,505
% Waived	4%	5%	4%	4%	5%	5%	5%	5%	6%	6%	5%	6%	6%



COMMUNITY SUPERVISION FEE COLLECTIONS AND WAIVERS - JULY 2025 – Page 2

	Jul-24	Aug-24	Sep-24	Oct-24	Nov-24	Dec-24	Jan-25	Feb-25	Mar-25	Apr-25	May-25	Jun-25	Jul-25
Area 8 - LR Parole													
Fees Possible	76,405	76,580	77,035	78,575	79,065	79,415	79,030	78,925	78,925	78,610	78,995	76,930	76,545
Fees Collected	62,018	64,128	59,261	66,110	62,143	63,405	58,720	66,455	70,113	63,970	55,288	53,666	63,125
% Collected	81%	84%	77%	84%	79%	80%	74%	84%	89%	81%	70%	70%	82%
% Paying Offenders	44%	45%	44%	46%	43%	42%	40%	43%	46%	44%	39%	39%	43%
% Employed	80%	80%	80%	79%	78%	77%	77%	76%	78%	78%	78%	79%	80%
Fees Converted	4,868	4,593	4,895	3,988	4,046	4,621	5,318	5,811	6,358	4,390	6,562	4,124	3,770
% Converted	6%	6%	6%	5%	5%	6%	7%	7%	8%	6%	8%	5%	5%
Fees Waived	3,920	4,655	4,445	4,130	4,235	4,130	3,885	4,410	4,235	4,725	4,795	4,515	4,200
% Waived	5%	6%	6%	5%	5%	5%	5%	6%	5%	6%	6%	6%	5%
Area 9 - Texarkana													
Fees Possible	101,885	102,130	103,390	102,305	103,250	103,775	103,110	104,335	105,665	106,155	107,065	106,750	106,225
Fees Collected	84,547	90,260	85,379	98,690	83,115	87,448	90,348	96,101	101,292	89,921	82,587	82,992	92,868
% Collected	83%	88%	83%	96%	80%	84%	88%	92%	96%	85%	77%	78%	87%
% Paying Offenders	46%	47%	46%	52%	44%	46%	47%	47%	48%	46%	44%	43%	46%
% Employed	78%	78%	77%	83%	78%	77%	76%	76%	76%	77%	78%	78%	78%
Fees Converted	5,420	8,634	5,510	8,249	3,315	4,329	5,951	4,166	4,040	6,736	5,494	6,404	7,506
% Converted	5%	8%	5%	8%	3%	4%	6%	4%	4%	6%	5%	6%	7%
Fees Waived	3,185	3,360	3,115	3,220	3,290	3,185	2,870	2,800	2,695	2,590	2,730	2,800	2,800
% Waived	3%	3%	3%	3%	3%	3%	3%	3%	3%	2%	3%	3%	3%
Area 10 - Hot Springs													
Fees Possible	119,875	119,490	118,755	119,420	118,930	120,610	119,385	118,440	117,040	118,580	118,230	118,230	118,825
Fees Collected	105,822	108,362	97,939	116,104	93,100	105,525	112,647	111,675	113,803	107,892	95,535	92,783	103,101
% Collected	88%	91%	82%	97%	78%	87%	94%	94%	97%	91%	81%	78%	87%
% Paying Offenders	51%	53%	49%	55%	47%	50%	51%	49%	52%	50%	47%	44%	47%
% Employed	80%	80%	80%	88%	80%	79%	78%	79%	80%	80%	81%	81%	81%
Fees Converted	3,157	4,964	3,911	5,211	5,535	6,160	5,816	5,126	5,211	3,421	4,815	4,562	3,977
% Converted	3%	4%	3%	4%	5%	5%	5%	4%	4%	3%	4%	4%	3%
Fees Waived	8,575	8,015	7,560	7,875	7,665	7,455	7,350	7,385	7,770	7,840	7,665	8,260	8,715
% Waived	7%	7%	6%	7%	6%	6%	6%	6%	7%	7%	6%	7%	7%
Area 11 - Pine Bluff													
Fees Possible	99,330	99,470	100,345	100,555	100,380	101,325	102,060	104,370	105,630	105,560	106,855	106,295	107,310
Fees Collected	99,058	91,909	84,848	100,914	83,962	92,189	92,882	103,400	104,830	96,561	88,457	89,218	92,997
% Collected	100%	92%	85%	100%	84%	91%	91%	99%	99%	91%	83%	84%	87%
% Paying Offenders	60%	58%	53%	60%	52%	53%	52%	55%	56%	55%	50%	50%	51%
% Employed	75%	76%	75%	79%	74%	76%	74%	74%	73%	74%	75%	75%	75%
Fees Converted	6,743	3,985	5,887	6,271	4,131	6,526	6,138	6,868	8,396	5,680	4,884	8,009	10,005
% Converted	7%	4%	6%	6%	4%	6%	6%	7%	8%	5%	5%	8%	9%
Fees Waived	3,395	3,500	3,430	3,360	3,325	3,080	3,185	3,990	3,955	4,270	4,130	3,955	4,060
% Waived	3%	4%	3%	3%	3%	3%	3%	4%	4%	4%	4%	4%	4%
Grand Total													
Fees Possible	1,214,080	1,209,950	1,217,545	1,223,915	1,230,530	1,234,975	1,230,600	1,232,175	1,238,685	1,241,135	1,252,755	1,253,875	1,248,380
Fees Collected	1,068,898	1,112,836	1,002,283	1,175,971	999,387	1,054,226	1,091,011	1,156,337	1,222,273	1,098,513	1,018,465	976,654	1,079,228
% Collected	88%	92%	82%	96%	81%	85%	89%	94%	99%	89%	81%	78%	86%
% Paying Offenders	50%	52%	48%	53%	47%	48%	49%	50%	52%	49%	47%	44%	48%
% Employed	81%	81%	81%	80%	80%	80%	79%	79%	79%	80%	80%	81%	81%
Fees Converted	46,052	53,488	42,923	52,643	39,810	52,680	58,028	54,507	62,542	50,368	48,755	56,322	60,930
% Converted	4%	4%	4%	4%	3%	4%	5%	4%	5%	4%	4%	4%	5%
Fees Waived	47,740	50,190	47,775	47,705	48,685	49,175	48,265	52,010	52,710	54,390	54,705	56,385	56,595
% Waived	4%	4%	4%	4%	4%	4%	4%	4%	4%	4%	4%	4%	5%

- Fees Possible:** The amount of supervision fees that can be collected per active/electronic monitoring supervision status of offenders for that month only. Does not include annual, pre-trial, and SIS.
- Fees Collected:** Actual amount of money collected that can be deposited in Special Revenue fund. Please keep in mind the amount collected could include an offender that pays three months in advance.
- Fees Converted:** Amount not included in Fees Collected. Represents the amount of money lost by conversions. If this money were collected instead of converted, it would be added to Fees Collected.
- Fees Waived:** Amount not included in Fees Collected. Represents the amount of money lost by waivers. If this money were collected instead of waived, it would be added to Fees Collected.

COMMUNITY SUPERVISION POPULATION

Active:

Includes current status of Active, Abscond and Electronic Monitoring

Inactive:Includes current status of Non Reporting, Unsupervised, SIS
(Suspended Imposition of Sentence), Incarcerated and Out to Other State

Area #	AREA	Active (including Abscond)	Inactive	TOTAL
Area 1	Fayetteville	7,290	3,775	11065
Area 2	Mountain Home	3,231	939	4170
Area 3	Searcy	4,539	1,725	6264
Area 4	Jonesboro	4,291	2,746	7037
Area 5	Fort Smith	3,773	4,528	8301
Area 6	Conway	3,453	1,277	4730
Area 7	Little Rock-Probation	4,967	1,506	6473
Area 8	Little Rock-Parole	3,550	618	4168
Area 9	Texarkana	4,074	1,664	5738
Area 10	Hot Springs	5,089	1,212	6301
Area 11	Pine Bluff	4,565	1,081	5646
ISC	C.O. Interstate Compact	42	1,903	1945
	Statewide Totals by Status	48864	22974	71838

COMMUNITY SUPERVISION POPULATION

Statewide Totals by Current Supervision Status as of July 31, 2025

Area #	AREA	Active (including Abscond)			Inactive				Suspd Imposition of Snt (SIS)	OVERALL TOTALS PER AREA
		Active (Direct Supv)	Electronic Monitoring (Direct)	Absconded	Incarcerated	Non-Reporting	Out to Other State	Unsupervised		
Area 1	Fayetteville	5,526	57	1,707	544	606	838	462	1,325	11065
Area 2	Mountain Home	2,776	11	444	155	195	184	71	334	4170
Area 3	Searcy	3,670	11	858	309	205	255	280	676	6264
Area 4	Jonesboro	3,377	17	897	269	322	218	140	1,797	7037
Area 5	Fort Smith	3,115	36	622	188	322	118	182	3,718	8301
Area 6	Conway	2,902	5	546	220	196	128	46	687	4730
Area 7	Little Rock-Probation	4,247	5	715	321	514	105	29	537	6473
Area 8	Little Rock-Parole	2,520	51	979	115	231	3	129	140	4168
Area 9	Texarkana	3,146	23	905	324	282	345	75	638	5738
Area 10	Hot Springs	3,867	28	1,194	283	245	111	190	383	6301
Area 11	Pine Bluff	3,405	13	1,147	293	174	79	135	400	5646
ISC	C.O. Interstate Compact	8		34	4	55	1,843		1	1945
	Statewide Totals by Current Supervision Status	38559	257	10048	3025	3347	4227	1739	10636	71838

Total Active excluding Abscond
38816

Explanation for “Current Supervision Status”

Active Supervision:

Offender is currently on Active/Direct Supervision Status.

Electronic Monitoring:

Offender is currently on an Electronic Monitor.

Incarcerated:

Offender is currently incarcerated including the following:

- Parole Holds (in state and out-of-state)
- ACT 570 Holds
- County Jail (including possible new charges—felony or misdemeanors—or serving commitments for traffic fines, court commitments, etc).

Non Reporting:

Drug Court offender currently in a Community Correction Center for sanction or court commitment, on detainer (federal or ICE hold), out-of-state, in CCC Residential Treatment, nursing home, hospital, or Arkansas State Hospital.

Out-To-Other-State:

Offender supervised out of Arkansas through Interstate Compact.

Unsupervised:

Parolee whose earned Good Time has met the requirements for unsupervised parole, probationers who received Unsupervised Sentence (e.g., five-year probation sentence specified as 3 years supervised and an additional 2 years unsupervised probation; or an unsupervised probation sentence which is common for misdemeanor offenses (e.g., 1 year unsupervised probation term).

Suspended Imposition of Sentence (SIS):

Offender received a suspended term of supervision.

COMMUNITY SUPERVISION RISK LEVELS

Statewide Risk Levels by Caseload Types as of July 31, 2025

CURRENT RISK LEVELS	Parole	Probation	Drug Court	Hope Court	Mental Health Court	Veterans Court	Swift Courts	Pre Adjudicated	Pre Trial/ Drug Court	Pre Trial/ Pre-Adjudicated	Pre Trial/ Regular	Pre Trial/ Veterans Court	Suspended	Ext Sex Offender Supv	Totals
Maximum	1,827	1,481	125	7		31			2		1		335	2	3,811
Medium	7,758	9,966	965	54	15	50		1	1	15	11	1	1,558	2	20,397
Minimum	7,749	20,389	537	8	9	27	4	5	2	52	13		1,732	1	30,528
Annual Reporting	2,277	1,350	1										221		3,849
Unassigned	3,014	3,164	70	2	1	2			10		7	2	7,007		13,279
Sum:	22,625	36,350	1,698	71	25	110	4	6	15	67	32	3	10,853	5	71,864

CURRENT RISK LEVELS ASSIGNED EXPLANATION:

- Maximum- last risk level score as "High"
- Medium- last risk level score as "Medium"
- Minimum- last risk level score as "Low"
- Annual- identifies offenders that are supervised Annual Reporting
- Unassigned- no ARORA has been completed or offender is currently supervised as "Unsupervised" where the risk level was changed to unassigned

Statewide Risk Levels by Caseload Supervision Status as of July 31, 2025

RISK LEVELS BY CURRENT SUPERVISION STATUS	Maximum	Medium	Minimum	Annual Reporting	Unassigned	Sum:
Active (Direct Supv)	1,594	11,009	22,392	3,072	502	38,569
Electronic Monitoring (Direct)	55	160	39	2	3	259
Absconded	1,071	4,347	2,781	67	1,821	10,087
Incarcerated	304	1,210	715	16	758	3,003
Non-Reporting	294	1,107	755	18	1,174	3,348
Out to Other State	146	868	1,692	33	1,484	4,223
Unsupervised	25	169	448	421	679	1,742
Suspnd Imposition of Snt (SIS)	322	1,527	1,706	220	6,858	10,633
Sum:	3,811	20,397	30,528	3,849	13,279	71,864

COMMUNITY SUPERVISION GAINS AND LOSSES - JULY 2025

Supervision Events		Parole	Probation	Pre-Trial	Suspended	Sum:
Total Gains	Intakes	743	841	18	179	1,781
	Sanction Release from SSP	127	6			133
	Total Gains					1,914
Total Losses	Revocations/or New ADC or CCC Sentence	382	240	1	39	662
	Sanction Incarceration SSP	118	7			125
	Terminations	183	504	11	189	887
	Total Losses					1,674

SRT TASK FORCE REPORT - JULY 2025

ARRESTS:	
Absconders	45
Active Supervision	32
Collateral Arrests	157
SRT Total:	45
Task Force Total:	189

SRT Plus Task Force Total:	234
Felony Charges	298
Misdemeanor Charges	46
Traffic Charges	30
Narcotics Arrests	57

CONFISCATIONS:	
Marijuana	1,393.10 Grams
Meth	1,585.50 Grams
Herion	0 Grams
Fentanyl	0 Grams
Fentanyl	0 Pills
Cocaine	14,572.30 Grams
MDMA	0 Grams
Prescription Pills	199 Pills
Mushrooms	0 Grams
Handguns	12
Rifles	8
Recovered Auto	1
Drug Paraphernalia	15 items
Currency Seized	\$2,500.00

COMMUNITY SUPERVISION REVOCATIONS

Area	Supervision Type	Absconded	Return From Absconder
Area 2-Mountain Home	Parole	21	23
Area 3-Searcy		32	38
Area 6-Conway		28	23
Area 4-Jonesboro		23	37
Area 10-Hot Springs		65	78
Area 8-Little Rock		96	84
Area 5-Fort Smith		49	54
Area 11-Pine Bluff		53	65
Area 12-Texarkana		32	28
Area 1-Fayetteville		28	25
ISC		7	1
		2	
Total by Supervision Type	Parole	436	456
Probation			
Area 2-Mountain Home	Probation	19	16
Area 3-Searcy		85	113
Area 6-Conway		27	28
Area 4-Jonesboro		60	61
Area 10-Hot Springs		54	49
Area 5-Fort Smith		11	12
Area 11-Pine Bluff		37	39
Area 12-Texarkana		23	25
Area 7-Little Rock		78	67
Area 1-Fayetteville		156	131
Total by Supervision Type	Probation	550	541
Suspended			
Area 12-Texarkana	Suspended	1	1
Total by Supervision Type	Suspended	1	1
TOTAL BY SUPERVISION EVENT		987	998

REVOCATION HEARINGS

Parole Revocation Hearings and Outcomes July 2025

Hearing Outcome	Laws and Technical	Laws Only	Technical Only	Total By Hearing Outcome
Administrative Revocation		73		73
Deferred	6	4		10
Reinstate	5	6	1	12
Revoked	36	11	1	48
Waived	214	32	15	261
Total By Violation Type	261	126	17	404

Note: Excludes SSP Sanction Hearings

ACT 1029 HEARINGS HELD	Total
Deferred	4
Revoked	6
Waived	6
Total # ACT 1029 Hearings	16

Note: Included in totals for Hearing Outcomes

SUPERVISION SANCTIONS

Supervision Sanction Hearings and Waivers

07/01/2025-07/31/2025

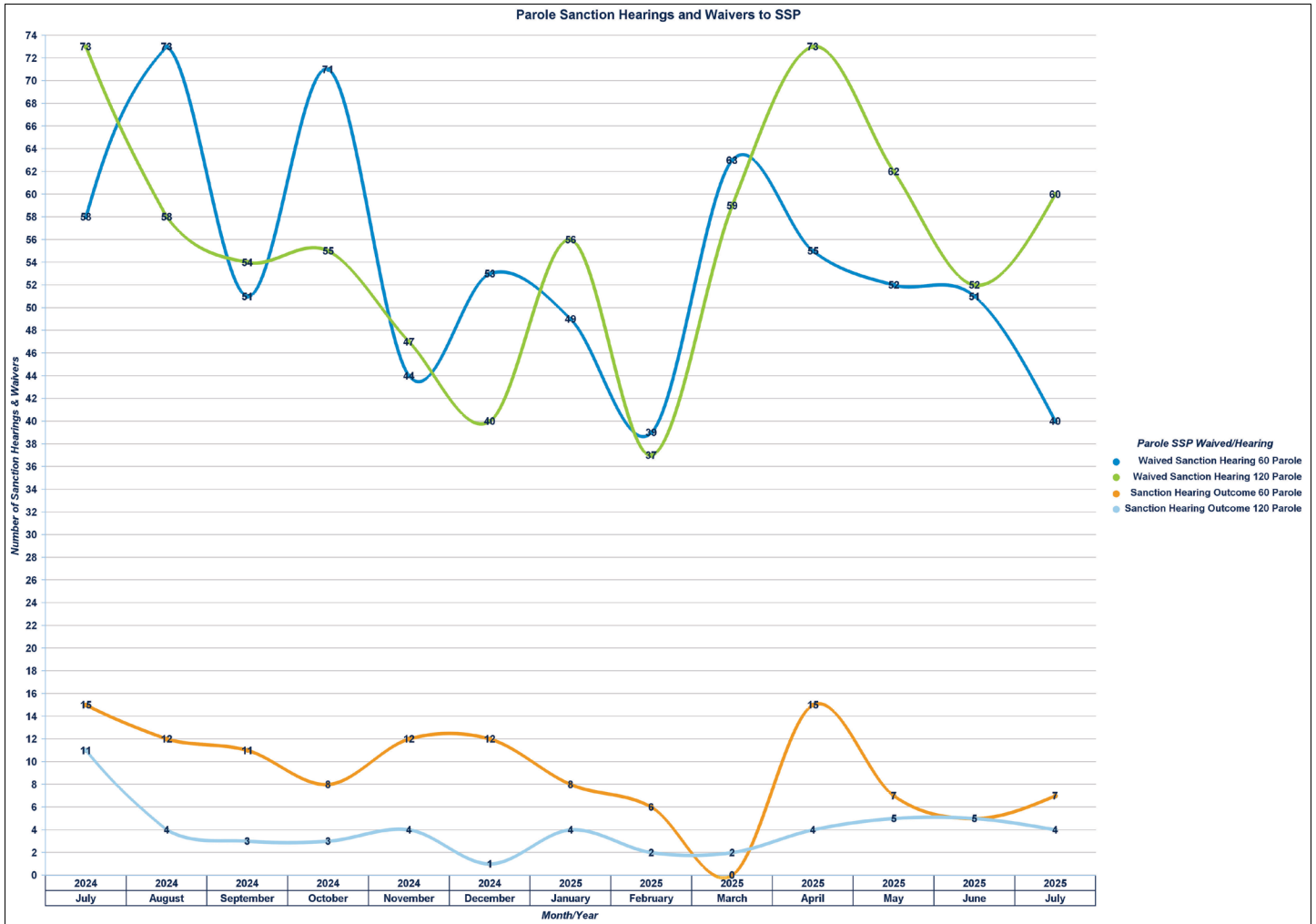
Sanction Hearing Outcome	Sanction Hearing Type	Parole	Probation	Sum:
Sanction Hearing Outcome 60 Parole	Sanction Hearing	7		7
Sanction Hearing Outcome 120 Parole		5		5
Sanction Hearing Outcome 180 Probation			1	1
Totals:	Sanction Hearing	12	1	13

Waived Sanction Hearing 60 Parole	Waived Sanction Hearing	42		42
Waived Sanction Hearing 90 Probation			6	6
Waived Sanction Hearing 120 Parole		62		62
Totals:	Waived Sanction Hearing	104	6	110

Overall Totals:		116	7	123
------------------------	--	------------	----------	------------

Note: SSP lengths for parolees only were changed in August 2021.

PAROLE SANCTION HEARINGS AND WAIVERS TO SSP



COMMUNITY SUPERVISION DRUG TESTING

**Regular Probation and Parole
Positive Tests During July 2025**

Offender Urine Tests Administered this Period: 8,887
Number of Offenders Testing Positive: 2,566

Drug Tested	Count
THC/Marijuana	1,656
Methamphetamines	1,363
Amphetamines	918
Cocaine	179
Buprenorphine (Suboxone)	158
Ethyl Glucuronide/Alcohol	153
Benzodiazepines	179
Ecstasy (MDMA)	68
Oxycodone	67
Methadone	41
Opiates	67
Fentanyl	19
Tramadol	21
Barbiturates	20
Morphine/Opiates	9
Morphine	16
Propoxyphene	18
K2 (SPICE)	6
Hydrocodone	6
Creatinine	4
Heroin	5
Prescription Abuse	3
Cotinine (Nicotine)	2
Inhalants	3
Kratom	3
LSD	2
Other Hallucinogens	3
PCP	2
pH	2
Total	4,993

**Drug Courts
Positive Tests During July 2025**

Offender Urine Tests Administered this Period: 6,894
Number of Offenders Testing Positive: 218

Drug Tested	Count
Buprenorphine (Suboxone)	399
Methamphetamines	189
THC/Marijuana	174
Amphetamines	171
Benzodiazepines	59
Ethyl Glucuronide/Alcohol	52
Cocaine	27
Methadone	33
Oxycodone	35
Ecstasy (MDMA)	40
Fentanyl	21
Opiates	11
Morphine/Opiates	20
Barbiturates	11
Propoxyphene	11
Tramadol	15
Heroin	14
K2 (SPICE)	14
Creatinine	5
Kratom	4
LSD	2
Other Hallucinogens	2
Total	1,309

**Specialty Courts
Positive Tests During July 2025**

Offender Urine Tests Administered this Period: 351
Number of Offenders Testing Positive: 35

Drug Tested	Count
Methamphetamines	13
Amphetamines	11
THC/Marijuana	19
Ethyl Glucuronide/Alcohol	6
Cocaine	3
Barbiturates	1
Ecstasy (MDMA)	1
Fentanyl	0
Methadone	1
Oxycodone	1
Buprenorphine (Suboxone)	0
K2 (SPICE)	0
Kratom	0
Morphine/Opiates	1
Opiates	0
PCP	0
Propoxyphene	0
Tramadol	0
Total	57

