



SHARED SERVICES BOARD REPORT

December 2025

Lindsay Wallace
Secretary



SHARED SERVICES UPDATE:

POLICY:

During the month of November, there were no secretarial directives issued.

LEGAL:

CLAIMS COMMISSION CASES:

New Claims Received - November 2025	26
Dismissed Claims - November 2025	18
Total Claims Active to Date	376
Amounts Paid - November 2025	\$0.00
Amounts Paid - YTD (June 25 - present)	\$3,451.00

PRISON RAPE ELIMINATION ACT (PREA):

PREA Report Line Data

November 2025:

Total Number of Calls Received	175
Total Number of Repeat Calls	29
Total Number of Calls with No Message	92*
Total Calls Referred for Reported PREA Issue	19**
Total Calls Referred for Non-PREA Issue	34**
Total Calls Referred due to Technical Failure	0***
Total Calls Referred to IAD	1****
No Referral (Test Calls)	1
Substantiated	0
Unsubstantiated	2
Unfounded	7
Ongoing	0
Already Investigated	4
Anonymous	3

*"Total Number of Calls with no Message" includes only the number of calls where an inmate could have left a message but hung up without saying anything.

**For "Total Calls Referred for Reported PREA Issue and Non-PREA Issue," the word "referred" indicates that calls were referred to the unit via phone call/email.

***"Total Calls Referred Due to Technical Failure" refers to the need to start recording the calls where an inmate couldn't leave a message because the recording device was full, or there was another technical failure.

****"Total Calls Referred to IAD" is calculated from eOMIS by the PREA Coordinator.

COMMUNICATIONS:

In November, the Communications Team fielded 416 constituent emails and 234 constituent phone calls. During the month of November a total of 3,998 appointments were scheduled. 200 of those were scheduled at a residential center.

SOCIAL MEDIA – At the end of November:

Facebook – 57,169 Followers

- Reach (number of people who saw content) – 481.7K
- Views - 2.3 Million
- Engagement (how people interact with the account – including reactions, comments, shares, and link clicks) – 21.2K
- New Followers –989
- Page Visits – 49.3K

X (Formerly Twitter) – 2,028 followers

Instagram – 787 followers

LinkedIn – 2,449 followers

YouTube – 140 subscribers

Citizen Inbox –

- ARDOC Friends and Families: 69,693 (up by 251 emails)
- AR DOC Media Advisories: 808 (up by 14 emails)
- AR DOC Prospective Employees: 4,713 (up by 27 emails)
- AR DOC Employees: 3,694 (up by 32 emails)

Website –

- Users – 69,012
- New Users – 53,309
- Page Views – 242,207
- Events on Website (page views, link clicks, etc.) – 675,518

ADMINISTRATIVE AND SHARED SERVICES:

PROCUREMENT UPDATE

In November 2025, Purchase Orders and Contracts in excess of \$10,000 amounted to \$1,044,744.81, broken down as follows:

- Division of Correction: \$482,470.47
- Division of Community Correction: \$386,650.00
- Shared Services: \$175,624.34

Of the total, \$80,952.24 was for Inmate/Resident Care and Custody-related items (food, shoes, clothing, etc.). A detailed chart is available on pages 9-10.

The cost of bulk fuel for the month of November totaled \$61,757.31. The average cost for bulk E-10 was \$2.18/gallon and the average cost for bulk diesel was \$2.68/gallon.

CURRENT OSP BIDS

- MQRS - Third Party Medical Review Auditor (RFP)
- Phillips County Meals (RFP)
- Farm Assessment (IFB)

RENEWED CONTRACTS

- ARG Aviation - Aerial Application @ EARU Farm
- Freshly Renewed Hope - Transitional
- Renu Life - Transitional
- Waste Connections - Waste Disposal @ North Central Unit
- Waste Pro - Waste Disposal @ Newport
- Wellpath - Amendment 2
- Wings to Recover - Reentry

BUDGET SECTION UPDATE:

ACT 715 –

- There were two (2) new accounts with a checking account balance of \$5,000 or more to report as of November 30, 2025, that were not from Work Release or Hobby Craft fund

HUMAN RESOURCES UPDATE:

WORKPLACE SAFETY

During the month of November, the modified version of the Health and Safety Plan for the **Division of Correction** was presented to four (4) Basic Training classes with a total of one hundred forty three (143) cadets in attendance.

HUMAN RESOURCES UPDATE, continued:

Incidents reported to the Company Nurse in November are as follows:

DIVISION OF CORRECTION	
November 2025	61
Total for CY2025	677

DIVISION OF COMMUNITY CORRECTION	
November 2025	3
Total for CY2025	55

BENEFITS

DIVISION OF CORRECTION	
FMLA request	52
FMLA approved	44
FMLA pending	0
FMLA denied	8
Catastrophic request	16
Catastrophic approved	8
Catastrophic pending	3
Catastrophic denied	5

DIVISION OF COMMUNITY CORRECTION	
FMLA request	7
FMLA approved	7
FMLA pending	0
FMLA denied	0
Catastrophic request	2
Catastrophic approved	1
Catastrophic pending	1
Catastrophic denied	0

POST-PRISON TRANSFER BOARD	
FMLA request	0
Catastrophic request	0

PHYSICAL ASSESSMENTS

A total of ninety (90) **Division of Correction** applicants were assessed in the month of November. Of those, eighty seven (87) personnel passed their physical assessments and three (3) did not pass.

EMPLOYMENT

The **Division of Correction** processed:

- 42 Non-Security applications
- 104 CO I applications

The number of Correctional Officers hired totaled 123.

The **Division of Community Correction** processed:

- 1 Non-Security application
- 2 Community Supervision Officer applications

HUMAN RESOURCES UPDATE, continued:

VACANCIES, HIRES, AND TERMINATIONS

NOVEMBER 2025

DIVISION OF CORRECTION	
Total Vacancies	609
New Hires	128
Terminations	105
Retirements	5
Grant Positions	7

DIVISION OF COMMUNITY CORRECTION	
Total Vacancies	68
New Hires	0
Terminations	2
Retirements	1
Grant Positions	10

DOC personnel attended the following Recruitment Events during November:

Date	Unit	Location
11/03/25	Varner Unit	Open Interviews
11/04/25	Newport Complex	Open Interviews
11/04/25	Cummins Unit	Open Interviews
11/04/25	Wrightsville Complex	Open Interviews
11/05/25	Ouachita River Unit	Open Interviews
11/05/25	Tucker Unit	Open Interviews
11/06/25	Grimes Unit	Open Interviews
11/06/25	Ouachita River Unit	Open Interviews
11/07/25	Larry B. Norris Unit	Open Interviews
11/07/25	McPherson Unit	Open Interviews
11/10/25	Grimes Unit	Open Interviews
11/13/25	McPherson Unit	Open Interviews
11/13/25	Larry B. Norris Unit	Open Interviews
11/14/25	Larry B. Norris Unit	Open Interviews
11/17/25	Larry B. Norris Unit	Cabot High School
11/17/25	Grimes Unit	Open Interviews
11/17/25	Cummins Unit	Open Interviews
11/17/25	Tucker Unit	Open Interviews
11/18/25	Grimes Unit	Open Interviews
11/18/25	Tucker Unit	Open Interviews
11/19/25	Grimes Unit	Open Interviews
11/19/25	Tucker Unit	Open Interviews
11/19/25	Randall L. Williams Unit	Open Interviews
11/20/25	Newport Complex	Newport High School
11/20/25	Tucker Unit	Open Interviews
11/20/25	Ouachita River Unit	Open Interviews
11/21/25	CACCC	Open Interviews
11/24/25	Newport Complex	Open Interviews
11/25/25	Varner Unit	Open Interviews
11/25/25	Delta Regional Unit	Open Interviews
11/25/25	Tucker Unit	Open Interviews
11/26/25	Newport Complex	Open Interviews
11/26/25	Tucker Unit	Open Interviews
11/30/25	East Arkansas Regional Unit	Open Interviews

Correctional Officer interviews conducted in November, as well as no shows, are noted here:

Unit	INT	NS	Unit	INT	NS
Benton	0	0	North Central	0	0
CACCC	1	0	NWAWR	0	0
Cummins	21	21	OMEGA	0	0
Delta Regional	6	6	ORCU	12	2
EARU	7	0	Pine Bluff Unit	0	0
ECACCC	0	0	Phillips County	0	0
Ester	0	0	Randall L. Williams	7	4
Grimes	9	4	SWACCC	0	0
Hawkins	2	0	TRCC	0	0
Larry B. Norris	9	3	Tucker	7	6
McPherson	14	4	Varner	7	4
MCWR	0	0	Wrightsville	1	1
NEACCC	0	0	White River	0	0

**INT = Interviews; NS = No Shows ;
No Data = Unit did not provide data**

INFORMATION TECHNOLOGY:

VIDEO COURT HEARINGS

IT assisted staff as needed for a total of 35 inmate video meetings and 1 Attorney visit during November utilizing the following platforms:

- Zoom – 34
- WebEx – 0
- GoToMeeting – 0

INMATE TABLETS

Within the **Division of Correction**, a total of 4,871 inmate tablets were leased during November.

INMATE VIDEO VISITS

Inmates completed 6,032 video visits during the month and missed 170 within the **Division of Correction**.

IT WORK TICKETS

IT staff resolved 414 work tickets. There are currently 141 active tickets.

SUPPLEMENTAL REPORTS

INTERNAL AFFAIRS REPORT – NOVEMBER 2025

Division of Correction

Investigations, Reviews, ASP/USP - Nov. 2025	Open Investigations	Open Review	ASP Referrals	USP Referrals
Attempted Escape	0	0	1	0
Battery on Inmate with Serious Injury	0	0	3	0
Battery on Inmate without Serious Injury	0	0	2	0
Battery on Staff with Bodily Fluids	0	0	9	0
Death	0	0	6	0
Employee Misconduct	18	2	0	0
Escape from Work Release	0	0	1	0
Hostile Work Environment	1	0	0	0
Indecent Exposure	0	0	71	0
Inmate on Inmate Abusive Sexual Contact	2	0	0	0
Inmate on Inmate Nonconsensual Sexual Contact	2	0	1	0
Inmate on Inmate Sexual Misconduct	0	1	0	0
Introduction of Cell Phone	0	0	3	0
Introduction of Contraband	2	0	2	0
Introduction of Drugs	0	0	2	0
Other Rule Violation	1	1	0	0
Possession of Cell Phone	0	0	10	0
Possession of Drugs	0	0	7	0
Staff on Inmate Sexual Harassment	2	1	0	0
Staff on Inmate Sexual Misconduct	7	0	3	0
Staff on Staff Sexual Harassment	0	1	0	0
Suspected Criminal Activity	0	2	0	0
Use of Force	0	66	0	0
Total	35	74	121	0

Division of Community Correction

Investigations, Reviews, ASP/USP Referrals - NOV. 2025	Open Investigations	Open Reviews	ASP Referrals	USP Referrals
Total	0	0	0	0

Shared Services

Investigations, Reviews, ASP/USP - Nov. 2025	Open Investigations	Open Review	ASP Referrals	USP Referrals
Total	0	0	0	0

DIVISION OF CORRECTION SECURITY VACANCIES NOVEMBER 2025

UNIT	ASSIGNED CO-1 & CORP.	VAC CO1 & CORP.	Vacancy %	Pending Hire CO1 & CORP.	ASSIGNED SGT.	VAC SGT.	ASSIGNED LT.	VAC LT.	ASSIGNED CAPT.	VAC CAPT.	ASSIGNED MAJ.	VAC MAJ.	ASSIGNED SECURITY	VAC SEC	ASSIGNED NON-SEC.	VACANT NON-SEC.	TOTAL ASSIGNED	TOTAL VAC		
BENTON	43	6	13.95%	0	15	0	5	0	1	0	0	0	64	6	17	0	81	6		
CACC	40	4	10.00%	1	14	0	7	0	1	0	0	0	62	4	7	0	69	4		
CENTRAL OFFICE	2	0	0.00%	0	13	1	4	1	0	0	3	1	22	3	50	12	72	15		
CONSTRUCTION	38	0	0.00%	0	4	0	1	0	0	0	0	0	43	0	94	21	137	21		
CUMMINS	238	30	12.61%	0	91	16	16	1	6	0	2	0	353	47	46	4	399	51		
DELTA	105	13	12.38%	0	35	1	8	0	3	0	1	0	152	14	21	3	173	17		
EAST ARKANSAS	190	34	17.89%	1	55	6	14	4	6	0	2	0	267	44	49	11	316	55		
EACCC	52	4	7.69%	0	11	0	6	0	0	0	2	0	71	4	13	1	84	5		
ESTER	109	21	19.27%	0	20	1	6	0	2	0	1	0	138	22	14	1	152	23		
GRIMES	132	38	28.79%	2	47	10	8	0	2	0	2	0	191	48	25	1	216	49		
HAWKINS	42	4	9.52%	0	14	0	5	0	2	0	1	0	64	4	10	0	74	4		
INDUSTRY	5	3	60.00%	0	0	0	0	0	0	0	0	0	5	3	49	15	54	18		
LARRY B. NORRIS	135	29	21.48%	3	44	3	10	1	5	0	1	0	195	33	25	5	220	38		
MCPHERSON	132	27	20.45%	3	39	0	8	0	2	0	1	0	182	27	33	5	215	32		
TREATMENT	0	0	0.00%	0	0	0	0	0	0	0	0	0	0	0	2	0	2	0		
MISS COUNTY	22	0	0.00%	0	11	0	2	0	1	0	0	0	36	0	6	0	42	0		
NORTH CENTRAL	113	5	4.42%	0	45	1	10	0	3	0	1	0	172	6	20	0	192	6		
NEACC	20	0	0.00%	0	9	0	4	0	1	0	0	0	34	0	6	0	40	0		
NWAWRC	22	0	0.00%	0	8	0	1	0	1	0	0	0	32	0	3	0	35	0		
OMEGA	32	6	18.75%	2	14	1	7	0	0	0	1	0	54	7	21	3	75	10		
OUACHITA RIVER	243	30	12.35%	4	62	2	18	0	5	0	2	0	330	32	52	3	382	35		
PHILLIPS COUNTY	20	0	0.00%	0	5	0	2	0	1	0	0	0	28	0	4	0	32	0		
PINE BLUFF	106	18	16.98%	0	30	1	8	0	2	0	1	0	147	19	18	0	165	19		
PROGRAMS RANDALL L WILLIAMS	0	0	0.00%	0	0	0	0	0	0	0	0	0	0	0	1	1	1	1		
SWACCC	51	1	1.96%	1	11	0	6	0	0	0	2	0	70	1	14	2	84	3		
TEXARKANA	17	2	11.76%	1	7	0	2	0	1	0	0	0	27	2	6	0	33	2		
DCC TRANSPORTATION	12	1	8.33%	0	1	0	0	0	0	0	0	0	13	1	0	0	13	1		
TRANSPORTATION	40	0	0.00%	0	59	1	3	0	1	0	0	0	103	1	1	1	104	2		
TUCKER	126	20	15.87%	2	36	2	10	1	2	0	2	0	176	23	26	3	202	26		
VARNER	190	19	10.00%	1	78	7	17	1	7	0	2	0	294	27	48	7	342	34		
WAREHOUSE	7	1	14.29%	0	1	0	0	0	0	0	0	0	8	1	0	0	8	1		
WHITE RIVER	28	0	0.00%	0	9	0	4	0	1	0	0	0	42	0	5	0	47	0		
WRIGHTSVILLE	115	8	6.96%	0	46	2	9	0	1	0	2	0	173	10	20	4	193	14		
TOTAL	2516	342	13.59%	26	858	57	209	10	59	0	30	1	3672	410	725	103	4397	513		
Vacancy Rate		13.59%																Vacancy Rate		11.67%
Vacant COI & Corporal		342											Security Vacancy		11.17%	Total Vacancies		513		

**DIVISION OF CORRECTION PERSONNEL REPORT
NOVEMBER 2025**

LOCATION	AUTHORIZED	FILLED	VACANT	% VACANT	HIRED	VOLUNTARY TERMINATION	INVOLUNTARY TERMINATION	RETIREMENT	Grant Positions
BENTON (CR05)	81	75	6	7.41%	0	0	0	0	0
CENTRAL ARKANSAS CENTER (CR41)	69	65	4	5.80%	0	1	2	0	1
CENTRAL OFFICE(CR01,CR02,CR08,CR22,CR34, CR35)	383	295	88	22.98%	0	0	0	1	0
509 CHAPL ADMIN	32	31	1	3.13%	0	0	0	0	0
CONSTRUCTION (CR04)	137	116	21	15.33%	1	0	0	1	0
CUMMINS (CR09)	399	348	51	12.78%	39	8	2	0	0
DELTA (CR10)	173	156	17	9.83%	5	0	3	1	0
EAST ARKANSAS (CR12)	316	261	55	17.41%	0	5	8	0	0
EAST CENTRAL CENTER (CR42)	84	79	5	5.95%	2	2	0	0	2
ESTER (CR11)	152	129	23	15.13%	5	0	0	0	0
FARM (CR29)	58	35	23	39.66%	0	1	0	1	0
GRIMES (CR27)	216	167	49	22.69%	5	7	6	0	0
HAWKINS (CR06)	74	70	4	5.41%	0	1	0	0	0
INDUSTRY (CR07)	54	36	18	33.33%	0	1	0	0	0
LARRY B NORRIS (CR14)	220	182	38	17.27%	10	1	3	0	0
MCPHERSON (CR28)	215	183	32	14.88%	6	4	3	1	0
MISS COUNTY (CR15)	42	42	0	0.00%	0	0	0	0	0
NORTH CENTRAL (CR16)	192	186	6	3.13%	0	2	1	0	0
NORTHEAST ARKANSAS CENTER (CR44)	40	40	0	0.00%	0	0	0	0	0
NORTHWEST ARK (CR17)	35	35	0	0.00%	0	0	0	0	0
OMEGA (CR45)	75	65	10	13.33%	0	4	2	0	1
OUACHITA RIVER (CR30)	382	347	35	9.16%	22	5	1	0	0
PHILLIPS COUNTY (CR40)	32	32	0	0.00%	0	0	0	0	0
PINE BLUFF (CR20)	165	146	19	11.52%	3	2	1	0	0
PROGRAMS & PLANNING	2	1	1	50.00%	1	1	0	0	0
RANDAL L. WILLIAMS (CR13)	143	122	21	14.69%	12	4	0	0	0
SOUTHWEST ARKANSAS CENTER (CR43)	84	81	3	3.57%	1	0	0	0	1
TEXARKANA (CR21)	33	31	2	6.06%	0	0	0	0	0
TRANSPORTATION (DCC)(CR46)	13	12	1	7.69%	0	0	0	0	0
TRANSPORTATION (CR32)	104	102	2	1.92%	1	1	0	0	0
TREATMENT	3	3	0	0.00%	0	0	0	0	0
TUCKER (CR23)	202	176	26	12.87%	5	7	2	0	0
VARNER (CR24)	342	308	34	9.94%	7	8	5	0	0
WHITE RIVER CENTER (CR47)	47	47	0	0.00%	0	0	0	0	2
WRIGHTSVILLE (CR25)	193	179	14	7.25%	3	1	0	0	0
TOTAL	4,792	4183	609	12.71%	128	66	39	5	7

*These numbers reflect both security and non-security employees.

DEPARTMENT OF CORRECTIONS PROCUREMENT REPORT
(IN EXCESS OF \$10,000) – NOVEMBER 2025 – [Page 1 of 2]

ARKANSAS DEPARTMENT OF CORRECTIONS
MONTHLY PURCHASING REPORT - ORDERS OVER \$10,000
NOVEMBER 2025

DIVISION OF CORRECTION (0480)				
VENDOR	DESCRIPTION	LOCATION	PO #	PURCHASE AMOUNT
ACI	Inmate Linen	Varner	4502307980	\$22,900.50
Aquafix Inc	Water Treatment Chemicals	Varner-Maint.	4502308165	\$40,202.20
Office Depot Business Solutions	Copier Paper	Central Warehouse	4502308181	\$34,736.00
Scott Petroleum	Fuel	Wrightsville Unit	4502307240	\$15,604.74
Weston Petroleum	Fuel	Cummins	4502307486	\$11,887.83
US Foods	Food Purchases	Central Warehouse	4502308294	\$18,921.50
ACI	Inmate Clothing	Cummins	4502308886	\$22,305.84
ACI	Janitorial Supplies	Varner	4502309201	\$13,021.70
Joshua Chambliss Electric	Generator Repair	Randall L. Williams-Maint.	4502309517	\$13,800.00
ACI	Inmate Clothing	Randall L. Williams	4502309784	\$16,824.40
ACI	Janitorial Supplies	Cummins	4502310188	\$10,483.66
Comfort Systems	Chiller Maintenance	Larry B Norris-Maint.	4502310060	\$13,862.00
ACI	Inmate Clothing	EARU	4502310340	\$13,740.30
Ketcher and Company	Roof Repair	ECC West Memphis	4502310670	\$11,250.00
WestRock Coffee Roast	Coffee/Purchase for Resale	Wrightsville Industry	4502308756	\$14,650.00
Dreamline MFG	Mattress Foam/Purchase for Resale	Tucker- Industry	4502309527	\$10,189.80
Tyson Foods Inc	Poultry Feed	Cummins Farm	4502308790	\$10,658.00
Tyson Foods Inc	Poultry Feed	Cummins-Farm	4502309534	\$10,658.00
Farmers Mutual Hail Insurance Company	Farm Crops Insurance	Tucker- Industry	4502309926	\$32,104.00
Farmers Mutual Hail Insurance Company	Farm Crops Insurance	Cummins-Farm	4502309901	\$64,609.00
Sentry Security Fasteners	Shower Door Repairs	EARU-Maint	4502308995	\$25,541.00
Hard Time Products	Officer Vest	ADC Central Construction	4502308869	\$11,920.00
Gulf States Distributor	Ammunition	Emergency Preparedness	4502309610	\$29,100.00
Howell Mechanical	Boiler Repair	Benton-Maint.	4502309595	\$13,500.00
			<i>Total for Purchases over \$10,000</i>	\$482,470.47



**DEPARTMENT OF CORRECTIONS
CASH FUNDS REPORT - NOVEMBER 2025**

ADC		
NDC0100	ADC Telephone	8,085,411
	Less: Commitments	(105,184)
	McPherson Flooring	(248,181)
	Wrightsville Cameras	(3,800,000)
NDC0100	ADC Telephone Available	3,932,046
	YTD Revenue	364,662
	YTD Interest	128,219
NDC0200	Inmate Welfare	14,791,984
	Less: Commitments	(198,202)
	CAC Chiller	(400,000)
	Ester Chiller	(16,438)
	EARU Showers	(199,085)
	Max Rec Yard	(7,018,011)
	ORCU ADA Renovations	(500,000)
	Wrightsville Gym Roof	(264,875)
NDC0200	Inmate Welfare Available	6,195,375
	YTD Revenue	8,075,992
	YTD Interest	217,170
NDC0300	Work Release	10,522,705
	Less: Commitments	(294,682)
	Miss. County Building	(6,178,350)
NDC0300	Work Release Available	4,049,673
	YTD Revenue	2,628,673
	YTD Interest	137,622
NDC0400	ADC Firestation	64,336
	Less: Commitments	0
NDC0400	ADC Firestation Available	64,336
	YTD Revenue	19,950
	YTD Interest	796
NDC0500	Paws In Prison	59,868
	Less: Commitments	0
NDC0500	Paws In Prison Avail.	59,868
	YTD Revenue (M&R)	447
	YTD Interest	994
NDC0600	Medical Sanctions	2,005,495
	Less: Commitments	(33,853)
NDC0600	Medical Sanctions Avail.	1,971,642
	YTD Revenue	0
	YTD Interest	27,922
SDC0100	Farm	2,522,084
	Less: Commitments	(910,969)
SDC0100	Farm Available	1,611,115
	YTD Revenue	5,111,264
SDD0100	Industry	1,462,572
	Less: Commitments	(651,808)
SDD0100	Industry Available	810,765
	YTD Revenue	3,728,770
7004820	Prison Housing	1,213,856
	Less: Commitments	0
7004820	Prison Housing Available	1,213,856
	YTD Revenue	195,920
	YTD Interest	254
Total Cash Balance		40,728,311
	Less: Total Commitments	(20,819,637)
Total ADC Funds Available		19,908,675

ACC		
NCC2000	Asset Forfeiture	5,394
	Less: Commitments	(722)
NCC2000	Asset Forfeiture Available	4,672
	YTD Revenue	5,348
	YTD Interest	16
NCC2100	DOC HQ Maint	832,866
	Less: Commitments	(16,525)
NCC1600	DOC HQ Maint Available	816,341
	YTD Rent Revenue	75,166
	YTD Interest	8,705
SPF0100	Special Revenue	3,918,489
	Less: Commitments	(776,855)
	Xfer to HCP0100	(3,172,708)
	Fort Smith Elevator	(29,716)
SPF0100	Special Revenue Available	(60,790)
	YTD Revenue	5,715,241
Total Cash Balance		4,756,748
	Less: Total Commitments	(3,996,525)
Total ACC Funds Available		760,223

PCTF		
SSC9903	SOCNA Juv Assessments	131,798
	Less: Commitments	(21)
SSC9903	SOCNA Juv Assessments	131,777
	SOCNA Fee Collection	11,025
7004804	PCTF Balance	12,542,519
	ADC - Cummins WWTP	(1,950,000)
	ADC - Tucker Riot Gates	(202,844)
	ADC - Tucker School	(3,165,933)
	ADC - Newport Door Controls	(700,000)
	ADC - Women's Health Unit	(679,944)
7004804	PCTF Available	5,843,797
	YTD Decal Fees	1,793,947
	YTD Interest	205,275

Total DOC Cash Balance Available	26,644,472
YTD Interest	726,975

CONSTRUCTION BUDGET / STATUS REPORT - NOVEMBER 2025 — [Page 1 of 2]

Fund	Project Description	Approved Budget	Actual Budget Spent	Available Budget	\$ % Complete	Construction % Complete	Notes
700483A NDC0200	Tucker Max Pre-cast Rec Yard Pens	1,800,000 6,360,845	1,142,834 -	657,166 6,360,845	63% 0%	13%	Working with MR Payne to get the project back on track.
700483A TBA	Cummins Expanded Metal Rec Yard	368,617 829,039	72,760 -	295,857 829,039	20% 0%	20%	On-going; building panels. We are constructing the panels on-site. Funds spent on this project is reflective of engineering fees spent against this portion of the overall project. Renovating existing cells with expanded metal. Currently constructing these pens at central maintenance. Project on Hold.
PCTF	Cummins Varner Wastewater Bar Screen Design	1,950,000	-	1,950,000	0%	0%	New. Have applied to be heard on ADFA board for approval of funds.
7004819	DHS Women's Health Renovation	2,000,000	1,314,918	685,083	66%	100%	Project is complete
NDC0200	EARU Shower Renovation	400,000	200,916	199,085	50%	45%	On-going. Have prototype built, there will be four showers total in each of the 8 barracks.
PCTF	Grimes/McPherson Door Controls	700,000	-	700,000	0%	35%	Lockeby selected. surveys are done, soil test is done. Met on preliminary drawings need to get with Director Payne for approval. DBA approved to move to bid. Waiting to get on ADFA Board for approval in January 2026
NDCBCN5 865C	McPherson Flooring Project	246,453 53,547	- 53,547	246,453 0	0% 100%	0%	All material is on site in Pine Bluff and Per Warden Faust hold for cooler weather. Kitchen will have to be shut down for a few days.
NDC0300	Mississippi County 100 Bed Expansion	6,000,000	121,650	5,878,350	2%	5%	WD&D selected. Completed drawings, surveys are done, soil test is done. Met on preliminary drawings need to get with Director Payne for approval. DBA approved to move to bid. Contract is pending approval from DOC Legal Department
NDC0200	ORCU ADA Renovations	500,000	-	500,000	0%	0%	Board approved getting with legal to work on plan to move forward
7004811	Tucker Riot Gates	700,000	497,156	202,844	71%	90%	All gates are installed. All that is left is finalizing punch list. We will self performing the security bars on windows.
7004812 School Funds	Tucker School Project	3,300,000 1,500,000	134,067 -	3,165,933 1,500,000	4% 0%	5%	DBA has given their approval to bid 5/7. Awaiting prior to bid Governor's approval.
KBSHW18 Q95 ARPA FRP4800	Tucker Water Treatment	1,093,848 600,000 3,731,597	491,192 258,704	602,656 341,296 3,731,597	45% 43% 0%	40%	102 yards of concrete poured for base of clarifier, forms and rebar 90% for walls are 90% complete. Received 120KW generator for water treatment.
NDC0200	Wrightville Gym Roof	278,000	13,125	264,875	5%	0%	Lockeby selected as the design professional. Board approved Lockeby to proceed to Bid after receiving DBA approval on plans and specs. Waiting on Drawings from Lockeby to be completed

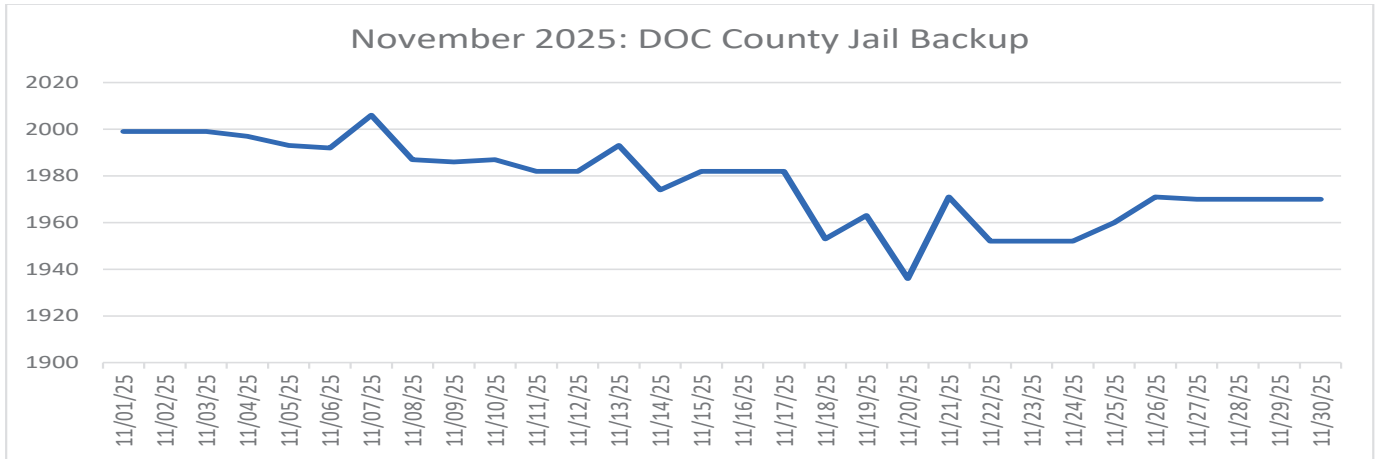


CONSTRUCTION BUDGET / STATUS REPORT - NOVEMBER 2025 — [Page 2 of 2]

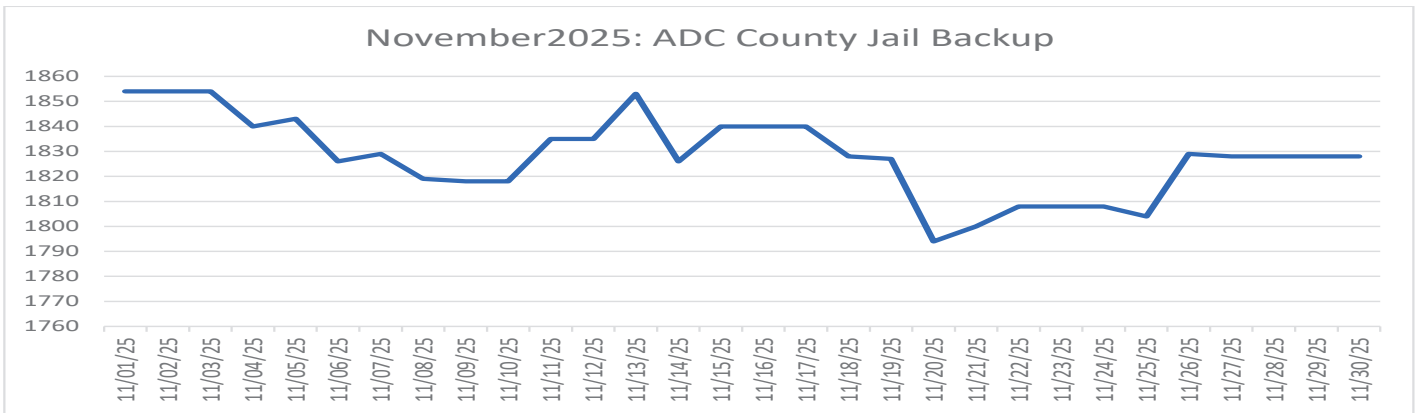
Fund	Project Description	Approved Budget	Actual Budget Spent	Available Budget	\$ % Complete	Construction % Complete	Notes
NDCACNS	Wrightsville, Hawkins, Varner Camera Project	3,800,000	-	3,800,000	0%	7%	The board approved moving forward with this project. Working with Petit and Petit to begin project. Contract pending in DOC Legal.
	Architect Fees 865	30,000	30,045	-45	100%		
<u>ACC/Divisionion of Corrections</u>							
IWF	CACC Chiller Replacement	400,000	-	400,000	0%	0%	New
SFP0100 2GH	Fort Smith Parole and Probation	240,000	210,284	29,716	88%	98%	Project is 98% Awaiting on a phone line and a GFI recepticle installed in the mechanical room.

Notes Report has not been reconciled against Accountings Reconciled Reports. Tolerance/Deviation is with in 1% of Projected Spending.

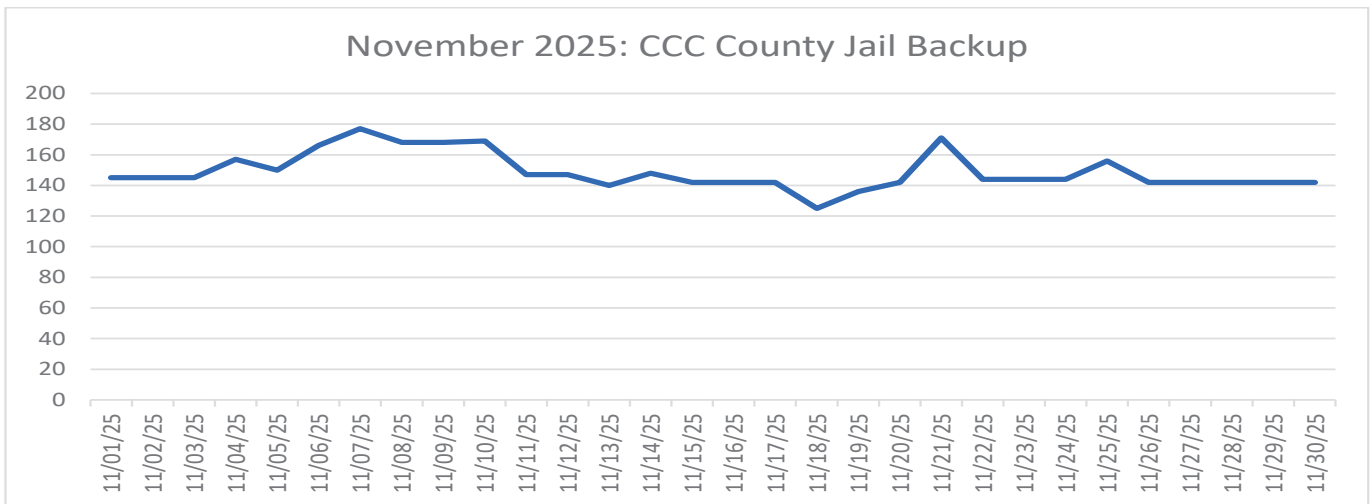
COUNTY JAIL BACKUP - NOVEMBER 2025



Note. Includes individuals on ADC and CCC county jail backup lists (M = 1,977).



Note. Counts include county jail backup and 90-day county jail backup (M = 1,828).



Note. Counts include county jail backup and SSP county jail backup (M = 149).

PROGRAMS SUMMARY - NOVEMBER 2025

DOC PROGRAMS SUMMARY								
	Units	End Count	Capacity	Completed	Admissions	Begin Count	Removed	NOTES:
SURS	Benton	20	20	1	4	17	0	For SURS, there are 2929 males and 435 females on the waiting list within five years of their release date and of those 118 are mandated by the Board of Parole. The average time on the waiting list from request is 16 days. The total on the waiting list including those not currently within the identified time frame 4295 males and 598 females, of which 3364 are eligible and 1529 are ineligible for the program.
	Cummins	44	45	4	6	44	2	
	Grimes	49	50	10	13	48	2	
	Varner	23	50	2	5	20	0	
	McPherson	149	150	21	31	149	10	
	RLW	139	150	17	21	149	14	
	Tucker	60	62	5	10	60	5	
	Larry Norris	0	4	0	0	0	0	
	Wrightsville	135	150	20	24	140	9	
	Total:	619	681	80	114	627	42	
Think Legacy Reentry Program	Cummins	30	40	0	0	31	1	THINK LEGACY VOLUNTEER HOURS FOR THE MONTH = 4 *The "Removed" column indicates the total number of participants who paroled, signed out, transferred, or were removed from the program for any other reason.
	Delta	22	24	0	0	24	2	
	EARU	27	30	0	5	22	0	
	McPherson	40	48	0	0	42	2	
	North Central	43	50	0	0	45	2	
	Ouachita River	27	30	0	16	13	2	
	Tucker	16	20	0	0	16	0	
	TOTAL:	205	242	0	21	193	9	
Veterans Program	Ester	21	24	0	0	23	2	
Juvenile Program	(RLW)	11		0	0	13	2	
Program Release	Ester	16	24	0	0	17	2	
	Delta	10	24	0	5	8	3	
	TOTAL:	58	72	0	5	61	9	
Pathway to Freedom	Wrightsville-Hawkins	200	200	14	0	200	14	
RSVP	ORCU	233	234	0	0	233	0	There are 1065 males and 0 females on the waiting list for RSVP within five years of their TE date and 7 of those are mandated by the Post Prison Transfer Board. The average time on the waiting list from request is about one to two months for stipulated. *The total on the waiting list, including those not currently within the identified time frame, is 2071 males and 0 females of which 1065 are eligible and 1006 are ineligible for the program. We have 1 PREA inmate in the program currently.

PROGRAMS SUMMARY - NOVEMBER 2025

FIELD SERVICE PROGRAM SUMMARY

- **1,839** probationers and parolees were served in the general Substance Use Disorder Treatment programs. Another **1,446** participants were served in the Drug Court Treatment programs, bringing the total served to **3,285** for the month.

- A total of **1092** residents have agreed to participate in Medication-Assisted Treatment (MAT) since the program started in July 2018. A total of **649** were discharged with follow up in the community in progress and **211** have completed the program. Total of **277** unsuccessful discharges and **5** participants dropped from the program. Partnerships are in effect with **88** community providers to continue MAT upon release from an ACC center. Peer Recovery support continues with medical providers ARcares, River Valley Medical Wellness, and ARISA Health.

General Treatment Program Summary	Number of Participants
Substance Use Disorder Treatment	3,018
Continuing Care	118
Domestic Violence Prevention	13
Anger Management	136

Ongoing Projects

Treatment supervisors reported combined hours of **224** direct clinical supervision with Treatment staff in **23** DCC locations.

Treatment staff attended the following trainings: Stop Overdose Summit 2025 in Hot Springs, Restore Hope Introduction and Overview Meeting via Zoom, and Relias treatment trainings.

CCC Programming Reintegration Support/Services

Programs	Unit/Center Summary						
	CAC	ECAC	NEAC	OMEGA	SWAC	TOTAL	YTD
AA/NA Attendance	27	463	0	74	28	592	6230
Accuplacer Testing	0	0	19	N/A	N/A	19	284
Affordable Healthcare Enrl.	25	140	49	92	109	415	2834
Birth Certificates	0	2	0	0	0	2	51
Celebrate Recovery Attend.	37	N/A	0	N/A	44	81	1137
DASEP	3	0	13	5	21	42	235
Drivers Licenses	12	3	3	0	3	21	189
Exodus Enrl.	3	20	N/A	N/A	N/A	23	445
Good Grid	0	18	8	20	0	46	2292
Henderson St. Enrl.	0	N/A	N/A	0	67	67	1145
I.C.E.V.	0	N/A	N/A	N/A	17	17	132
Life Recovery	0	N/A	N/A	30	54	84	1133
MAT Discharged	1	6	N	N/A	0	7	98
MAT Participants	16	72	N/A	N/A	7	95	723
Photo Id's Issued	13	9	5	0	22	49	579
Reformers Anonymous Attend.	0	N/A	N/A	N/A	N/A	0	104
Shorter College Enrollment	20	43	15	N/A	57	135	1562
Social Security Cards	2	0	0	0	0	2	1031
Victim Impact Panel	3	0	13	3	21	40	285
Volunteer Hours	177	319	111	124	97.3	828.3	11808.7
Volunteers	16	41	29	12	19	117	2560
Wage Class Enrl.	8	12	N/A	16	10	46	252

PROGRAM SUMMARY - NOVEMBER 2025

College Report					
College	Unit	Beginning Count	Add	Removed	End Count
AR State University	Grimes	19	0	0	19
	McPherson	65	0	1	64
Ashland University	North Central Unit	1	0	0	1
Mid-America Seminary College	Varner	36	0	0	36
Philander Smith College	EARU	34	0	1	33
	Tucker Unit	24	0	0	24
Southeast Arkansas College	Cummins Unit	46	0	6	40
	Delta	34	0	2	32
	Varner Unit	50	1	1	50
Shorter College	Ouachita Unit	28	0	6	22
	Pine Bluff Complex	99	0	0	99
	Texarkana	2	0	1	1
	Wrightsville Hawkins	59	0	0	59
	Benton Unit	4	0	0	4
Total:		501	1	18	484

CCC Modified Therapeutic Community Program				
Unit	Capacity	Admissions	Successful Completions	Release
CAC	150	0	25	25
ECAC	510	100	36	92
NEAC	240	62	40	36
SWAC	610	17	66	66
Total:	1510	179	167	219

WAGE	Facility	#	Status	NOTES: Provided by DWS. Target reinstatement for Ester/NCU 01/2026
	Delta	8	Active	
	Hawkins	10	Active	
	Ouachita	9	Active	
	McPherson	8	Active	
	Tucker	25	Active	
	Wrightsville	9	Active	
	Total	69		

Volunteer Report	<p>During this month more than 200 active volunteers remain in good standing for the programming department. Onboarding for Hendrix College to have 12 volunteers provide the Inside Out Program at Wrightsville has begun. Staff attended events hosted by Restore Hope to build partnership for pre-release services.</p>
-------------------------	---

PROGRAM SUMMARY - NOVEMBER 2025

FIELD SERVICE Program Referrals		Program Type	
Assessments & Screenings		Drugs 101	13
Screening	2	Employment Skills	3
Assessment	36	GED/Literacy	1
Alcohol Abuse Assessment	42	Life and Social Skills	6
Mental Health Assessment	33	Medication Assisted Treatment	9
Substance Abuse Assessment	187	Medication Assisted Treatment - SOR	3
Program Type		Mental Health	10
12-Step Program	53	Mental Health (Outpatient)	56
ACC Telehealth Program	19	Moral Recognitive Therapy(MRT)	1
Adult Education	12	Narcotics Anonymous (NA)	9
Alcohol Abuse Assessment	42	Recovery Dynamics	43
Alcohol Anonymous (AA)	2	Relapse Prevention	136
Anger Management	136	Seeking Safety	29
Basic Needs (FS, AFDC, etc)	1	Sex Offender Therapy	1
Chemical Dependence Education	479	Sub.Abuse Treatmt (In Patient)	110
Chemical Dependence Orientatn.	97	Sub.Abuse Treatmt (Outpatient)	9
Cognitive Behavioral Education	23	Substance Abuse Counseling	96
Continuing Care	118	Thinking for a Change	6
Criminal Thinking	1	Tobacco use Treatment	7
Domestic Violence Prevention	13	Untangling Relationship	18
Domestic Violence Survivor	1	Veteran Court Participation	15
Domestic Violence/Anger Mgmt Assessment	1	Womens Issues	2
Drug Court Aftercare	62	Total:	3285
Drug Court Pgm. Participation	1384		

AREA Highlights

Area 2:

___Special presentations included: Jadelyn Cunningham Re-entry Program Specialist at Goodwill in Batesville. Officer Michael Wilson, Bailiff from Drug Court, came to speak with the drug court group about his personal experience growing up with parental addiction and living with addiction in Berryville.

Drug court graduate Michelle Atchley presented a special 6-week class over the cycle of addiction using the AA Big Book in Harrison.

___Special activities included: probationers and parolees from Mountain Home and Salem attended a Job Fair at the Mountain Home Office. Agent Perry was also there assisting with Driver’s License Information and enrolling people in Victim Impact Classes.

Area 3:

___Special activities included: Drug Court Graduation/Thanksgiving Potluck in Lonoke.

Area 4:

___Special activities included: Paragould program specialist and supervisor attended the opening of Revival Counseling Center in Jonesboro. West Memphis office continues to collect and donate winter clothing.

Area 6:

___Special activities: Perryville treatment staff are collaborating with Farmers and Merchants Bank to provide education to drug court participants on types of accounts and money management options. Staff also toured Lake Point Recovery and Wellness treatment center in Russellville. Morrilton treatment staff made “thankful turkeys” with a decorating competition.

Area 7/8:

___Special activities: Little Rock treatment staff had a Thanksgiving food drive and were able to provide 3 drug court families with non-perishable food.

PROGRAM SUMMARY - NOVEMBER 2025

November Highlights



Orientation was held at all four units; EARU, Tucker, NCU & McPherson piloting this project. Participant agreement acknowledgement forms were signed by all inmates. Inmates' interest and engagement have been upbeat and steady.

!! The Dr. Mary Parker Reed unit had its first baby !!



During November, four babies were born. After their bonding period they were sent home to their approved caregivers with baby essentials provided through donations.

Engagement with community partners continues with focus to establish resources for women at the Dr. Mary Parker Reed unit. A specialized Volunteer Orientation was held on Saturday 11/8/2025 for Harbor Home partners who were also trained in infant CPR.



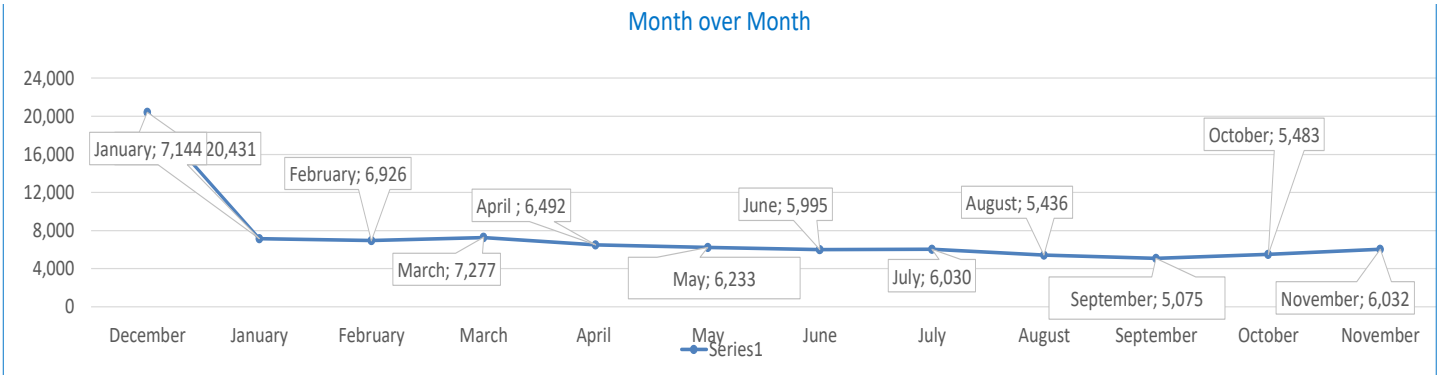
In partnering with the Central Arkansas Veteran Healthcare System, two Veteran's Day Recognition Programs were held at Wrightsville Complex. CAVHS along with DOC staff spoke about resources available to incarcerated veterans and gave out certificates of appreciation to those in attendance.

SECURUS VIDEO VISITATION REPORT NOVEMBER 2025

AR-DOC SVV Activity Tracker

Total ADP **18,373**

Total Visits by Month	December	January	February	March	April	May	June	July	August	September	October	November
Total (Includes SuperMax)	20,431	7,144	6,926	7,277	6,492	6,233	5,995	6,030	5,436	5,075	5,483	6,032
Target Objective	15,587	15,587	15,587	15,587	15,587	15,587	15,587	15,587	15,587	15,587	15,587	15,587



Complete Visits

Site	Current Month	Previous Month
Benton	130	111
Cummins	431	407
Delta Regional	380	348
East Arkansas Regional	548	436
Ester	313	312
Grimes	443	450
J Aaron Hawkins Sr.	216	178
Tucker Max	143	138
Mcpherson	412	397
Mississippi County WRC	68	76
North Central	421	354
NW Arkansas WRC	29	13
Ouachita River	524	487
Phillips County	2	0
Pine Bluff	32	23
Pine Bluff Unit	105	104
Randall L Williams	124	107
State Police Barracks	48	33
Texarkana Regional	52	31
Tucker Unit	404	406
Varner	886	802
White River	24	24
Dr. Parker Reed	6	1
Wrightsville Unit	291	245
Tucker Re-entry	0	0
Total:	6032	5483

25-Nov 25-Oct

Misses by Month

Site	Current Month	Previous Month
Benton	2	1
Cummins	9	12
Delta Regional	6	19
East Arkansas Regional	22	16
Ester	2	11
Grimes	5	11
J Aaron Hawkins Sr.	1	1
Tucker Max	8	0
Mcpherson	14	9
Mississippi County WRC	5	8
North Central	11	5
NW Arkansas WRC	0	2
Ouachita River	9	16
Phillips County	0	0
Pine Bluff	1	0
Pine Bluff Unit	2	2
Randall L Williams	10	1
State Police Barracks	8	3
Texarkana Regional	1	3
Tucker Unit	25	4
Varner	26	15
White River	1	1
Dr. Parker Reed	0	0
Wrightsville Unit	2	0
Tucker Re-entry	0	0
Total:	170	140

25-Nov 25-Oct

SECURUS TABLET REPORT
NOVEMBER 2025

Contract ID	Site ID	Agency Name	Personal Tablets (All)	0	5	Community / Inventory	Officer	Total
I-003320	9322	AR DOC - BENTON UNIT	314	58	256	62	8	384
I-003320	9323	AR DOC - CUMMINS UNIT	1,923	1,531	392	542	17	2,482
I-003320	9324	AR DOC - DELTA REGIONAL UNIT	632	421	211	101	19	752
I-003320	9325	AR DOC - EAST ARKANSAS REGIONAL UNIT	1,599	1,262	337	637	10	2,246
I-003320	7981	AR DOC - ESTER UNIT	703	472	231	180	20	903
I-003320	9326	AR DOC - GRIMES UNIT	1,088	789	299	630	14	1,732
I-003320	9340	AR DOC - J AARON HAWKINS SR CENTER FOR W	466	339	127	174	19	659
I-003320	9328	AR DOC - MCPHERSON UNIT	1,242	843	399	685	45	1,972
I-003320	9329	AR DOC - MISSISSIPPI COUNTY WORK RELEASE	187	35	152	119	9	315
I-003320	9330	AR DOC - NORTH CENTRAL UNIT	931	647	284	108	10	1,049
I-003320	9331	AR DOC - NW ARKANSAS WORK RELEASE CENTER	107	26	81	16	8	131
I-003320	9332	AR DOC - OUACHITA RIVER UNIT	1,731	1,184	547	1,591	51	3,373
I-003320	7715	AR DOC - PINE BLUFF RE-ENTRY CENTER	56	9	47	22	0	78
I-003320	9333	AR DOC - PINE BLUFF UNIT	561	413	148	73	9	643
I-003320	9334	AR DOC - RANDALL L WILLIAMS FACILITY	550	376	174	153	15	718
I-003320	9097	AR DOC - STATE POLICE BARRACKS	57	41	16	5	3	65
I-003320	9335	AR DOC - TEXARKANA REGION CORRECTION CEN	135	35	100	80	15	230
I-003320	9327	AR DOC - TUCKER MAXIMUM SECURITY UNIT	545	389	156	195	14	754
I-003320	7806	AR DOC - TUCKER RE-ENTRY CENTER	88	24	64	50	2	140
I-003320	9336	AR DOC - TUCKER UNIT	1,023	765	258	223	15	1,261
I-003320	9337	AR DOC - VARNER UNIT	1,668	1,316	352	454	21	2,143
I-003320	7133	AR DOC - WRIGHTSVILLE SATELLITE UNIT	0	0	0	0	2	2
I-003320	9338	AR DOC - WRIGHTSVILLE UNIT	844	604	240	497	18	1359
			16,450	11,579	4,871	6,597	344	23,391