



Arkansas Department of Correction



@ARDeptofCorrections



@adcpio

BOARD REPORT

August 2019

Dexter Payne,
Director



POPULATION REPORT

RESEARCH/PLANNING

July 2019 Admissions and Releases – Admissions for July 2019 totaled **647** (552-males & 95-females) while releases totaled **542** (467-males & 75 females) for a net increase in-house of **105** inmates.

Inmate Population Growth/Projection – At the end of July 2019, the jurisdictional population totaled **18,002**, representing a growth of **203** inmates since the first of January 2019. Average monthly growth for calendar year 2019 is **29** inmates, up from an average monthly decrease of **23** inmates per month during calendar year 2018.

Average County Jail Back-up – The backup in the County Jails averaged **1,514** inmates per day during the month of July 2019 – up from an average of **1,469** inmates per day during the month of June 2019. Of the **1,514** average, short-term revocations accounted for **711** (634-males & 77-females) during the month.

INSTITUTIONS

PREA

PREA Hotline Data:

Number of Calls Received	363
Total PREA Issue Calls	39
Total Non-PREA Calls	132
Total Repeat Calls	73
Total Calls with No Message	85
Total Technical Failure Calls	0
Test Calls	21

The PREA Coordinator conducted a Sexual Assault Investigation Training (SAIT) class at the Ouachita River Correctional Unit July 24-26, as well as a one-on-one training with three staff members from Central Office and the Hawkins Unit.

INMATE INSTITUTIONAL GRIEVANCES

Inmate Formal/Informal Grievances: During July 2019, a total of 1,883 formal grievances and 3,089 informal grievances were filed at various units.

Institutional Grievances Appeals: There was a total of 585 appeals of institutional grievances received in July 2019. Of those, 444 were acknowledged and 141 were rejected for various reasons. A total of 377 appeals were answered; 372 had no merit and five were found with merit.

STTG

During the month of July, the STTG Coordinator, along with K-9 officers, assisted in three BCOT special assignments on the 1, 22, and 23.

STTG sweeps were conducted at the Grimes Unit on the 5th, the Tucker Unit on the 18, and Ouachita River Correctional Unit Intake on the 24.

The STTG Coordinator taught BCOT classes at the Training Academy on the 10 and 31, in addition to teaching “Blue Courage” at the Tucker Unit on the 16 and 17.

A security audit was completed at the Northwest Arkansas Work Release Center on the 25.

FARM

A big focus for the Agriculture Division during the month of July was crop maintenance. Rains reduced the need to irrigate as often, which translates into a cost savings. To combat the ongoing issue of weeds, the farms have been spraying as needed.

All gardens produced well during the month of July, although most of the early crops began dying out due to the heat. Work was started on preparing the ground for the planting of fall gardens.

The need for hay continues to be a major concern. Water from June flooding, which covered all grazing and hay land located behind the levee at Cummins, finally receded. The Newport Complex, Ouachita River Correctional Unit, and East Arkansas Regional Unit have been producing hay to assist with the deficit. Additionally, Sorghum Sudangrass was planted in an effort to provide extra hay for the upcoming winter season. As beans are cut at Cummins, winter cover crops are being planted in order to lessen the need for hay.

The calf crop from Cummins was sold at a sale in Oklahoma City on July 29. The calves were sold earlier than usual in an effort to assist with the reduction of available pasture land and hay that will be available for grazing in the fall and winter months.

REGIONAL MAINTENANCE HOURS

Regional Maintenance Hours	July 2019
Benton Unit	7,264
Delta Regional Unit	3,120
East Arkansas Regional Unit	3,432
Grimes Unit	4,688
McPherson Unit	1,856
Mississippi County Work Release	1,920
North Central Unit	10,016
Ouachita River Unit	1,864
Randall L. Williams Unit	5,824
Texarkana Regional Correctional Center	1,143.5
Tucker Unit	5,156
Varner Unit	3,241
Wrightsville Unit	3,288
Total Hours	52,812.5

WORK RELEASE RENT REPORT

Unit	July 2019
Benton Unit	\$118,507.00
Mississippi County Work Release	\$42,721.00
Northwest Arkansas Work Release	\$39,406.00
Pine Bluff Work Release	\$29,223.00
Texarkana Regional Correctional Center	\$38,811.00
Tucker Reentry Work Release	\$24,446.00
Total	\$293,114.00

**RANDALL L. WILLIAMS
JUVENILE EDUCATION PROGRAM**

	Slots	Enrolled	Discharged	End Count
Juveniles*	20	12	2	10

*Juveniles are transferred from the program once they reach the age of 18. The Juvenile count also changes based on new commitments. During the month of July, no inmates were on punitive status. There were two new commitments, one who paroled, and one who transferred due to turning 18.

REENTRY

WAGE

(Workforce Alliance for Growth in the Economy)

Unit	Slots	Completed	Discharged	End Count
Delta*	0	0	0	0
Ester	20	0	0	20
Hawkins	36	9	9	21
McPherson	8	6	0	6
Ouachita River	20	1	8	20
Tucker*	0	0	0	0
Wrightsville	36	2	2	19
Total	120	18	19	86

*There was no WAGE at the Delta Regional and Tucker Units during the month of July.

APAL – ADVANCED PRINCIPLES AND APPLICATIONS FOR LIFE PROGRAM

	Slots	Completed*	Enrolled	Removed	End Count
Ester	36	1	3	1	35
Hawkins	50	1	31	1	30
TOTAL	86	2	34	2	65

*Advanced PAL is an 18-month reentry program that combines a pre-release curriculum with the PAL program.

**WRIGHTSVILLE-HAWKINS
PATHWAY TO FREEDOM PROGRAM**

July 2019	Slots	Completed	Enrolled	Removed	End Count
PTF	204	0	153	4	197*

*Number of graduates remaining in the program: 44

THINK LEGACY

Unit	Slots	Completed	Removed	Assigned
Cummins	55	3	1	51
Delta Regional	24	4	2	24
East Ark. Regional	50	6	0	49
Ester	75	13	0	75
Grimes	56	2	1	50
Hawkins (Female)	40	8	1	50
McPherson	68	5	2	68
North Central	59	5	2	55
Ouachita River	46	1	0	45
Tucker	55	3	1	59
Varner	49	5	6	50
Wrightsville	48	10	1	44
Total	625	65	17	620

There are 198 males and 129 females on the Think Legacy waiting list, for a total of 327. All Think Legacy applicants are within 18 months of their TE or discharge date.

The average time on the waiting list is approximately 60 days. There were 152 volunteer hours recorded for the month of July.

July 2019 Think Legacy Activities included:

DELTA UNIT – Ardella Bearden, an ACC Volunteer Specialist, visited the program during the month. **EARU** – Think Legacy Program Specialist Twona Frazier facilitated a vision board party on July 1. **ESTER UNIT** – A graduation ceremony was held on the 26. **HAWKINS WOMEN'S UNIT** – A graduation was held on the 17th. **MCPHERSON UNIT** – Representatives from Goodwill Industries, Marilee House, and former Think Legacy Program Specialist Ramone Woodall visited the unit during the month. **WRIGHTSVILLE UNIT** – A vision board party was held on the 16th, as well as a graduation on the 26.

ADMINISTRATIVE SERVICES**TRAINING ACADEMY - JULY 2019****BASIC TRAINING DIVISION –**

Under the direction of Instructors Sarah Apel and Mark Norris, **BCOT Class 2019-H1 and H2** graduated on July 12th with a combined total of 74 cadets. Soweto Watson of the Tucker Reentry Unit and Michaela Robinson of the Varner Unit were both recipients of the Willis H. Sargent Award. Warden Darryl Golden of the Delta Regional Unit served as the guest speaker.

IN-SERVICE DIVISION –

The following classes were offered to ADC staff through the Training Academy during the month of July:

- **Red Cross CPR/AED/First Aid**
Training Academy – July 2nd

Four classes were presented at the Ouachita River Correctional Unit (ORCU) by personnel from the Training Academy over a two-day period:

- **Principles of Effective Leadership** – July 9
- **Skills to Pay the Bills** – July 9
- **Principles of Effective Leadership** – July 10
- **Skills to Pay the Bills** – July 10

- **Defensive Driving**
Training Academy – July 16

- **Blue Courage-Cummins**
Cummins Unit Pavilion – July 16-17

- **Blue Courage-Max/Tucker**
Tucker Unit – July 16-17

- **Southern States Correctional Association (SSCA) 50th Annual Conference**
Hot Springs, Arkansas – July 22-24

- **ServSafe**
Training Academy – July 29

- **Security for Non-Security 8 (Volunteers)**
Training Academy – July 30

- **Security for Non-Security 16 (Contract Staff)**
Training Academy – July 31

eCADEMY –

During the month of July 2019, 837 ADC employees completed a total of 4,189 hours of eCADEMY training. Approximately 9% of ADC employees completed at least one course during that timeframe, averaging 0.91 hours per staff member. The Computer Lab is open on a daily basis for employees who wish to complete online training through eCademy.

HEALTH/CORRECTIONAL PROGRAMS

Cummins Unit – Three revival services were held at the unit on July 19-21, with an average of 92 inmates attending each service.

Delta Regional Unit – On July 24, Ta'aleem was led at the unit by Chaplain Ameen and attended by 13 inmates.

East Arkansas Regional Unit and EARU Max – On July 12, "Christmas Behind Bars" distributed snack packages to inmates and staff. A PAL graduation was held on the 25, with six graduates and 55 inmates in attendance. A quarterly CRA volunteer training meeting took place at the unit on that day as well.

CHAPLAINCY SERVICES, *continued*

Hawkins Unit – Seventeen women were baptized at a service on July 12, with around 70 inmates and 9 guests in attendance. On the 24, 84 women participated in a “Storybook Project” event at the unit.

Maximum Security Unit – On July 12, Rabbi Benzion Pape visited with the unit’s Jewish population. “Christmas Behind Bars” distributed gift bags for 800 inmates and candy and chips for 150 staff members on the 13. Thirty-four students from the “Life Principles #2” class graduated on the 30.

McPherson Unit – On July 13, the Christian Motorcyclists Association (CMA) hosted an event attended by 450 inmates and ten volunteers.

Ouachita River Correctional Unit – “Christmas Behind Bars” visited the facility on July 7-9th and distributed packages of snacks for everyone.

Pine Bluff Complex – On July 19-21, three members of the Truth Infusion Revival Team held a three-night revival that was attended by an average of 65 inmates each night.

Wrightsville Unit – Four “Real Men Talk” sessions were held on July 11, 18, 25, and 31 for the Behavioral Barracks, with four volunteers in attendance.

ACCREDITATION

No ACA internal audits or Fire/Safety and Sanitation independent audits were conducted during the month of July.

VOLUNTEER SERVICES

Total Number of Volunteer Hours for July 2019:

Unit/Program	Hours
Delta Unit	1
East Arkansas Regional Unit	11.75
Hawkins Unit	7
McPherson Unit	5
Mississippi County Work Release Center	12
Northwest Arkansas Work Release Center	9.75
Ouachita River Correctional Unit	8
Pine Bluff Complex	2
Varner	52
PAWS	18
Think Legacy	152
Religious Services/Chaplaincy	5,328
Total Hours	5,606.5

MENTAL HEALTH SERVICES

Sex Offender Treatment Programs (RSVP/SOFT):

	Slots	Completed	Removed	Clients
RSVP	278	0	10	278
SOFT	30	0	1	8
Total	308	0	11	281

There are 840 males on the waiting list for RSVP and 12 females on the waiting list for SOFT within five years of their TE date. Of those, 51 inmates are mandated by the Parole Board.

The average time on the waiting list from request is between one and two months for those stipulated.

The total on the waiting list, including those not currently within the identified timeframe, is 1,494 males – 1,143 of whom are low risk on the ARORA, and 15 females – eight of whom are low risk on the ARORA. There are two PREA inmates in the program at this time.

*The waiting list numbers include inmates that are ineligible due to class or housing status.

Therapeutic Community (TC):

Unit	Slots	Completed	Removed	Clients
Tucker	136*	8	7	112
Wrightsville	50*	6	3	49
McPherson	53*	5	3	51
Total	239	19	13	232

There are 569 males and 106 females on the waiting list within 18 months of their release date. Of those, seven are mandated by the Parole Board.

The average time on the waiting list from request is 22 days.

The total on the waiting list, including those not currently within the identified timeframe, is 1,095 males and 146 females; of these, 214 are low risk on the ARORA.

*Denotes transitional beds available at this treatment program. The Tucker Therapeutic Community has 129 client slots and seven peer counselor slots.

Substance Abuse Treatment Program (SATP):

Unit	Slots	Completed	Removed	Clients
Grimes	56*	6	0	50
McPherson	106*	9	12	104
Maximum Security	3	0	0	3
Randall L. Williams	200*	25	11	187
Benton	36*	7	1	27
Wrightsville	150*	17	14	145
Total	551	64	38	516

There are 2,022 males and 244 females on the waiting list within 18 months of their release date. Of those, 35 are mandated by the Parole Board.

The average time on the waiting list from request is 14 days.

The total on the waiting list, including those not currently within the identified timeframe or ineligible due to class or housing status, is 2,814 males and 348 females; of these, 778 are low risk on the ARORA.

*Denotes transitional beds available at this treatment program.

Substance Use Intervention Program: The Substance Use Intervention Program had six admissions and eight discharges for an end-of-month count of 36 for July. This program is housed at the Varner Unit and is for inmates found guilty of a disciplinary violation for drug use or drug possession.

ORCU Residential Program Unit (RPU): The RPU had six admissions and three discharges in July for an end-of-month count of 124.

McPherson Mental Health Residential Program Unit (RPU): There were nine admissions and seven discharges in July for an end-of-month count of 40.

Habilitation Program: The Habilitation Program at the Ouachita River Correctional Unit provided treatment services to 47 inmates during July. There were two admissions and three discharges resulting in an end-of-month count of 44.

Anger Management Treatment: The Anger Management Treatment Program at the Cummins Unit provided treatment services to 37 inmates during July. There were five admissions and five discharges for an end-of-month count of 32.

Staffing: The following Mental Health Services and SATP positions were vacant in June and July 2019:

Positions	FTE's*	June	July
Psychologists	14	4	4
Social Workers	31	12	11
Advisors	64	8	7
Substance Abuse Program Leaders	35	3	3
Rehab Program Director	1	1	1

*FTE refers to authorized Full Time Equivalent positions.

ADDITIONAL MENTAL HEALTH AND MEDICAL INFORMATION

Self-Study Classes:

Classes	# of Participants	# Completed	Waiting List
Anger Management	507	470	1,079
Thinking Errors	281	269	1,011
Substance Abuse Education	253	239	664
Communication Skills	393	377	1,033
Domestic Violence	126	101	295
Victims of Domestic Violence	57	57	97
Stress Management	291	269	1,186
Parenting	212	164	559

Suicide: There were 121 suicidal threats during July. There were seven attempts resulting in one death.

ADDITIONAL MENTAL HEALTH AND MEDICAL INFORMATION, *continued*

Outpatient: There were 2,115 inmates on the mental health medical log at the beginning of July. Mental Health staff conducted the following contacts during July:

Case Management Contacts	2,012
Requests for Interviews	1,504
Testing	7
Intakes	613
Unit Requests	1,701
Counseling (with Treatment Plans)	0
Pre-Lockup Reviews	665
Routine Restrictive Housing Reviews	1,300
Restrictive Housing Rounds	22,922
PREA Evaluations	136
Routine Follow-up	335
834 Requests	49

County Mental Health Requests: During July, there were 149 requests of a mental health nature received. Fifty inmates were fast-tracked to ADC.

County Medical Health Requests: During July, there were 546 requests of a medical nature received. Fifteen inmates were fast-tracked to ADC.

Medical Contract Reimbursements: Sanction reimbursements for June were \$10,500.00.

Deaths: There were seven inmate deaths during the month of July; two were claimed and five were cremated.

Wellpath: See attachment for Wellpath’s report regarding outside beds and emergency room visits.

Medical Grievances: In July, there were 213 appeals of medical grievances received and 155 appeals were answered; eight of those were found to be with merit and three with merit but resolved.

SEX OFFENDER ASSESSMENT

Assessments Completed:

Risk Level	July	September 1999 through July 2019
Level 1	1	1,196
Level 2	29	7,578
Level 3	16	6,870
Level 4	3	662
Default 3	1	*
Total	50	16,306

**Default Level 3’s are included in the total number of Level 3’s to date.*

ACIC Numbers:

The total number of sex offenders registered from September 1999 through July 2019:

Compliant	8,333
Delinquent	1,028
Confined	3,278
Out-of-State	3,552
Address Unknown	140
Deported	205
Incapacitated	87
Out of USA	9
Total	16,632

Consistent with current Arkansas law, deceased offenders no longer remain on the registry.

PAWS IN PRISON

Currently Enrolled in Training:

Maximum Security Unit	9
Tucker Unit	7
Hawkins Unit	8
Randall L. Williams Unit	4
Ouachita River Unit	6
North Central Unit	7
Total	41

Completed Training:

July 2019	22
YTD 2019	341
Since Inception (December 2011)	1,365
Dogs Currently in Foster (Graduated, but Not Adopted)	6
Volunteer Hours	18

CONSTRUCTION/MAINTENANCE

PROJECT UPDATES

SEE CONSTRUCTION BUDGET / STATUS REPORT IN ATTACHMENTS SECTION (PAGES 22-23).

AGENCY HIGHLIGHTS

AGENCY WIDE:

Victim Notification Coordinator Receives Recognition for Agency Cost Savings


The Victim Notification Coordinator for the ADC, Kerry Clark, was presented with a Challenge Coin on July 10, 2019, by Solomon Graves,

Chief of Staff for the Arkansas Department of Corrections. Mr. Clark's efforts have yielded a reduction in the return rate for Victim Notification

Letters from 20% to 8.5%! This is saving the Division of Correction thousands of dollars in mailing costs and ensuring that more victims receive the notifications they are due.

Other Challenge Coin recipients in July included:

- **Cpl. Jacob Breeding** – Randall L. Williams Unit
- **Lt. Isaac Wade** – Cummins Unit



Christine Cryer, Chief Legal Counsel for the Department of Corrections (left), Kerry Clark, and Solomon Graves

New Director for the Division of Correction Named

During a meeting of the Board of Corrections on July 26, 2019, Dexter Payne was named as the new director of the Division of Correction! Director Payne has most recently served as ADC's Deputy Director of Institutions. Wendy Kelley, who served in dual roles as Secretary and Director since July 1, stated that the agency needed a full-time director. She shared, "Mr. Payne is an outstanding choice who brings experience, knowledge, and a great work ethic to the position. He is a total professional, and I know you will join me in congratulating and supporting him as he moves into his new duties."



ADC Training Supervisor Meets with Criminal Justice Educators

After expressing that their students have taken an interest in the field of corrections, ADC's Training Supervisor, Delilah Ingram, was invited to speak to a group of criminal

justice educators on July 31, 2019, at the Arkansas Department of Career Education in Little Rock. The idea of adding courses in corrections to their educational curriculum is being explored, which would give students an additional career avenue within the law enforcement field to consider. Some of the topics discussed included potential courses that could be offered, correctional facility tours for high school students, pay incentives, retirement/medical benefits, and the many advancement opportunities that ADC has to offer. It's exciting to help open the door to a future generation of correctional employees!



BENTON UNIT:

Recognition Received by ARDOT

Deputy Warden John Craig and Regional Maintenance Lieutenant Robert Davis of the Benton Unit were presented with an Outstanding Service Award by representatives of the Arkansas Department of Transportation (ARDOT) on July 24, 2019. The plaque recognizes the unit's efforts over the past 20 years for "Devoted and Invaluable Efforts Rendered in Helping ARDOT Keep Arkansas Beautiful and Fight Against Litter in Saline County, Arkansas."



CUMMINS UNIT:

Summer Interns from the Offices of the Governor and Attorney General Pay Visit

On July 19, 2019, the Division of Corrections had the honor of hosting a group of summer interns from the offices of Governor Asa Hutchinson and Attorney General Leslie Rutledge for a tour of the Cummins Unit.

The group learned about the many great programs that are offered to improve the lives of the inmate population, and got to see firsthand that prison isn't exactly what is portrayed on television. Warden Billy Straughn and Deputy Warden Christopher Budnik served as excellent tour guides and went out of their way to make the group feel welcome!



Employees Offer Assistance to One of Their Own

As is the case throughout the Division of Correction, Cummins Unit employees care for each other like family. Deputy Warden Kennie Bolden and officers from the unit's Employee Benefit Fund (EBF) presented COII Michael Moseley with money raised by the group to help with expenses that were incurred as a result of storm damages to his home.



Deputy Warden K. Bolden (left), Ms. L. Cook – Vice President, COII M. Moseley, Ms. C. Cook – Secretary, and Mr. J. Haynes – Treasurer

OUACHITA RIVER CORRECTIONAL UNIT:

Blood Drive Held


A total of 30 staff members from the Ouachita River Correctional Unit donated blood during a visit by the Arkansas Blood Institute's mobile unit on July 29, 2019. Thanks to all staff members who donated blood to help save the lives of those in need!



Cpl. Brittan McDaniel and 29 fellow ORCU staff members donated blood.

Area Adult Education Advisory Committee Hosted at Ouachita River Correctional Unit

Superintendent DeAngelo Earl and staff of the Ouachita River Correctional Unit (ORCU) hosted the Adult Education Advisory Committee second quarter meeting on July 30, 2019.



Upcoming training opportunities, changes that are happening at the state level, and budgets were discussed during the meeting, in addition to the unit's Think Legacy Reentry Program, the Workforce

Alliance for Growth in the Economy (WAGE) partnership, and the ORCU campus of Riverside Vo-Tech.

The guests, who were from Malvern and the surrounding communities, were impressed by the cleanliness and good order of the facility. They commended staff on their professionalism, positive attitudes and job knowledge. The tour was handled by Maj. Cornelius Christopher, DW Anthony Jackson, DW Steve Outlaw, and Program Specialist Gary Gamble.

RANDALL L. WILLIAMS UNIT / WRIGHTSVILLE-HAWKINS UNIT:

Congressman's Staff Visits Units

The Division of Correction was honored to host representatives from Congressman Bruce Westerman's office on July 31, 2019. They toured the Juvenile Education Program at the Randall L. Williams Unit and the Think Legacy Program at Wrightsville-Hawkins Unit.

The visits offered a great opportunity to show off the new lactation room and Paws in Prison Program at Wrightsville-Hawkins and some great inmate artwork at both units!



WRIGHTSVILLE-HAWKINS UNIT:

Lactation Room Opens

In an unprecedented move, a Lactation Room opened in July at the J. Aaron Hawkins Center for Women, where all pregnant inmates committed to the Division of Correction are housed. The room came together through the efforts of DW Billy Inman, the lactation program at the University of Arkansas for Medical Sciences, and Nicole Smart and the staff at the Wrightsville Complex.

The room allows new moms to pump and store their breast milk until it can be picked up for their infants. This promotes maternal/infant bonding and provides important antibodies that infants need. The practice also promotes stability for separated family units. This is very important since the ultimate goal, for the majority of the inmates who utilize this service, is to be reunified with their families.



2019 INFORMAL GRIEVANCE REPORT

Month	BENTON	HAWK/M	HAWK/F	WRTS	EARU & MX	GRIMES	RLW	MCWR	MCPH	MSU	NCU	PBU	NWA	TU	TRCC	VSMX	VU	CU	ORCU	Ester	DRU	Bowie Cty	TOTAL
JAN	1	25	25	85	362	310	28	0	448	175	118	33	0	139	1	470	72	151	228	24	132	57	2,884
FEB	0	15	27	80	341	284	17	0	267	147	148	30	0	107	0	450	54	149	406	20	96	39	2,677
MAR	3	15	30	96	305	254	26	0	309	155	171	52	0	125	0	517	72	201	339	27	80	44	2,821
APR	0	34	14	100	305	243	21	0	454	267	141	42	0	97	0	607	145	167	255	29	97	53	3,071
MAY	3	21	12	88	354	299	10	0	278	406	106	40	1	119	1	448	90	180	396	32	114	35	3,033
JUN	1	20	17	81	290	221	21	0	307	192	131	37	1	130	0	478	67	157	203	21	110	46	2,531
JUL	1	30	20	109	318	294	19	4	383	242	143	38	0	113	1	489	88	183	426	27	101	60	3,089
AUG	0	0	0	0	0	0	0	0	0	0	0	0	0	0	0	0	0	0	0	0	0	0	0
SEPT	0	0	0	0	0	0	0	0	0	0	0	0	0	0	0	0	0	0	0	0	0	0	0
OCT	0	0	0	0	0	0	0	0	0	0	0	0	0	0	0	0	0	0	0	0	0	0	0
NOV	0	0	0	0	0	0	0	0	0	0	0	0	0	0	0	0	0	0	0	0	0	0	0
DEC	0	0	0	0	0	0	0	0	0	0	0	0	0	0	0	0	0	0	0	0	0	0	0
TOTAL	9	160	145	639	2,275	1,905	142	4	2,446	1,584	958	272	2	830	3	3,459	588	1,188	2,253	180	730	334	20,106

2019 FORMAL GRIEVANCE REPORT

Month	BENTON	HAWK/F	WRTS	EARU & MX	GRIMES	RLW	MCWR	MCPH	MSU	NCU	PBU	NWA	TU	TRCC	VSMX	VU	CU	ORCU	Ester	DRU	Bowie Cty	TOTAL	
JAN	0	14	8	37	335	152	16	0	171	128	70	13	0	117	0	289	55	106	155	12	73	21	1,772
FEB	0	4	5	56	334	134	9	0	104	185	78	15	0	81	0	255	46	115	161	8	57	8	1,655
MAR	3	9	4	40	332	121	12	0	115	111	102	15	0	125	0	310	5	144	113	25	37	14	1,637
APR	0	14	4	52	274	128	19	0	153	289	81	21	0	67	0	334	130	119	150	14	42	21	1,912
MAY	1	10	4	39	337	137	37	0	109	270	49	20	1	93	0	277	77	126	151	13	45	5	1,801
JUN	0	7	4	44	265	92	8	0	115	192	77	12	1	89	0	264	56	95	130	0	57	17	1,525
JUL	1	9	2	36	397	142	13	1	144	232	78	7	0	88	1	294	73	113	165	12	53	22	1,883
AUG	0	0	0	0	0	0	0	0	0	0	0	0	0	0	0	0	0	0	0	0	0	0	0
SEPT	0	0	0	0	0	0	0	0	0	0	0	0	0	0	0	0	0	0	0	0	0	0	0
OCT	0	0	0	0	0	0	0	0	0	0	0	0	0	0	0	0	0	0	0	0	0	0	0
NOV	0	0	0	0	0	0	0	0	0	0	0	0	0	0	0	0	0	0	0	0	0	0	0
DEC	0	0	0	0	0	0	0	0	0	0	0	0	0	0	0	0	0	0	0	0	0	0	0
TOTAL	5	67	31	304	2,274	906	114	1	911	1,407	535	103	2	660	1	2,023	442	818	1,025	84	364	108	12,185

INMATE INSTITUTIONAL GRIEVANCE APPEAL REPORT – JULY 2019

	Acknowledged	Rejected	Processed W/O Merit	Processed W/ Merit
Benton Unit	0	0	0	0
Benton Work Release	0	0	0	0
Bowie County Texas Correctional Facility	2	3	2	0
Cummins Unit	22	16	25	1
Cummins Modular Unit	0	0	0	0
Delta Regional Unit	6	9	5	0
East Arkansas Regional Unit	4	3	5	0
East Arkansas Regional Max Unit	88	8	92	1
Ester Unit	2	0	2	0
Grimes Unit	30	13	29	0
Maximum Security Unit	49	11	50	0
Tucker Re-Entry	0	0	0	0
McPherson Unit	18	14	17	0
McPherson Mental Health Residential Program Unit	0	0	0	0
Mississippi County Work Release Center	0	0	0	0
Northwest Arkansas Work Release Center	0	0	0	0
North Central Unit	21	10	7	0
Ouachita River Correctional Unit	24	16	13	1
ORCU Hospital	0	0	0	0
ORCU New Commitment	7	2	6	0
ORCU Mental Health Residential Program Unit	2	0	0	0
Pine Bluff Unit	2	2	0	0
Pine Bluff Re-Entry	0	0	0	0
Randall L. Williams Correctional Facility	1	1	1	0
Texarkana Regional Correctional Center	0	0	0	0
Tucker Unit	36	5	11	0
Varner Super Max	99	16	82	2
Varner Unit	16	12	16	0
Wrightsville Unit	14	0	8	0
Hawkins Center	0	0	0	0
Hawkins for Males	1	0	1	0
Hawkins SPU	0	0	0	0
Total	444	141	372	5

ADMISSIONS AND RELEASES – JULY 2019

<u>Admissions</u>	<u>Male</u>	<u>Female</u>	<u>Total</u>
Asian	4	0	4
Black	185	13	198
Hispanic	13	2	15
Native American Indian	0	0	0
Native Hawaiian or Pacific Isl.	1	0	1
White	345	80	425
Other	3	0	3
Unknown	1	0	1
Total	552	95	647

<u>Releases</u>	<u>Male</u>	<u>Female</u>	<u>Total</u>
Asian	2	0	2
Black	166	10	176
Hispanic	15	2	17
Native American Indian	2	0	2
Native Hawaiian or Pacific Isl.	0	0	0
White	282	63	345
Other	0	0	0
Unknown	0	0	0
Total	467	75	542

ADC INMATE POPULATION GROWTH 2000-2026 - JULY 2019

Updated 07/31/2019

Mo.	2000	2001	2002	2003	2004	2005	2006	2007	2008	2009	2010	2011	2012	2013	2014	2015	2016	2017	2018	2019
Jan.	11,984	11,908	12,402	13,015	13,105	13,595	13,481	13,839	14,518	14,796	15,334	16,312	15,134	14,815	17,481	18,142	17,785	17,824	18,201	17,958
Feb.	12,169	12,022	12,529	13,054	13,166	13,783	13,633	14,012	14,603	14,883	15,374	16,209	14,990	15,008	17,438	18,082	17,625	17,608	17,998	17,846
March	12,006	12,033	12,299	13,108	13,088	13,418	13,534	13,772	14,580	14,843	15,290	16,095	14,964	14,665	17,395	18,233	17,573	17,666	18,089	17,898
April	12,069	12,167	12,465	13,213	13,323	13,469	13,554	13,851	14,769	14,937	15,570	16,172	15,124	14,850	17,604	18,703	17,815	17,798	18,227	17,977
May	12,109	12,384	12,558	13,463	13,556	13,528	13,711	14,146	14,880	15,146	15,694	16,062	15,132	15,074	17,593	18,693	17,769	17,652	17,945	17,817
June	12,005	12,108	12,439	13,418	13,389	13,251	13,430	13,915	14,700	15,025	15,564	15,554	14,832	14,825	17,340	18,813	17,973	17,963	17,972	17,942
July	12,030	12,190	12,622	13,509	13,528	13,286	13,560	14,082	14,868	15,195	15,807	15,519	14,879	15,379	17,522	18,870	18,130	18,180	18,005	18,002
August	12,087	12,371	12,815	13,565	13,632	13,419	13,646	14,224	15,100	15,385	15,829	15,240	14,675	16,103	17,549	18,806	17,919	18,051	17,751	
September	11,983	12,289	12,774	13,341	13,516	13,237	13,652	14,217	14,850	15,285	16,025	15,172	14,724	16,412	17,605	18,549	18,026	18,179	17,865	
October	12,119	12,348	12,942	13,341	13,584	13,363	13,775	14,349	14,836	15,381	16,311	15,271	14,856	16,993	17,880	18,430	18,127	18,348	17,943	
November	12,094	12,408	13,162	13,408	13,706	13,587	13,913	14,437	15,025	15,340	16,460	15,205	14,625	17,168	17,848	17,981	17,573	17,973	17,666	
December	11,856	12,333	12,845	13,106	13,470	13,338	13,728	14,315	14,716	15,199	16,204	15,062	14,654	17,235	17,874	17,707	17,537	18,078	17,799	
Net Ann. Inc.	29	477	512	261	364	-132	390	587	401	483	1,005	-1,142	-408	2,581	639	-167	-170	541	-279	203
Avg. Mo. Inc.	2	40	43	22	30	-11	33	49	33	40	84	-95	-34	215	53	-14	-14	45	-23	29

Population is total jurisdictional count at end of each month. Population at end of month December 1999 was 11,827.

Average monthly population increase for past fifteen years 2004 - 2018 is 26

Average monthly population increase for past ten years Jan. 2009 - Dec 2018 is 26

Average monthly population increase for past five years 2014 - 2018 is 9

Projected at Growth of 26 per Month

Mo.	2008	2009	2010	2011	2012	2013	2014	2015	2016	2017	2018	2019	2020	2021	2022	2023	2024	2025	2026
	Actual	Actual	Actual	Actual	Actual	Actual	Actual	Actual	Actual	Actual	Actual	Actual/ Proj.	Proj.	Proj.	Proj.	Proj.	Proj.	Proj.	Proj.
January	14,518	14,796	15,334	16,312	15,134	14,815	17,481	18,142	17,785	17,824	18,201	17,958	18,158	18,470	18,782	19,094	19,406	19,718	20,030
February	14,603	14,883	15,374	16,209	14,990	15,008	17,438	18,082	17,625	17,608	17,998	17,846	18,184	18,496	18,808	19,120	19,432	19,744	20,056
March	14,580	14,843	15,290	16,095	14,964	14,665	17,395	18,233	17,573	17,666	18,089	17,898	18,210	18,522	18,834	19,146	19,458	19,770	20,082
April	14,769	14,937	15,570	16,172	15,124	14,850	17,604	18,703	17,815	17,798	18,227	17,977	18,236	18,548	18,860	19,172	19,484	19,796	20,108
May	14,880	15,146	15,694	16,062	15,132	15,074	17,593	18,693	17,769	17,652	17,945	17,817	18,262	18,574	18,886	19,198	19,510	19,822	20,134
June	14,700	15,025	15,564	15,554	14,832	14,825	17,340	18,813	17,973	17,963	17,972	17,942	18,288	18,600	18,912	19,224	19,536	19,848	20,160
July	14,868	15,195	15,807	15,519	14,879	15,379	17,522	18,870	18,130	18,180	18,005	18,002	18,314	18,626	18,938	19,250	19,562	19,874	20,186
August	15,100	15,385	15,829	15,240	14,675	16,103	17,549	18,806	17,919	18,051	17,751	18,028	18,340	18,652	18,964	19,276	19,588	19,900	20,212
September	14,850	15,285	16,025	15,172	14,724	16,412	17,605	18,549	18,026	18,179	17,865	18,054	18,366	18,678	18,990	19,302	19,614	19,926	20,238
October	14,836	15,381	16,311	15,271	14,856	16,993	17,880	18,430	18,127	18,348	17,943	18,080	18,392	18,704	19,016	19,328	19,640	19,952	20,264
November	15,025	15,340	16,460	15,205	14,625	17,168	17,848	17,981	17,573	17,973	17,666	18,106	18,418	18,730	19,042	19,354	19,666	19,978	20,290
December	14,716	15,199	16,204	15,062	14,654	17,235	17,874	17,707	17,537	18,078	17,799	18,132	18,444	18,756	19,068	19,380	19,692	20,004	20,316
Net Ann. Inc.	401	483	1,005	-1,142	-408	2,581	639	-167	-170	541	-279	333	312	312	312	312	312	312	312
Ave. Mo. Inc.	33	40	84	-95	-34	215	53	-14	-14	45	-23	28	26	26	26	26	26	26	26

MONTHLY POPULATION AVERAGES - JULY 2019

Unit/Center	7/1	7/2	7/3	7/4	7/5	7/8	7/9	7/10	7/11	7/12	7/15	7/16	7/17	7/18	7/19	7/22	7/23	7/24	7/25	7/26	7/29	7/30	7/31	AVG
Benton	343	343	333	332	332	332	332	332	332	334	332	336	336	336	336	339	333	336	336	338	341	340	343	336
Cummins	1,654	1,657	1,657	1,651	1,651	1,647	1,645	1,650	1,653	1,653	1,650	1,655	1,661	1,661	1,659	1,657	1,657	1,657	1,661	1,661	1,658	1,659	1,677	1,656
Delta	617	619	613	618	618	618	618	618	618	615	612	618	611	615	609	613	609	617	622	620	623	626	626	617
E AR Reg	1,666	1,662	1,660	1,675	1,675	1,669	1,669	1,668	1,665	1,662	1,671	1,668	1,667	1,669	1,668	1,668	1,671	1,670	1,677	1,660	1,670	1,675	1,675	1,669
Ester	582	579	576	584	584	583	582	583	581	584	585	587	586	586	584	581	581	589	589	588	587	586	589	584
Grimes	1,064	1,063	1,064	1,070	1,070	1,075	1,071	1,069	1,068	1,059	1,066	1,057	1,070	1,070	1,070	1,071	1,070	1,075	1,075	1,075	1,073	1,072	1,073	1,069
Max Sec	662	661	660	656	656	655	655	656	656	653	660	660	659	660	665	665	663	663	663	661	659	659	658	659
McPherson	1,001	1,004	1,001	996	996	1,003	1,002	999	999	1,001	1,003	1,004	994	1,002	1,001	1,003	1,003	998	1,003	1,004	1,009	1,009	1,007	1,002
MCWRC	133	133	133	133	133	133	132	131	131	131	130	129	129	129	129	129	129	129	128	128	136	136	134	131
N Central	843	845	845	837	837	835	835	833	826	826	834	834	834	823	822	829	826	826	821	820	831	827	823	831
NWAWRC	99	99	99	100	100	100	100	100	100	100	100	100	100	98	99	99	99	100	100	100	99	99	100	100
Ouachita River	1,859	1,858	1,849	1,840	1,840	1,838	1,838	1,832	1,836	1,848	1,846	1,845	1,839	1,857	1,844	1,846	1,840	1,843	1,843	1,859	1,860	1,850	1,839	1,846
Randall L Williams	554	548	551	554	554	555	555	556	555	556	553	553	560	556	557	558	557	555	554	557	558	561	562	556
Pine Bluff	529	529	531	530	530	531	532	534	537	528	527	533	533	527	532	529	531	538	538	536	535	543	542	533
PB Reentry	54	54	54	54	54	54	54	54	53	53	53	53	53	53	53	53	53	53	54	54	54	54	54	54
TRCC	128	128	128	123	123	122	122	123	123	123	124	124	124	124	124	126	126	126	126	126	126	126	127	125
Tucker	994	990	992	991	991	986	986	972	982	978	984	985	992	986	990	983	992	990	1,001	1,003	1,005	1,002	1,002	990
Varner	1,647	1,648	1,648	1,648	1,648	1,645	1,643	1,643	1,640	1,636	1,639	1,635	1,638	1,639	1,650	1,646	1,648	1,647	1,642	1,642	1,643	1,645	1,644	1,644
Wrightsville	1,251	1,251	1,256	1,251	1,251	1,249	1,244	1,250	1,242	1,246	1,251	1,249	1,250	1,257	1,251	1,247	1,246	1,254	1,249	1,244	1,243	1,250	1,251	1,249
Total ADC	15,680	15,671	15,650	15,643	15,643	15,630	15,615	15,603	15,597	15,586	15,620	15,625	15,636	15,648	15,643	15,642	15,634	15,666	15,682	15,676	15,710	15,719	15,726	15,650
Bowie CO., TX	323	323	327	329	329	329	329	329	329	329	329	329	329	328	328	328	328	328	328	328	327	327	327	328
ALETA	18	18	18	18	18	18	18	18	18	18	18	18	17	17	17	17	17	17	17	17	17	17	17	18
Ar State Police	63	63	63	63	63	63	63	63	63	63	63	63	63	63	63	63	63	63	63	63	63	63	63	63
Co Jail / M	1,385	1,388	1,395	1,379	1,379	1,391	1,395	1,406	1,433	1,436	1,419	1,416	1,399	1,384	1,407	1,389	1,396	1,374	1,382	1,409	1,396	1,399	1,389	1,398
Co Jail / F	117	112	111	116	116	116	115	114	111	114	108	107	108	107	111	114	115	114	115	117	119	123	125	114
Total Co Jail BK	1,502	1,500	1,506	1,495	1,495	1,507	1,510	1,520	1,544	1,550	1,527	1,523	1,507	1,491	1,518	1,503	1,511	1,488	1,497	1,526	1,515	1,522	1,514	1,512
309/M	254	254	254	253	253	253	254	253	252	252	252	254	254	255	254	255	255	255	254	254	254	254	253	254
309/F	79	79	79	80	80	80	80	77	77	80	80	80	80	80	80	80	80	80	80	79	79	80	80	80
Total Act 309	333	333	333	333	333	333	334	330	329	332	332	334	334	335	334	335	335	335	334	333	333	334	333	333
Total Non ADC	2,239	2,237	2,247	2,238	2,238	2,250	2,254	2,260	2,283	2,292	2,269	2,267	2,250	2,234	2,260	2,246	2,254	2,231	2,239	2,267	2,255	2,263	2,254	2,253
Total	17,919	17,908	17,897	17,881	17,881	17,880	17,869	17,863	17,880	17,878	17,889	17,892	17,886	17,882	17,903	17,888	17,888	17,897	17,921	17,943	17,965	17,982	17,980	17,903

FISCAL YEAR 2020 COUNTY JAIL BACKUP - JULY 2019

DAY		Jul-19
1		1,502
2		1,500
3		1,506
4		1,495
5		1,495
6	*	1,495
7	*	1,495
8		1,507
9		1,510
10		1,520
11		1,544
12		1,550
13	*	1,550
14	*	1,550
15		1,527
16		1,523
17		1,507
18		1,491
19		1,518
20	*	1,518
21	*	1,518
22		1,503
23		1,511
24		1,488
25		1,497
26		1,526
27	*	1,526
28	*	1,526
29		1,515
30		1,522
31		1,514
Avg Daily Backup		1,514

Notes: Totals do not include 309 Contracts in County Jails (maximum of 336)

Fiscal Year Average as of July 31, 2019 ~ 1,514

Short-Term Revocation Program Fiscal Year Average for July 31, 2019 ~ 711

STTG UNIT COUNTS – JULY 2019

Unit	Beginning Total	Confirmed	Suspected	In	Out	Paroled	Removed	Ending Total	Total Unit Population	Unit % of STTG's
Benton	77	1	0	3	2	1	0	78	343	22.74%
Cummins	526	2	0	26	14	8	0	532	1,654	32.16%
Delta	171	9	0	9	9	6	0	174	617	28.20%
EARU	575	0	0	236	205	20	0	586	1,666	35.17%
Grimes	356	0	0	31	16	11	0	360	1,064	33.83%
Hawkins	52	0	0	3	2	0	0	53	393	13.49%
Max	259	0	0	8	9	3	0	255	662	38.52%
Mcperson	44	1	2	1	2	1	0	45	1,001	4.50%
MCWR	41	0	0	4	2	2	0	41	133	30.83%
NCU	228	0	0	20	26	0	0	222	843	26.33%
NWAWR	17	0	0	0	1	1	0	15	99	15.15%
ORCU	366	0	0	27	19	15	0	359	1,618	22.19%
ORCU Intake	79	129	0	0	154	0	0	54	241	22.41%
PB/Ester	245	0	0	18	8	16	0	248	1,165	21.29%
RLW	146	0	0	54	38	0	0	162	554	29.24%
TWR	35	0	0	1	2	0	0	32	128	25.00%
Tucker	310	0	0	42	50	0	0	302	994	30.38%
Varner	695	1	0	63	55	11	3	690	1,647	41.89%
Wrightsville	247	0	0	20	28	4	0	235	858	27.39%
Total	4,469	143	2	566	642	99	3	4,443	15,680	28.34%

ORCU Intake brought in 129 new STTG members into ADC last month.

STTG DISCIPLINARY REPORT – JULY 2019

Unit	STTG Incidents	STTG Suspected Incidents	Total Unit Disciplinary	Disciplinary Involving STTG	Percentage
Benton	0	0	10	3	30.00%
Cummins	1	0	716	300	41.90%
Delta	0	0	84	19	22.62%
EARU	0	0	865	425	49.13%
Grimes	0	0	144	57	39.58%
Hawkins	0	0	10	1	10.00%
Max	0	4	61	31	50.82%
Mcperson	0	0	340	29	8.53%
MCWR	0	0	2	1	50.00%
NCU	6	0	135	65	48.15%
NWAWR	0	0	10	5	50.00%
ORCU	0	0	143	60	41.96%
ORCU Intake	0	0	2	2	100.00%
PB/Ester	1	0	88	56	63.64%
RLW	0	0	29	10	34.48%
TWR	0	0	1	1	100.00%
Tucker	0	0	151	80	52.98%
Varner	0	0	809	416	51.42%
Wrightsville	0	0	128	57	44.53%
Total	8	4	3,728	1,618	43.40%

STTG COUNTS BY STTG SET – JULY 2019

STTG Set	Benton	Cummins	Delta	EARU	Grimes	Hawkins	Max	Mcperson	MCWR	NCU	NWAWR	ORCU	Intake	PB	RLW	TWR	Tucker	Varner	Wrightsville	Total
Asian	1	0	0	1	1	0	0	0	0	0	0	0	1	1	1	0	1	0	0	7
Bloods	9	121	35	90	59	5	60	6	11	36	5	78	6	46	20	4	59	142	37	829
Crips	7	73	18	66	38	4	36	4	4	16	1	52	9	29	25	4	36	102	24	548
Folk	4	44	0	48	26	7	29	8	0	13	5	4	3	17	6	0	22	80	11	327
GD	15	122	35	160	87	9	45	1	7	30	0	83	15	53	34	10	74	129	57	966
Mexican	3	14	7	21	10	2	4	2	1	11	1	9	2	10	5	0	8	23	8	141
Motorcycle	0	1	1	1	2	1	3	1	2	1	0	1	0	2	1	1	4	1	0	23
Other	2	13	6	10	16	2	5	0	0	11	0	17	4	12	9	6	2	12	8	135
People	3	19	2	17	19	1	15	6	0	16	0	16	1	10	6	0	6	26	9	172
Unknown	0	12	4	12	9	0	3	0	1	5	0	11	0	0	13	0	1	8	11	90
W/S	20	30	42	38	38	5	8	16	6	45	3	21	6	28	20	0	35	38	20	419
AB	2	5	2	12	3	1	1	1	3	6	0	4	1	4	1	2	7	12	5	72
AC	0	6	3	15	10	5	12	0	4	3	0	10	1	10	0	3	6	20	4	112
NAE	3	33	7	36	16	5	15	0	1	7	0	28	2	13	7	1	18	35	21	248
WAR	9	39	12	59	26	6	19	0	1	22	0	25	3	13	14	1	23	62	20	354
Total	78	532	174	586	360	53	255	45	41	222	15	359	54	248	162	32	302	660	235	4,443

Key:

GD = Gangster Disciples

W/S = White Supremacist

NAE = New Aryan Empire

WAR = White Aryan Resistance

AC = Aryan Circle

AB = Aryan Brotherhood

INTERNAL AFFAIRS BOARD REPORT - JULY 2019

Opened Investigation, Reviews/ASP July 2019	Open Investigation	Open Review	ASP Referral
Arson	0	0	1
Assault on Inmate	0	0	0
Assault on Staff	0	0	0
Attempted escape from unit	0	0	0
Banding together to Interfere with Unit	0	0	0
Battery on Inmate	0	1	0
Battery on Inmate without Serious Injury	0	0	0
Battery on Inmate with Serious Injury	0	0	2
Battery on Inmate with use of unknown Substance	0	0	0
Battery on Staff without Serious Injury	0	0	3
Battery on Staff with Serious Injury	0	0	1
Battery on Staff with Bodily Fluids	0	0	8
Battery on Staff with use of unknown Substance	0	0	0
Death	0	0	7
Disobey Direct Order	0	0	0
Employee Misconduct	2	1	0
Excessive Force	0	1	0
Escape from Unit	0	0	1
Escape from Work Release	0	0	0
Forcible Rape	0	0	0
Inappropriate Relationship	0	0	0
Inmate on Inmate Abusive Sexual Contact	0	0	0
Inmate on Inmate Sexual Assault	0	0	0
Inmate on Inmate Sexual Contact	0	1	0
Inmate on Inmate Sexual Harassment	0	23	0
Inmate on Inmate Sexual Misconduct	0	28	0
Inmate on Inmate nonconsensual Sexual Contact	0	0	0
Introduction of Cell Phone	0	0	1
Introduction of Contraband	1	0	5
Introduction of Drugs	0	0	6
Introduction of Tobacco	2	0	1
Other Incident	3	2	0
Other Rule Violation	0	0	0
Possession of Cell Phone	0	0	1
Possession of Drugs	0	0	7
Retaliation	0	0	0
Sexual Assault	0	0	0
Sexual Misconduct	0	1	0
Staff on Inmate Sexual Harassment	0	0	0
Staff on Inmate Sexual Misconduct	3	7	2
Staff on Staff Sexual Harassment	2	31	0
Staff on Staff Sexual Misconduct	0	0	0
Suicide Attempt	0	0	0
Suspected Criminal Activity	0	0	0
Trafficking	0	0	0
Use of Force	0	68	0
Verbal/Written threat on Staff	0	0	0
Total	13	164	46

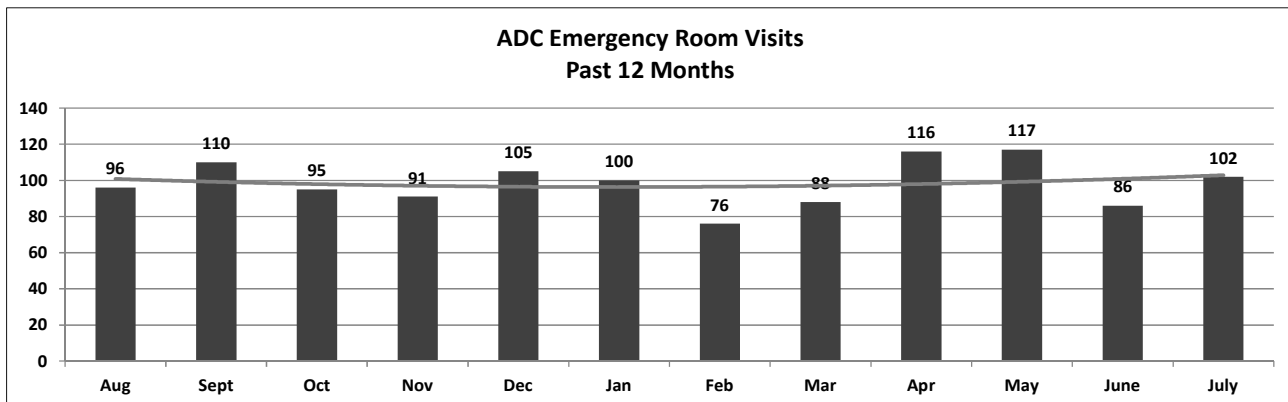
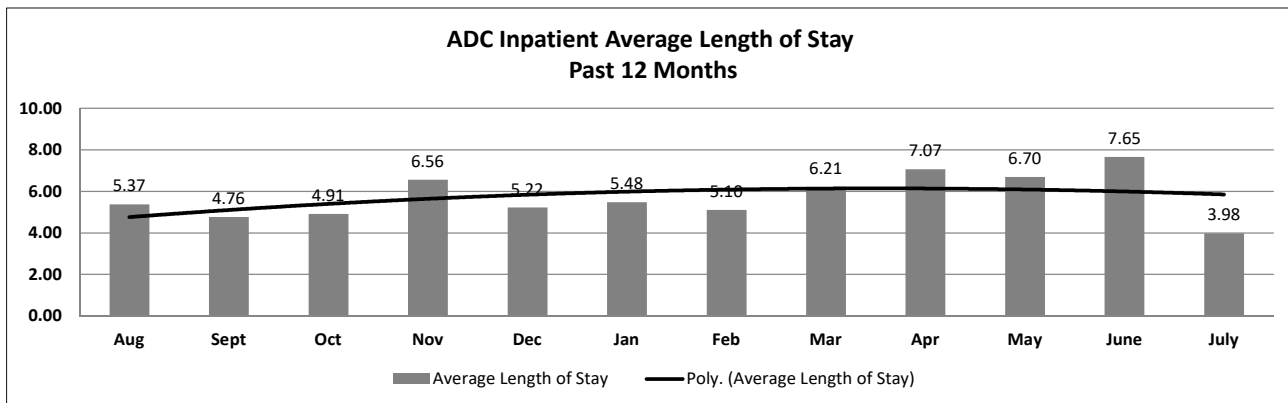
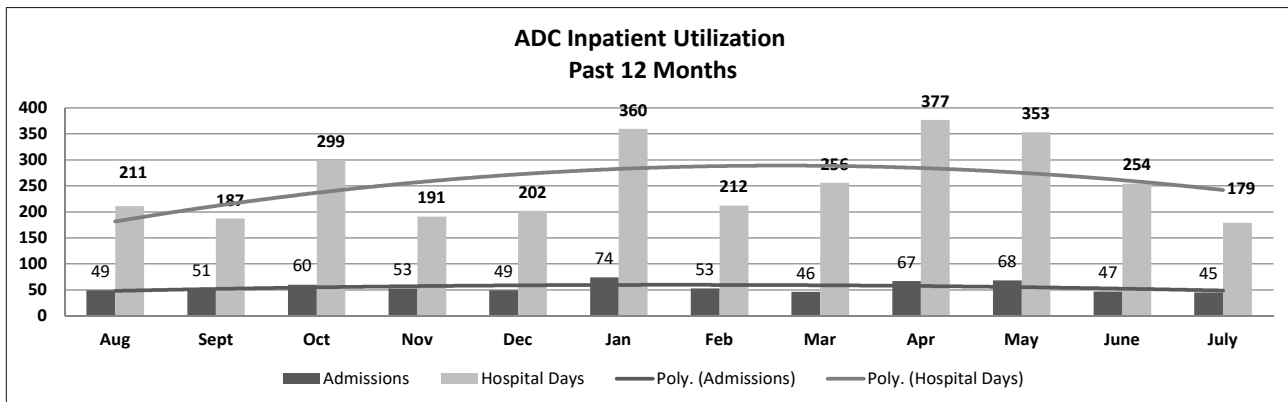
ADC INPATIENT AND EMERGENCY ROOM UTILIZATION

ADC Inpatient Statistics Past 12 Months

	2018				2019								Average
	Aug	Sept	Oct	Nov	Dec	Jan	Feb	Mar	Apr	May	June	July	
Admissions	49	51	60	53	49	74	53	46	67	68	47	45	55.2
Hospital Days	211	187	299	191	202	360	212	256	377	353	254	179	256.8
Average Length of Stay	5.37	4.76	4.91	6.56	5.22	5.48	5.10	6.21	7.07	6.70	7.65	3.98	4.65

ADC ER Visits Past 12 Months

	2018				2019								Average
	Aug	Sept	Oct	Nov	Dec	Jan	Feb	Mar	Apr	May	June	July	
Emergency Room Visits	96	110	95	91	105	100	76	88	116	117	86	102	98.5



MEDICAL GRIEVANCE BOARD REPORT – JULY 2019

Unit	Acknowledged/ Received	Rejected	Reviewed & Signed by Dep Director	With Merit	With Merit, but Resolved	% With Merit	Without Merit
Benton	0	0	0	0	0	0%	0
Bowie Co.	2	0	0	0	0	0%	0
CMU	0	0	0	0	0	0%	0
Cummins	5	0	12	2	1	25%	9
Delta	5	1	0	0	0	0%	0
EARU	19	3	12	0	0	0%	12
EARU Max	17	2	17	0	1	6%	16
Ester	1	0	1	0	0	0%	1
Grimes	17	1	3	0	0	0%	3
Hawkins	0	0	0	0	0	0%	0
McPherson	15	7	11	0	0	0%	11
MCWRC	0	0	0	0	0	0%	0
MSU	25	4	10	1	0	10%	9
North Central	12	1	12	0	0	0%	12
NWAWRC	0	0	0	0	0	0%	0
Ouachita	17	4	7	1	0	14%	6
Pine Bluff	2	2	1	0	0	0%	1
Randall Williams	1	0	0	0	0	0%	0
SNN	5	0	1	0	0	0%	1
TRCC	0	0	0	0	0	0%	0
Tucker	11	1	9	0	0	0%	9
Varner	15	5	19	1	0	5%	18
Varner S Max	39	6	38	3	1	11%	34
WRU	1	3	1	0	0	0%	1
WHM	4	0	1	0	0	0%	1
WWR	0	0	0	0	0	0%	0
TOTAL	213	40	155	8	3	7%	144

CHAPLAINCY

Month: July	Year: 2019	CUMMINS	DELTA REGIONAL	EAST ARKANSAS	EAST ARKANSAS MAX	ESTER	GRIMES	HAWKINS	MAXIMUM	MCPHERSON	NORTH CENTRAL	OJACHITA RIVER	PINE BLUFF	RANDALL L. WILLIAMS	TUCKER	VARNER	VARNER MAX	WRIGHTSVILLE	TOTAL
Services Chaplains Oversaw																			
Christian																			
Population		11	8	3	0	2	5	1	8	4	9	3	5	10	8	10	0	5	92
Segregation		0	0	0	0	0	0	0	0	0	0	0	0	0	0	0	0	0	0
Muslim																			
Population		4	3	0	0	1	4	0	1	4	1	0	2	4	1	4	0	0	29
Segregation		0	0	0	0	0	0	0	0	0	0	0	0	0	0	0	0	0	0
121																			
Volunteers in Charge																			
Protestant		13	11	27	0	11	20	20	35	36	1	7	13	6	23	19	7	26	275
Catholic		2	0	3	0	1	7	10	1	2	5	5	1	1	1	4	1	5	49
Muslim		1	0	2	0	1	0	0	0	0	0	4	2	0	2	0	0	4	16
Other		0	0	7	0	0	0	2	13	4	0	16	0	2	0	7	0	2	53
Baptism		12	0	9	0	0	0	17	0	0	0	4	0	1	4	10	0	0	57
Marriages																			
		0	0	1	0	0	1	2	0	0	0	0	0	2	1	0	0	0	7
Distributed by Chaplains																			
Greeting Cards		40	12	0	0	21	0	200	525	502	63	50	177	216	204	23	100	0	2,133
Bibles, Quran, Torah, Etc.		35	25	9	17	16	20	10	15	42	23	250	9	4	71	48	91	2	687
Study Course		0	4	34	16	1	15	0	360	56	0	45	0	7	10	0	2	0	550
Writing Supplies		0	0	0	0	90	0	150	75	108	0	300	0	0	125	0	0	0	848
Literature		789	650	673	362	500	10	200	50	136	132	300	244	82	983	877	451	323	6,762
Chaplain's Visits																			
Barracks		72	76	18	0	20	15	18	17	20	35	140	23	29	118	123	0	27	751
Approximate Hours Spent in Barracks		66	10	3	0	110	8	14	11	5	9	24	4	4	29	50	10	13	370
Inmate Office visits		30	167	134	0	65	20	5	9	174	15	44	66	70	195	74	0	28	1,096
Other Office visits:		15	20	17	0	15	10	7	8	22	10	60	10	15	40	17	1	10	277
Hospital		1	1	0	0	0	10	0	2	2	0	56	2	2	0	0	0	0	76
Infirmary/Sick Call		4	4	2	0	5	4	4	10	20	3	16	4	4	3	3	0	2	88
Restrictive/Punitive Housing		8	3	0	10	0	4	0	14	30	2	12	5	4	5	0	22	4	123
PC - DRU		0	3	0	0	0	0	0	0	0	0	0	0	0	0	0	0	0	3
Visitation Days		0	3	0	0	0	0	0	0	1	0	2	2	0	0	0	0	0	8
Volunteer Visits																			
RCV		0	4	18	0	0	24	17	0	19	0	2	0	0	1	1	0	0	86
OCV		37	11	25	0	30	0	22	61	20	32	56	26	0	44	10	0	10	384
Spiritual Advisor		3	0	0	0	0	0	0	1	1	0	3	0	0	3	0	0	0	11
CRA		24	12	88	12	20	80	85	177	41	70	95	20	16	85	47	10	23	905
Religious Volunteer Hours																			
Volunteer Hours		74	58	224	26	200	1,045	173	365	284	369	439	124	55	620	230	31	66	4,383
Denominational/Volunteer Chaplain Hours		86	11	10	0	165	20	126	93	126	58	15	16	17	119	33	2	48	945
5,328																			
Other Activities of Chaplain																			
Counseled Employees		11	15	10	0	12	5	10	4	25	18	50	3	6	3	12	9	6	199
Orientation Sessions		4	1	0	0	1	1	0	0	2	1	0	0	0	0	0	0	6	16
Free World Devotions		1	1	6	0	5	14	0	0	2	0	1	0	4	4	18	0	0	56
Spoke in Churches		32	0	7	0	4	12	0	0	2	0	6	0	1	4	18	0	1	87
Crisis Intervention Sessions		17	6	6	0	12	0	6	1	50	4	20	0	0	9	3	2	12	148
Marriage Counseling		0	0	3	0	0	1	0	0	0	2	9	1	0	0	0	0	1	17
Denominational Meeting		1	0	2	0	1	3	1	0	0	1	0	1	1	0	0	0	0	11
Chaplain's Meeting		1	1	1	0	1	6	1	1	1	1	0	1	1	1	6	0	1	24
Volunteer Training Session		0	1	1	0	0	0	0	1	0	0	1	2	0	0	0	0	0	6
Chaplain Transfers																			
		1	0	0	0	0	0	0	0	0	0	0	0	0	0	0	0	0	1
Chaplain Promotions																			
		0	0	0	0	0	2	0	0	1	0	0	0	0	0	0	0	0	3
PAL PROGRAM																			
Enrolled at start of month		44	22	50	0	34	51	28	18	54	23	36	0	30	62	50	0	29	531
Enrolled during the month		4	5	4	0	3	5	1	3	17	3	2	0	5	6	5	0	2	65
Removed From PAL Program																			
# Paroled		0	0	3	0	1	3	0	0	1	0	1	0	2	4	3	0	0	18
# Completed		0	1	0	0	1	0	1	2	8	0	2	0	1	1	0	0	0	17
# Withdrew		0	1	0	0	0	1	1	0	1	1	4	0	0	2	1	0	1	13
# Removed		1	2	0	0	0	2	0	0	4	1	0	0	0	0	2	0	0	12
# Transferred		0	0	1	0	0	0	0	0	1	0	1	0	1	3	0	0	0	7
Total Removed from PAL Program		1	4	4	0	0	2	2	15	2	8	0	4	10	6	0	0	0	67
Total Enrolled at the End of the Month		47	23	50	0	35	50	27	19	56	24	30	0	31	58	49	0	30	529
Volunteers In PAL																			
		17	1	11	0	6	34	20	8	35	6	6	0	3	6	8	0	3	164
Special Events:																			
		1	1	3	1	0	0	2	3	1	0	1	1	0	0	0	0	4	18

CONSTRUCTION BUDGET / STATUS REPORT - AUGUST 9, 2019 — [Page 1 of 2]

Fund	Project Description	Total Projected	Budget	Available Funds	\$ % Complete	Construction % Complete	Notes
KBR4Q95	ESTER - Phase 3 - General Improvement Fund	2,951,933	4,383,781	1,431,849	67%	98%	Parking Lot in design. Cameras will be installed around perimeter after paving. ADFA bonds turned back on Phases 1 & 2 1A
700483A	EARU ISO Rec Yard	265,735	271,430	5,695	98%	100%	Complete
700483A	Varner ISO Rec Yard	179,734	180,953	1,219	99%	100%	Complete
700483A	EARU Max Rec Precast Rec Yard	67,887	659,553	591,666	10%	0%	DBA preparing bid package
700483A	Tucker Max Precast Rec Yard	57,092	1,210,000	1,152,908	5%	0%	Plans being submitted to DBA
700483A	Cummins Precast Rec Yard	47,449	927,500	880,051	5%	0%	Plans being submitted to DBA
KBR4Q95	Bullpens	358,888	851,999	493,111	42%	98%	Varner complete, EARU underway, bullpens built, locks underway
KBR4Q95	13 & 15 Barracks Door Revisions	119,111	174,000	54,889	68%	68%	All doors and locks installed in 13 Barracks.
KBR4Q95	Camera's (New)	965,554	1,248,000	282,446	77%	60%	Installations underway. Delta & Varner complete, working at Tucker, Cummins, and the Max.
700485A	Entegrity Energy Improvements at EARU & Delta	16,524,885	17,010,204	485,319	97%	97%	lights (100%), plumbing 99%, water (100%), compost (100%), & solar (100%), HVAC (99%).
700486A	Pine Bluff Unit Barracks 9 Renovation	341,706	437,000	95,294	78%	96%	9A, B C & D construction complete, 4/5/19. plan to add water controls
KBSCW18	McPherson Administration	59,449.66	395,439	335,989	15%	4%	Preparing Bid packages, and ordering materials. Half the footings poured.
KBSBW18	McPherson Visitation	219,300.90	312,430	93,129	70%	4%	
KBSHW18	Tucker Water Treatment	0	1,093,848	1,093,848	0%	0%	submitting for designer approval.
KBSFW18	Max Armory	0	70,000	70,000	0%	0%	to replace existing inadequate Armory. Plans complete, submitting to DBA
KBSFW18	Varner Armory	0	68,399	68,399	0%	0%	DBA comments received & answered. DBA Approved
KBR4Q43	Tucker Stainless Steel Showers	66,836	250,000	183,164	27%	20%	10 Barracks complete, working in the Pod RR
7004820	Central Office Roof Replacement	416,625.35	500,000	83,375	83%	100%	Started 12/3, Substantially complete 4/1/19
7004820	Administrative East Roof Replacement	0	0	0	0%	0%	RFQ for design, ADFA funds
7004820	Pine Bluff Infirmary Roof Replacement	58,251.20	132,800	74,549	44%	92%	Pre-Const Mtg held 6-3-19, 120 days to complete, 92% compl.
509	Wrightsville ACI Roof Replacement	247,158.40	255,000	7,842	97%	100%	replaced roof. Complete, remove from list
	Springdale WRC Laundry and Commissary	0	0	0	0%		Plans ready to send to DBA for review.

Telephone Projects

Maintenance & Operations	Fire Alarm Upgrades (All Units)	1,021	41,000	39,979	2%	3%	on-going
	Stainless Steel - Kitchen/Shower/Restrooms - All Units	0	20,000	20,000	0%	0%	continual need
	Parking Lot - Gravel and Paving - EARU	0	68,000	68,000	0%	0%	Lee County gave us the ROAD. DBA approved the Plans for construction
	Gates and Fences all units	0	25,000	25,000	0%	0%	to improve security
	ACA Maintenance	6,904	100,000	93,096	7%	6%	Wrightsville, Benton, & Tucker coming up.
	ADA Projects - All Units	0	10,000	10,000	0%	0%	as needed. Have plans for Varner sport field sidewalk
	Fast Top Floor Systems (kitchen/laundry/showers all units)	0	25,000	25,000	0%	0%	Tucker Pods underway, Benton next.
	Camera Equipment - All Units	20,952	250,000	229,048	8%	6%	cameras as requested/approved.



CONSTRUCTION BUDGET / STATUS REPORT - AUGUST 9, 2019 — [Page 2 of 2]

Fund	Project Description	Total Projected	Budget	Available Funds	\$ % Complete	Construction % Complete	Notes
Maintenance & Operations	Lock/Riot Gates - All Units	0	90,500	90,500	0%	0%	on-going.
	AC Units-All Units	37,846	70,000	32,154	54%	40%	repairing & replacing daily.
	Subtotal	\$ 66,723	\$ 699,500	\$ 632,777			
Capital Projects FY20 Carry Forward	Metal Ceilings	0	25,000	25,000	0%	0%	installing at Tucker Barracks, NCU next.
	ORCU Gravel Pit Operations	619	35,000	34,381	2%	2%	on-going. Elect upgrades complete, crusher operating.
	Dog Kennel/Horse Stable Malvern	0	48,000	48,000	0%	0%	DBA comments received, responses underway.
	Emergency Generator - All Units	5,939	250,000	244,061	2%	0%	Wrightsville Infirmary generator complete. Starting at Cummins.
	Tucker 4 new filters & one aeration tank	30,605	488,434	476,868	6%	3%	Plans approved by ADH, FM, and DBA. Started on the building.
	Roof Repairs-Cummins	0	145,000	143,001	1%	0%	Prepared large order for multiple Units. Currently at the Max. Need repairs at ORCU. Office of State Procurement secured a State contract to purchase roofing materials.
	Roof Repairs-Cummins Laundry	0				0%	
	Roof Repairs-East Arkansas	0				0%	
	Roof Repairs-Max	1,999				1%	
	Roof Repairs-Tucker	0				0%	
	Roof Repairs-Varner	0				0%	
	Roof Repairs-Wrightsville	0				0%	
Boiler Repair	9,874	100,000	90,126	10%	1%	continually needing repair	
Subtotal	\$ 49,035	\$ 1,091,434	\$ 1,042,399				
New Projects	Max manhole	0	0	0	0%	0%	to provide access to a blockage point in sewer
	Tucker Barracks 10 covered walkway	0	0	0	0%	0%	Plans being submitted to DBA
	RLW Sewer relocation 400' + 2 MH	0	0	0	0%	0%	frequent stoppages, defect in pipe line.
	Max Boiler Tank Replacement	0	0	0	0%	0%	
	Additional Metal Fab shop	0	29,266	29,266	0%	0%	room to do more metal work
	PB Warehouse Drive replacement	0	50,000	50,000	0%	0%	asphalt drive pot holed
	Fuel Cards/Pumps for Cummins	0	0	0	0%	0%	
	Subtotal	\$ -	\$ 79,266	\$ 79,266			
Architect Fees	5,057	30,000	24,943	17%			
Total	\$ 120,815	\$ 1,900,200	\$ 1,779,385				

Notes Report has not been reconciled against Accountings Reconciled Reports. Tolerance/Deviation is with in 1% of Projected Spending.