



**PUBLIC RELATIONS**

**RESEARCH/PLANNING**

**July 2018 Admissions and Releases** – Admissions for July 2018 totaled **568** (489-males & 79-females) while releases totaled **551** (481-males & 70 females) for a net increase in-house of **17** Inmates.

**Inmate Population Growth/Projection** – At the end of July 2018, the Jurisdictional Population totaled **18,005** representing a decrease of **73** Inmates since the first of January 2018. Calendar Year 2018 has had an average decrease of **10** inmates per month, down from an average growth of **45** inmates per month during Calendar Year 2017.

**Average County Jail Back-up** – The backup in the County Jails averaged **1,576** inmates per day during the month of July 2018 – down slightly from an average of **1,579** inmates per day during the month of June 2018. Of the **1,576** average, short-term revocations averaged **662** (585-males & 77-females) during the month.

**LEGAL SERVICES**

**PREA**

**PREA Hotline Data:**

Number of Calls Received	249
Total PREA Issue Calls	8
Total Non-PREA Calls	119
Total Calls Referred to Internal Affairs Division	12
Total Repeat Calls	87
Total Calls with No Message	35
Total Technical Failure Calls	0

PREA Sexual Assault Investigator Training (SAIT) was conducted July 24–26 with forty-four (44) in attendance.

**INMATE INSTITUTIONAL GRIEVANCES**

**Inmate Formal/Informal Grievances:** During July 2018, there were a total of one thousand eight hundred thirty-six (1,836) formal grievances and three thousand forty-two (3,042) informal grievances filed at various units.

**Institutional Grievances Appeals:** There were a total of six hundred seven (607) appeals of institutional grievances received in July 2018. Four hundred ninety-one (491) were acknowledged and one hundred thirteen (113) were rejected for various reasons. A total of four hundred sixty (460) appeals were answered; four hundred fifty-eight (458) had no merit and two (2) were found with merit.

**INSTITUTIONS**

**STTG**

The STTG Coordinator, along with K9 officers, attended security audits at Mississippi County Work Release on July 12th and Northwest Arkansas Work Release on the 19th. The STTG Coordinator also attended the Little Rock K-9 Academy from July 16th through 20th. Assistance was additionally given in four (4) BCOT special assignments on July 23rd through 26th.

**FARM**

Hot and dry conditions continued across the state throughout the month of July, which impacted both the row crops and hay production. Approximately 10,000 rolls of hay each year are needed to meet livestock needs statewide. We're currently about 40% below where we were this time last year.

All row crops were irrigated during the month. The high temperatures could cause problems with rice and corn pollination, but the extent will not be known until the harvest. All of the units are preparing for the fall gardens and planting has started.

Calves were pulled from the scheduled livestock sale early in the month due to an outbreak of pneumonia. After getting the outbreak under control, the cattle were sold on July 30th through Superior Livestock. The cattle brought a very good price in comparison with area markets. The 540 pound steers sold for \$1.86 (while the Oklahoma City market that day for 500-538 pounds was \$1.72).

Several cows were pulled out of production due to a high somatic cell count. The milk needs for the ADC are still being met at this time.

Egg production is increasing with an average daily production of 95,000 eggs.

**REGIONAL MAINTENANCE HOURS**

Regional Maintenance Hours	July 2018
Benton Unit	6,653
Delta Regional Unit	3,072
East Arkansas Regional Unit	4,824
Grimes Unit	2,300
McPherson Unit	1,860
Mississippi County Work Release	776
North Central Unit	11,376
Ouachita River Unit	3,344
Randall L. Williams Unit	4,128
Texarkana Regional Correctional Center	1,400
Tucker Unit	3,656
Varner Unit	3,208
Wrightsville Unit	2,818
<b>Total Hours</b>	<b>49,415</b>

**WORK RELEASE RENT REPORT**

Unit	July 2018
Benton Unit	\$94,333.00
Mississippi County Work Release	\$55,998.00
Northwest Arkansas Work Release	\$39,185.00
Pine Bluff Work Release	\$37,196.00
Texarkana Regional Correctional Center	\$41,989.00
Wrightsville/Hawkins Work Release	\$27,863.00
<b>Total</b>	<b>\$296,564.00</b>

**WAGE**

**(Workforce Alliance for Growth in the Economy)**

Unit	Slots	Completed	Discharged	End Count
Delta	24	0	0	24
Ester	30	0	0	30
Hawkins	36	0	0	21
Ouachita River	10	0	0	10
Tucker	17	0	0	15
Wrightsville	36	0	0	16
<b>Total</b>	<b>153</b>	<b>0</b>	<b>0</b>	<b>116</b>

**RANDALL L. WILLIAMS  
JUVENILE EDUCATION PROGRAM**

	Slots	Enrolled	Discharged	End Count
Juveniles*	20	12	4	8

\*Juveniles are transferred from the program once they reach the age of eighteen (18). The Juvenile count changes based on new commitments. During the month, three (3) inmates were on punitive status. There were four (4) new commitments.

**ADMINISTRATIVE SERVICES**

**BUDGET SECTION UPDATE**

No Act 715 cases were filed in July.

**PROCUREMENT SECTION UPDATE**

**No Current Bids**

**Contracts Awarded In-House:**

- Burial/Cremation Services
- Work Release Uniforms – TRCC

**No Renewed Contracts/OSP**

**Procurement/Contracts Report (required by policy)–**

For July 2018, Purchase Orders and Contracts in excess of \$10,000 amounted to \$4,984,808.79. Of this amount, \$2,407,079.38 was for Inmate Care and Custody-related items (food, shoes, clothing, etc.). Bulk fuel costs for the month of July were \$110,842.29 – average cost of E-10 was \$2.36/gallon; average cost for bulk diesel was \$2.42/gallon.

**HUMAN RESOURCES UPDATE**

**Workplace Safety** – During the month, the modified version of the Health and Safety Plan was presented to one (1) Basic Training class with a total of ninety-two (92) cadets in attendance.

Seventy (70) incidents were reported to the Company Nurse in July, bringing the total of reported incidents to four hundred ninety (490) in 2018.

**Benefits** – There were ninety-three (93) FMLA requests processed during the month; eighty-four (84) were approved and nine (9) denied. A total of nine (9) catastrophic leave requests were received; four (4) were approved, three (3) were denied, and two (2) are pending.

**Physical Assessments** – A total of two hundred eighty (280) applicants and incumbent personnel were assessed during July. Sixty-eight (68) incumbent personnel successfully passed the physical assessment. Two hundred ten (210) applicants successfully passed their physical assessments, and two (2) did not. Both of those applicants rescheduled and passed after being released by a physician.

**HUMAN RESOURCES UPDATE, continued**

**Employment** – Facebook results for July showed a total of six thousand two hundred sixty-five (6,265) “likes” of our page, an increase of two hundred twenty-one (221) from the previous month.

**ADC Human Resources personnel attended the following Job Fairs in the month of July:**

Date	Unit	Location
7/10/18	Tucker	Workforce – Little Rock
7/18/18	Tucker	Workforce – Jacksonville
7/19/18	Grimes	Goodwill – Newport
7/19/18	Tucker	Tucker Unit
7/20/18	Cummins	Cummins Unit
7/25/18	MAX	MAX Unit
7/26/18	Cummins	Cummins Unit

**CO-I Interviews were conducted in the month of July at various units throughout the department:**

Date	Unit	Date	Unit
7/2/18	EARU	7/18/18	EARU Ester MAX
7/3/18	EARU McPherson	7/19/18	EARU Grimes MAX ORCU Varner
7/5/18	EARU	7/20/18	MAX McPherson
7/6/18	EARU MAX	7/23/18	EARU
7/9/18	EARU	7/24/18	EARU Varner
7/10/18	EARU Grimes McPherson	7/25/18	EARU McPherson
7/11/18	EARU Grimes MAX McPherson	7/26/18	EARU MAX ORCU
7/12/18	MAX ORCU	7/27/18	EARU Delta
7/16/18	EARU	7/30/18	EARU
7/17/18	Delta EARU Grimes MAX McPherson		

A total of two thousand four hundred nine (2,409) applications were received during July. Sixty-six (66) Non-Security applications and two hundred seven (207) CO I applications were processed. Eighty-three (83) Correctional Officers were hired, and twenty-four (24) Correctional Officers were rehired.

**Vacancies, Hires, and Terminations –**

During the month there were a total of four hundred eighty-seven (487) security and non-security vacancies, one hundred eighteen (118) new hires, ninety-eight (98) terminations, and fourteen (14) retirements throughout the department.

**ADMINISTRATIVE SERVICES DIVISION  
MONTHLY REPORTS INCLUDE:****Gifts, Grants and Donations:**

Donations made in the month of July totaled \$4,571.00. (116 bags of shucked corn, 108 bags of unshucked corn, and 280 books)

The **Inmate Welfare Fund** balance on July 31, 2018 was \$7,221,253.96.

The **PAWS in Prison Fund** total on July 31, 2018 was \$212,809.96. ADC Account (7004822/Donations) balance was \$19,159.55, ADC Account (NDC0500/Recycling) balance was \$105,034.11, and the ADC Paws in Prison Non-Profit account (Quickbooks) balance was \$88,616.30.

**INFORMATION TECHNOLOGY****SECURUS VIDEO VISITATION (SVV) PROJECT:**

- Completed and submitted the FY20-21 Biennial IT Plan.
- Driver Services implemented white backgrounds for driver licenses and identification card photos on Friday, July 20th. This change negatively affected photo quality, possibly due to the abundance of white. A solution has been submitted for review to include cameras with flash and Picturelink software.
- A meeting was held with the Department of Information Systems (DIS) to discuss the new Microsoft 365 licensing for the agency and the associated costs. The current use of Microsoft licensing and costs were broken down to compare the large cost increases. Estimated costs to the agency at this time are one million dollars (\$1,000,000) per year. Work with DIS to define the licensing requirements for our staff and contractors is ongoing.
- CJIS standards were researched for network, eOMIS, facsimile, and data access to determine the following:
  - the scope of encryption required on systems and connectivity
  - the changes necessary and the costs associated for the agency because of this new standard
- The agency WAGE thin client image was reconfigured to include TABE testing and a remotely-configurable home page for WAGE. Deployment of the new image has begun with an expected completion by the end of the month.
- An invitation to attend the DIS Push/Pull Kickoff Meeting on August 28th was received. The meeting will primarily involve DIS gathering information pertaining to the agency. DIS will be pulling information from agency designees (who are considered the pushers) with a focus on moving the ADC’s technology infrastructure hardware and equipment to the State Data Center-West. The agency’s incurred costs for this initiative are unknown at this time.

## INFORMATION TECHNOLOGY, *continued*

- A meeting was held with Training Academy staff to review the eOMIS training module. The module can track mandatory classes and training hours required by position; it can also link to eLearning, notify employees of their number of hours completed (along with mandatory classes they still need), and more. The proposal includes the development of automatic establishments of new application user accounts based on new staff records from AASIS. If made, the changes would include a training item being moved to its own menu tab. In addition, staff without eOMIS access would be provided a limited eOMIS account that would only allow them to view their training records.
- A meeting with DHS - Division of Children and Family Services (DCFS) was held to discuss requirements for their request to use the SECURUS Video Visitation application for visits between inmates and their minor children who receive DCFS services.
- Marquis presented a proposal to change the agency's current development implementation process to a managed deployment process. Currently, new file implementation to production is not complete until Marquis manually propagates the new database changes, resulting in the eOMIS database not being completely functional for all new features for approximately four hours (file install by DIS; propagate by Marquis; report install by DIS). Marquis proposed moving the complete process to DIS. Marquis will provide DIS with a script along with the file changes. DIS will then be responsible for applying all changes to the database, providing for a simplified complete deployment that allows for a reduced completion time.

### TRAINING ACADEMY - JULY 2018

#### **BASIC TRAINING DIVISION –**

Under the direction of Instructor Martha Lacy and Guest Instructor Joi Harris, **BCOT Class 2018-H** graduated on July 13th with 136 cadets. Tracy Strain of the McPherson Unit and Tacarra Goodwin of the Pine Bluff Unit received Willis H. Sargent Awards. Director Wendy Kelley served as the guest speaker.

#### **IN-SERVICE DIVISION –**

**Management Level 1**, is a four-day session that was held July 9th–12th for new supervisors. It includes training as mandated through the Office of the Governor. Topics taught by ADC staff members include: Arkansas Government Basics, HRkansas, Performance Evaluation, Grievance Prevention and Handling, and The Fair Labor Standards Act.

The **CPR Instructor Course**, designed to certify staff as instructors to teach CPR/First Aid/AED, was held July 16th.

**Field Training Officer (FTO) Course** was held on July 19th.

This training is designed to teach the selected security officers at each unit or facility how to assist newly-hired security staff with the proper implementing methods and policies of correctional officers in the ADC.

**Defensive Driving** was presented to multiple agencies on July 20th by outside staff to encourage safer driving behavior.

**Security for Non-Security 40**, held July 30th–31st, highlights issues that non-security staff members need to be aware of as they prepare to enter the prison environment. One facet that ADC has developed is including 26 hours of training in eCADEMY. This allows new employees to work at their own pace during their first weeks of employment before they complete their final 16 hours of classroom time. Topics include Games Inmates Play, Emergency Preparedness, PREA, Sexual Misconduct, Fire Safety in Corrections, and more.

**Train the Trainer: Learning Transfer Impact** was held July 23rd–27th. The course, designed for academy instructors and unit trainers who are called upon to develop or conduct training for others, offers delivery alternatives that can be used to enhance the learner's experience.

#### **eCADEMY –**

During the month of July 2018, three hundred nine (309) ADC employees completed a total of 3,540 hours of eCADEMY training. Approximately 15% of ADC employees completed at least one course during that timeframe, averaging 1.29 hours per staff member.

## **HEALTH/CORRECTIONAL PROGRAMS**

### CHAPLAINCY SERVICES

#### **Benton Work Release –**

A graduation ceremony was held on July 3rd to celebrate the achievement of seven (7) inmates who completed the "Stepping Up" program.

#### **Delta Regional Unit –**

Forty (40) inmates participated in a seminar called "See Through the Scriptures," which ran from July 20th through July 22nd. Joe Garman of the American Rehabilitation Ministries served as the instructor of the seminar, which provided participants with an in-depth overview of the Bible, including chronology.

#### **East Arkansas Regional Unit –**

The second quarter PAL graduation took place on July 25th with four (4) inmates graduating.

**CHAPLAINCY SERVICES, *continued***

**Maximum Security Unit –**

*Christmas Behind Bars Outreach Ministries* delivered care packages for every inmate and staff member at the Maximum Security Unit on July 19th.

Also of note, on July 24th, Denominational Chaplain Dan Hiser led his first class since being diagnosed with cancer several months ago and beginning treatments. Chaplain Hiser is greatly loved at the facility and was missed during his absence.

**McPherson Unit –** The Christian Motorcycle Association conducted a two-day event on July 13th and 14th. The event included a motorcycle rodeo and worship gathering.

**North Central Unit –** On July 14th, one hundred thirty (130) inmates attended a showing of the movie *“I Can Only Imagine.”*

**Ouachita River Correctional Unit –** Volunteers with Kairos International conducted a two-day retreat event for inmates involved with Kairos activities. The event took place on July 14th and 15th.

**Tucker Unit –** On July 19th, *Christmas Behind Bars Outreach Ministries* delivered care packages for every inmate and staff member at the facility. An *“Alternative to Violence”* seminar, led by three (3) volunteers, took place July 20th through 22nd. Fourteen (14) inmates completed the seminar.

**Hawkins Unit –** The Ladies of Charity of Arkansas gave letters of encouragement to all two hundred fifty-four (254) female inmates housed at the Hawkins Center.

**ACCREDITATION**

ACA file reviews were conducted during July for the Varner Unit, Texarkana Regional Correctional Center (TRCC), and Pine Bluff Complex (PBC) in preparation for the Varner audit scheduled for October 2018 and PBC and TRCC in 2019.

**ACA Internal Audits Completed:**

- 7/2–7/6 TRCC File Review
- 7/9–7/13 Varner File Review
- 7/16–7/20 Varner File Review
- 7/23–7/27 Pine Bluff Complex File Review
- 7/30 Varner First Pre-Audit

**Classes Taught:**

7/3 Training with new Deputy Wardens on ACA, Todd Ball

**Fire/Safety and Sanitation independent audits conducted by the Fire and Sanitation Coordinator:**

- 7/2–7/6 Varner Audit Prep
- 7/9–7/13 Varner Audit Prep
- 7/16–7/20 Varner Audit Prep
- 7/23–7/27 Varner Audit Prep
- 7/30–7/31 Varner Audit Prep

**VOLUNTEER SERVICES**

**Total Number of Volunteer Hours for July 2018:**

Unit/Program	Hours
Cummins Unit	2
Delta Unit	1
East Arkansas Regional Unit	72
Mississippi County Work Release	12
North Central Unit	4
Northwest Arkansas Work Release	5
Pine Bluff Complex	8
Varner	6.5
PAWS	24
Think Legacy	180
Religious Services/Chaplaincy	5,081
<b>Total Hours</b>	<b>5,395.5</b>

**PROGRAM SERVICES**

**Sex Offender Treatment Program:**

	Slots	Completed	Removed	Clients
RSVP	238	68	2	222
SOFT	30	8	2	6
<b>Total</b>	<b>268</b>	<b>76</b>	<b>4</b>	<b>228</b>

There are eight hundred forty (840) males on the waiting list for RSVP and ten (10) females on the waiting list for SOFT within five (5) years of their TE date. Of those, fifty-two (52) inmates are mandated by the Parole Board.

The average time on the waiting list from request is between one (1) and two (2) months for those stipulated.

The total on the waiting list, including those not currently within the identified timeframe, is one thousand four hundred thirty-four (1,434) males and eleven (11) females. There is one (1) PREA inmate in the program at this time.

**\*The waiting list numbers include inmates that are ineligible due to class or housing status.**

**Therapeutic Community (TC):**

Unit	Slots	Completed	Removed	Clients
Tucker	129*	3	13	127
Wrightsville	45*	1	2	48
McPherson	50*	2	3	51
<b>Total</b>	<b>224</b>	<b>6</b>	<b>18</b>	<b>226</b>

There are two hundred forty-one (241) males and thirty-two (32) females on the waiting list within eighteen (18) months of their release date. Of those, twelve (12) are mandated by the Parole Board.

The average time on the waiting list from request is thirteen (13) days.

The total on the waiting list, including those not currently within the identified timeframe, is seven hundred twenty-seven (727) males and seventy-one (71) females.

\*Denotes transitional beds available at this treatment program. The Tucker Therapeutic Community has one hundred twenty-nine (129) client slots and seven (7) peer counselor slots.

**Substance Abuse Treatment Program (SATP):**

Unit	Slots	Completed	Removed	Clients
Grimes	50*	4	2	49
McPherson	100*	11	10	99
Maximum Security	3	0	0	3
Randall L. Williams	188*	36	25	188
Benton	36	3	0	36
Varner	44	2	1	50
Wrightsville	135*	16	12	148
<b>Total</b>	<b>599</b>	<b>72</b>	<b>50</b>	<b>573</b>

There are two thousand four hundred seventy-two (2,472) males and two hundred eighteen (218) females on the waiting list within eighteen (18) months of their release date. Of those, fifty (50) are mandated by the Parole Board.

The average time on the waiting list from request is ten (10) days.

The total on the waiting list, including those not currently within the identified timeframe, is three thousand one hundred twenty-six (3,126) males and three hundred fifty-five (355) females.

\*Denotes transitional beds available at this treatment program.

**ORCU Residential Program Unit (RPU):** The RPU at Ouachita had eight (8) admissions and seven (7) discharges in July for an end-of-month count of one hundred twenty-four (124).

**McPherson Mental Health Residential Program Unit (RPU):** There were six (6) admissions and six (6) discharges in July, for an end-of-month count of thirty-eight (38).

**Habilitation Program:** The Habilitation Program at the Ouachita River Correctional Unit provided treatment services to 47 inmates during July. There were two (2) admissions and zero (0) discharges for an end-of-month count of forty-seven (47).

**Restrictive Housing (RH) Anger Management**

**Treatment:** The RH Anger Management Treatment Program at the Cummins Unit provided treatment services to thirty (30) inmates during July. There were zero (0) admissions and five (5) discharges for an end-of-month count of twenty-five (25).

**Staffing:** The following Mental Health Services and SATP positions were vacant in June and July:

Positions	June	July
Psychologists	10	6*
Social Workers	14	15
Advisors	11	8
Substance Abuse Program Leaders	5	3
Administrative Specialists/Analysts	5	3
Psychological Examiners	2	2

\*Four psychologist positions were unbudgeted due to the large number of vacancies; none were hired in July.

**ADDITIONAL MENTAL HEALTH AND MEDICAL INFORMATION**

**Self-Study Classes:**

Classes	# of Participants	# Completed	Waiting List
Anger Management	333	229	915
Thinking Errors	298	270	1,077
Substance Abuse Education	70	37	181
Communication Skills	255	193	1,159
Domestic Violence	90	60	359
Victims of Domestic Violence	24	24	37
Stress Management	261	236	1,141
Parenting	251	163	576

**Outpatient:**

There were two thousand eighty-seven (2,087) inmates on the mental health medical log at the beginning of July. Mental Health staff conducted the following contacts during July:

Case Management Contacts	2,014
Requests for Interviews	1,363
Testing	5
Intakes	675
Unit Requests	1,110
Pre-Lockup Reviews	443
Routine Segregation Reviews	1,318
Segregation Rounds	18,955
PREA Evaluations	83
Routine Follow-up	217
834 Requests	45

**Suicide:**

There were sixty-one (61) suicidal threats during July. There were two (2) attempts, which did not result in death.

**County Mental Health Requests:**

During July, there were ninety-two (92) requests of a mental health nature received. Sixty-two (62) inmates were fast-tracked to ADC.

**County Medical Health Requests:**

During July, there were three hundred eighteen (318) requests of a medical nature received. Twelve (12) inmates were fast-tracked to ADC.

**Monetary Sanctions:**

Sanction reimbursements for June were \$8,950.

**Deaths:**

There were four (4) inmate deaths during the month of July; three (3) were claimed and one (1) was cremated.

**CCS:**

See attachment for CCS's report regarding outside beds and emergency room visits.

**Medical Grievances:**

In July, there were one hundred sixty-two (162) appeals of medical grievances received and two hundred forty-five (245) appeals were answered; seventeen (17) of those were found to be with merit and nine (9) with merit but resolved.

**SEX OFFENDER ASSESSMENT**

**Assessments Completed:**

Risk Level	July	September 1999 through July 31, 2018
Level 1	0	1,179
Level 2	29	7,270
Level 3	17	6,667
Level 4	2	641
Default 3	4	*
<b>Total</b>	<b>52</b>	<b>15,757</b>

\*Default Level 3's are included in the total number of Level 3's to date.

**ACIC Numbers:**

The total number of sex offenders registered from September 1999 through July 2018:

Compliant	7,954
Delinquent ( <i>Did not return address on time</i> )	1,023
Confined	3,160
Out-of-State	3,381
Address Unknown ( <i>Absconded</i> )	226
Deported	176
Incapacitated	79
Out of USA	7
<b>Total</b>	<b>16,006</b>

Due to a change in Arkansas law, deceased offenders no longer remain on the registry. SOCNA was notified by ACIC of eleven (11) offenders removed due to death since 1/1/2018.

**THINK LEGACY**

Unit	Slots	Completed	Removed	Assigned
Cummins	55	2	2	51
Delta Regional	24	0	0	23
East Ark. Regional	50	10	4	50
Ester	107	9	0	86
Grimes	56	6	2	56
Hawkins (Female)	40	4	0	40
McPherson	68	2	2	64
North Central	59	5	1	53
Ouachita River	46	0	0	27
Tucker	55	2	9	57
Varner	49	3	6	50
Wrightsville	48	10	1	44
<b>Total</b>	<b>657</b>	<b>53</b>	<b>27</b>	<b>601</b>

There are two hundred fourteen (214) males and forty-one (41) females on the Think Legacy waiting list. All Think Legacy applicants are within eighteen 18 months of their TE or discharge date.

The average time on the waiting list is approximately sixty (60) days. There were one hundred eighty (180) volunteer hours recorded for the month of July.

A “Vision Party,” which promotes healthy living once released, was hosted by the McPherson Unit on July 18th, and the Ester Unit on the 31st. (*“If you can dream it, you can achieve it!”*) Child Support Enforcement Staff visited the McPherson and Grimes Units on July 19th. The Ester Unit hosted a Think Legacy graduation on July 31st.

**PAWS IN PRISON**

**Currently Enrolled in Training:**

Maximum Security Unit	7
Tucker Unit	7
Hawkins Unit	6
Randall L. Williams Unit	4
Ouachita River Unit	8
North Central Unit	6
<b>Total</b>	<b>38</b>

**Completed Training:**

July 2018	21
YTD 2018	132
Since Inception (Dec. 2011)	1,154
Dogs Currently in Foster: ( <i>Graduated but not adopted</i> )	6

## CONSTRUCTION/MAINTENANCE

### PROJECT UPDATES

#### **Cummins Unit:**

DBA has approved and issued the plans for a new emergency generator. Work is underway on changing the doors in Barracks 13 to solid doors. An estimate for changing metal desks to concrete is being prepared. A contract was awarded to the architect, and the design of precast recreation yards began. Surveyors and engineers have completed their survey and taken soil samples. The architect is still working on plans.

#### **Cummins Poultry:**

Generators are tested weekly. A meeting was held with the architect to discuss making changes to the loading ramp for coolers at the chicken houses. A decision on changing the forklift is pending.

#### **Cummins School:**

A bid for ordering a metal building for new classrooms was opened on June 5, 2018. The installation of plumbing and electrical underground utilities is underway. Currently waiting on the revised submittal for the building.

#### **Delta Unit:**

Entegrity has completed all lighting and water upgrades. The compost shed has been completed, with compost equipment scheduled to arrive soon.

#### **East Arkansas Regional Unit:**

The architect submitted plans for the precast recreation yards to DBA for approval. Questions from DBA are being answered. Plans for the emergency generators for perimeter lighting were approved by DBA. A generator has been ordered and materials for the generator project are being received. Existing utilities in the area are being located. Preparations for installing gas service to the generators is underway. Entegrity has brought storage trailers and equipment onto the site, completed all lighting upgrades, and completed 85% of the water upgrades. Entegrity's work continues on solar, mechanical, composting and wastewater improvements. Purchase orders for repairs to the sewer lift station were awarded.

#### **Maximum Security Unit:**

DBA has approved the plans for an emergency generator and a bid package is being prepared. A contract was awarded to the architect who is now working on the design of the precast recreation yards. Repairs of leaking roofs is underway, as well as the installation of replacement skylights.

#### **McPherson Unit:**

The architect is working on the design of the additions to visitation and administration areas. The floor plan has been completed and a geotechnical inspection has been made.

#### **Ouachita River Correctional Unit:**

Gravel operations continue and the rock crusher is operational. Repairs are being made to the lift station. Non-storm related roof repairs have been completed.

#### **Pine Bluff Unit:**

Materials are being ordered for the Pine Bluff Unit Barracks 9D. Renovation and construction continues.

#### **Tucker Unit:**

Monitoring of the waste water plant is ongoing with repairs and adjustments being made as needed in order to stay in compliance. Staff are working on changing out the water filter media. All seven filters have been completed. Staff is awaiting test results for the seventh filter, on which the manway was replaced. Engineers prepared plans to add water filters and aeration for the water plant. The Arkansas Department of Health has approved the plans, which have also been submitted to DBA. DBA has returned their comments. Funding for one-third of the total plant renovation was received from the Governor's Office.

#### **Varner Unit:**

Cell doors in the Max Unit are being worked on. Demolition of isolation recreation yards was completed. Six have been rebuilt. Building panels are assembled in the Weld Shop. Bull pens for the open barracks are being built and installed.

#### **Wrightsville Unit:**

DBA has approved the plans for new emergency generators and a bid package is being prepared. A contract to replace the Industry Warehouse roof has been approved.

#### **Wrightsville Hawkins Unit:**

DBA has approved the plans for an additional generator for the kitchen and lighting. A bid package is being prepared.

## CONSTRUCTION/MAINTENANCE

### PERSONNEL UPDATE

**The following Construction/Maintenance position(s) were vacant at the end of July 2018:**

- 1 Project Supervisor
- 1 Project Specialist

**2018 INFORMAL GRIEVANCE REPORT**

Month	BENTON	HAWK/M	HAWK/F	WRTS	EARU & MX	GRIMES	RLW	MCWR	MCPH	MSU	NCU	PBU	NWA	TU	TRCC	VSMX	VU	CU	ORCU	Ester	DRU	Bowie Cty	TOTAL	
JAN	3	13	28	71	434	162	47	0	337	202	105	60	0	128	1	591	82	240	318	45	191	67	3,125	
FEB	3	20	34	77	283	160	26	1	237	160	74	43	0	109	1	507	63	256	267	31	211	59	2,622	
MAR	1	5	27	74	430	158	44	0	343	192	192	37	1	91	0	555	76	223	253	51	155	61	2,969	
APR	2	9	15	114	410	171	60	0	315	202	138	42	0	121	2	359	112	191	318	43	122	69	2,815	
MAY	0	19	20	103	569	169	69	0	357	198	140	25	1	150	0	416	59	189	348	26	124	72	3,054	
JUN	0	20	28	109	471	189	38	0	289	167	184	35	0	142	1	452	53	166	438	34	150	51	3,017	
JUL	0	25	39	86	471	230	33	0	323	162	214	25	1	99	1	469	64	236	405	47	108	4	3,042	
AUG																							0	
SEPT																								0
OCT																								0
NOV																								0
DEC																								0
<b>TOTAL</b>	<b>9</b>	<b>111</b>	<b>191</b>	<b>634</b>	<b>3,068</b>	<b>1,239</b>	<b>317</b>	<b>1</b>	<b>2,201</b>	<b>1,283</b>	<b>1,047</b>	<b>267</b>	<b>3</b>	<b>840</b>	<b>6</b>	<b>3,349</b>	<b>509</b>	<b>1,501</b>	<b>2,347</b>	<b>277</b>	<b>1,061</b>	<b>383</b>	<b>20,644</b>	

**2018 FORMAL GRIEVANCE REPORT**

Month	BENTON	HAWK/M	HAWK/F	WRTS	EARU & MX	GRIMES	RLW	MCWR	MCPH	MSU	NCU	PBU	NWA	TU	TRCC	VSMX	VU	CU	ORCU	Ester	DRU	Bowie Cty	TOTAL	
JAN	3	10	13	21	369	102	13	0	148	217	59	20	0	108	0	329	58	122	174	21	80	18	1,885	
FEB	3	4	5	25	334	87	17	1	131	195	28	43	0	79	0	290	55	123	160	8	82	18	1,688	
MAR	0	4	9	33	394	96	23	0	158	212	87	19	1	50	0	322	66	130	253	16	76	19	1,968	
APR	2	5	5	61	402	85	29	0	122	211	59	5	0	94	0	247	89	86	135	12	66	18	1,733	
MAY	0	11	8	38	453	82	30	0	159	237	64	13	1	93	0	264	54	102	121	31	62	24	1,847	
JUN	0	11	16	42	441	108	16	0	169	208	59	7	0	108	1	270	47	91	121	21	67	10	1,813	
JUL	0	8	11	35	440	118	14	0	157	177	86	13	1	84	1	284	55	128	135	28	54	7	1,836	
AUG																								0
SEPT																								0
OCT																								0
NOV																								0
DEC																								0
<b>TOTAL</b>	<b>8</b>	<b>53</b>	<b>67</b>	<b>255</b>	<b>2,833</b>	<b>678</b>	<b>142</b>	<b>1</b>	<b>1,044</b>	<b>1,457</b>	<b>442</b>	<b>120</b>	<b>3</b>	<b>616</b>	<b>2</b>	<b>2,006</b>	<b>424</b>	<b>782</b>	<b>1,099</b>	<b>137</b>	<b>487</b>	<b>114</b>	<b>12,770</b>	

## INMATE INSTITUTIONAL GRIEVANCE APPEAL REPORT – JULY 2018

	Acknowledged	Rejected	Processed W/O Merit	Processed W/ Merit
Benton Unit	0	0	0	0
Benton Work Release	0	0	0	0
Bowie County Texas Correctional Facility	3	15	4	0
Cummins Unit	36	5	36	0
Cummins Modular Unit	0	0	0	0
Delta Regional Unit	17	0	10	0
East Arkansas Regional Unit	10	1	22	1
East Arkansas Regional Max Unit	90	11	83	0
Ester Unit	9	2	7	1
Grimes Unit	16	5	10	0
Maximum Security Unit	61	17	87	0
Tucker Re-Entry	0	0	0	0
McPherson Unit	29	13	23	0
McPherson Mental Health Residential Program Unit	1	0	5	0
Mississippi County Work Release Center	0	0	0	0
Northwest Arkansas Work Release Center	0	0	0	0
North Central Unit	11	10	9	0
Ouachita River Correctional Unit	6	3	22	0
ORCU Hospital	0	1	0	0
ORCU New Commitment	5	0	6	0
ORCU Mental Health Residential Program Unit	0	0	0	0
Pine Bluff Unit	1	2	1	0
Pine Bluff Re-Entry	0	0	0	0
Randall L. Williams Correctional Facility	3	1	1	0
Texarkana Regional Correctional Center	0	0	0	0
Tucker Unit	12	5	21	0
Varner Super Max	158	19	85	0
Varner Unit	17	3	17	0
Wrightsville Unit	5	0	9	0
Hawkins Center	0	0	0	0
Hawkins for Males	1	0	0	0
Hawkins SPU	0	0	0	0
<b>Total</b>	<b>491</b>	<b>113</b>	<b>458</b>	<b>2</b>

## ADMISSIONS AND RELEASES – JULY 2018

<u>Admissions</u>	<u>Male</u>	<u>Female</u>	<u>Total</u>
Asian	0	1	1
Black	174	16	190
Hispanic	11	3	14
Native American Indian	3	1	4
Native Hawaiian or Pacific Isl	0	0	0
White	301	58	359
Other	0	0	0
<b>Total</b>	<b>489</b>	<b>79</b>	<b>568</b>

<u>Releases</u>	<u>Male</u>	<u>Female</u>	<u>Total</u>
Asian	3	0	3
Black	173	15	188
Hispanic	12	2	14
Native American Indian	1	1	2
Native Hawaiian or Pacific Isl	0	0	0
White	292	52	344
Other	0	0	0
<b>Total</b>	<b>481</b>	<b>70</b>	<b>551</b>



MONTHLY POPULATION AVERAGES - JULY 2018

Unit/Center	7/2	7/3	7/4	7/5	7/6	7/9	7/10	7/11	7/12	7/13	7/16	7/17	7/18	7/19	7/20	7/23	7/24	7/25	7/26	7/27	7/30	7/31	AVG
Benton	322	320	318	318	317	318	321	320	317	315	314	319	322	321	324	325	326	328	328	326	325	326	321
Cummins	1,674	1,673	1,672	1,672	1,665	1,663	1,662	1,659	1,655	1,655	1,653	1,657	1,651	1,659	1,659	1,668	1,668	1,664	1,669	1,669	1,668	1,669	1,664
Delta	627	625	612	612	625	621	622	620	618	615	612	625	621	620	618	613	614	619	617	611	620	615	618
E AR Reg	1,658	1,654	1,669	1,669	1,675	1,681	1,681	1,683	1,685	1,679	1,683	1,681	1,677	1,680	1,679	1,672	1,668	1,663	1,668	1,671	1,669	1,670	1,673
Ester	590	590	589	588	587	585	579	578	572	579	575	577	578	583	584	577	581	583	587	588	587	585	583
Grimes	1,077	1,075	1,073	1,073	1,073	1,076	1,076	1,074	1,070	1,075	1,072	1,076	1,070	1,070	1,068	1,075	1,073	1,076	1,080	1,080	1,081	1,072	1,074
Max Sec	550	550	550	550	553	554	554	554	554	554	555	556	556	556	556	556	556	555	555	555	555	555	554
McPherson	973	969	968	968	965	966	970	965	961	959	965	965	963	958	960	964	964	964	957	962	972	972	965
MCWRC	133	132	132	132	132	132	132	132	132	132	132	131	133	133	133	133	132	132	132	128	127	127	132
N Central	827	828	826	826	826	818	817	830	830	836	834	828	834	834	832	827	825	834	831	831	821	820	828
NWAWRC	100	100	98	98	99	99	100	100	100	100	100	100	99	100	100	98	98	98	100	100	99	100	99
Ouachita River	1,852	1,851	1,856	1,856	1,852	1,850	1,840	1,836	1,837	1,838	1,852	1,838	1,838	1,836	1,837	1,839	1,843	1,852	1,837	1,839	1,825	1,841	1,843
Randall L Williams	559	559	560	561	560	559	562	557	555	552	549	551	557	556	550	555	551	555	563	558	560	563	557
Pine Bluff	489	486	484	483	483	486	491	486	486	484	483	481	490	492	482	486	492	493	490	487	488	486	487
PB Reentry	53	54	54	54	54	54	54	54	54	54	54	54	54	54	54	54	54	54	54	54	53	53	54
TRCC	120	122	120	120	120	119	119	119	119	119	123	122	122	120	120	120	125	124	124	124	126	126	122
Tucker	1,007	1,012	1,007	1,007	999	995	1,004	999	1,001	996	996	991	993	1,004	1,004	1,002	995	990	985	984	996	996	998
Vanner	1,736	1,740	1,735	1,735	1,739	1,739	1,741	1,739	1,740	1,739	1,736	1,737	1,730	1,718	1,729	1,739	1,740	1,738	1,734	1,733	1,736	1,733	1,736
Wrightsville	1,299	1,295	1,303	1,304	1,309	1,299	1,307	1,317	1,315	1,313	1,305	1,304	1,313	1,311	1,301	1,296	1,302	1,303	1,305	1,302	1,296	1,307	1,305
Total ADC	15,646	15,635	15,626	15,626	15,633	15,614	15,632	15,622	15,601	15,594	15,593	15,593	15,601	15,605	15,590	15,599	15,607	15,626	15,616	15,602	15,604	15,616	15,613
ALETA	19	19	19	19	19	19	19	19	19	19	19	19	19	19	19	19	19	19	19	19	19	19	19
Ar State Police	60	60	62	62	62	63	63	63	63	64	64	64	64	64	64	64	63	63	63	62	63	63	63
Co Jail / M	1,484	1,500	1,486	1,486	1,464	1,466	1,451	1,484	1,492	1,515	1,514	1,502	1,482	1,475	1,472	1,463	1,474	1,461	1,456	1,499	1,529	1,532	1,486
Co Jail / F	94	94	91	91	84	81	81	87	92	94	84	87	87	88	87	90	86	91	97	98	94	97	90
Total Co Jail BK	1,578	1,594	1,577	1,577	1,548	1,547	1,532	1,571	1,584	1,609	1,598	1,589	1,569	1,563	1,559	1,553	1,560	1,552	1,553	1,597	1,623	1,629	1,576
Bowie Co., TX	336	333	333	333	335	335	334	335	335	335	335	334	334	334	332	332	332	333	333	332	332	332	334
309/M	248	247	247	247	247	247	246	247	247	247	248	247	247	243	242	244	244	242	242	244	246	247	246
309/F	73	73	72	72	72	73	73	73	73	73	74	74	74	74	74	74	74	74	74	73	74	74	73
Total Act 309	321	320	319	319	319	320	319	320	320	320	322	321	321	317	316	318	318	316	316	317	320	321	319
Total Non ADC	2,314	2,326	2,310	2,310	2,283	2,284	2,267	2,308	2,321	2,347	2,338	2,327	2,307	2,297	2,290	2,286	2,292	2,283	2,284	2,327	2,357	2,364	2,310
Total	17,960	17,961	17,936	17,936	17,916	17,898	17,899	17,930	17,922	17,941	17,931	17,920	17,908	17,902	17,880	17,885	17,899	17,909	17,900	17,929	17,961	17,980	17,923

## FISCAL YEAR 2019 COUNTY JAIL BACKUP - JULY 2018

DAY		Jul-18
1	*	1,575
2		1,578
3		1,594
4		1,577
5		1,577
6		1,548
7	*	1,548
8	*	1,548
9		1,547
10		1,532
11		1,571
12		1,584
13		1,609
14	*	1,609
15	*	1,609
16		1,598
17		1,589
18		1,569
19		1,563
20		1,559
21	*	1,559
22	*	1,559
23		1,553
24		1,560
25		1,552
26		1,553
27		1,597
28	*	1,597
29	*	1,597
30		1,623
31		1,629
<b>Avg Daily Backup</b>		<b>1,576</b>

Notes: Totals do not include 309 Contracts in County Jails (maximum of 336)

## STTG UNIT COUNTS – JULY 2018



Arkansas Department of Correction

Unit	Beginning Total	Confirmed	Suspected	In	Out	Paroled	Removed	Ending Total	Total Unit Population	Unit % of STTG's
Benton	69	3		6	6	3		69	232	29.74%
Cummins	477	7		33	14	4		499	1,676	29.77%
Delta	162			13	10	9		156	608	25.66%
EARU	610			25	21	10		604	1,671	36.15%
Grimes	368	4		32	13	17		374	1,073	34.86%
Hawkins	42			4	1			45	443	10.16%
Max	256			14	7			263	558	47.13%
Mcperson	30			1				31	971	3.19%
MCWR	41			2	1	1	1	40	126	31.75%
NCU	236			22	16	12		230	818	28.12%
NWAWR	14			1	3			12	99	12.12%
ORCU	401			36	18	10		409	1,604	25.50%
ORCU Intake	62	124		11	140			57	241	23.65%
PB/Ester	241			43	39	13		232	1,127	20.59%
RLW	158			36	30			164	564	29.08%
TWR	28			9	8			29	127	22.83%
Tucker	271			44	36	1		278	999	27.83%
Varner	699			75	58	15		701	1,727	40.59%
Wrightsville	223			37	21	12		227	845	26.86%
<b>Total</b>	<b>4,388</b>	<b>138</b>	<b>0</b>	<b>444</b>	<b>442</b>	<b>107</b>	<b>1</b>	<b>4,420</b>	<b>15,509</b>	<b>28.50%</b>

ORCU Intake brought in 124 new STTG members into ADC last month.

## STTG DISCIPLINARY REPORT – JULY 2018



Arkansas Department of Correction

Unit	STTG Incidents	STTG Suspected Incidents	Total Unit Disciplinary	Disciplinary Involving STTG	Percentage
Benton			16	5	31.25%
Cummins	1	6	570	249	43.68%
Delta			113	35	30.97%
EARU			646	322	49.85%
Grimes	3	1	188	73	38.83%
Hawkins			19	0	0.00%
Max			98	51	52.04%
Mcpherson			207	11	5.31%
MCWR			4	2	50.00%
NCU			105	43	40.95%
NWAWR			13	2	15.38%
ORCU			532	250	46.99%
ORCU Intake			12	4	33.33%
PB/Ester			82	29	35.37%
RLW			39	16	41.03%
TWR			7	1	14.29%
Tucker	2		169	72	42.60%
Varner			445	216	48.54%
Wrightsville	2		105	41	39.05%
<b>Total</b>	<b>8</b>	<b>7</b>	<b>3,370</b>	<b>1,422</b>	<b>42.20%</b>

## STTG COUNTS BY STTG SET – JULY 2018



## Arkansas Department of Correction

STTG Set	Benton	Cummins	Delta	EARU	Grimes	Hawkins	Max	Mcpherson	MCWR	NCU	NWAWR	ORCU	Intake	PB	RLW	TWR	Tucker	Varner	Wrightsville	Total
Asian	2			1	1				1		1	1		2			2			11
Bloods	9	104	22	99	72	7	65	4	5	40	5	91	13	32	23	7	61	133	49	841
Crips	7	73	16	69	44	3	27	4	5	14	1	60	3	25	16	5	39	99	18	528
Folk	2	35	4	57	35	4	60	6		13	2	14	2	10	9	1	24	83	15	376
GD	9	111	45	133	76	10	20	2	5	40		85	8	49	34	6	71	146	52	902
Mexican	4	13	7	18	12	2	2	2		12	1	12	1	6	6	1	6	27	4	136
Motorcycle		1		3	1		5	1		1		1	1	2	2		3		1	22
Other	3	13	9	6	11	1	4			6		17	1	12	5		3	16	7	114
People	2	16	8	20	15		13	3		16		17		14	9		7	24	8	172
Unknown		8	3	8	7	2	2			5		6	5		6		3	5	5	65
W/S	14	34	20	54	36	2	12	5	8	44	2	32	10	39	19	4	27	53	28	443
NAE		28	5	37	19	6	18	2	3	4		20	4	13	14	2	13	31	14	233
WAR		52	13	73	27	6	20	1	8	25		31	8	18	12	1	12	50	15	372
AC	6	6	2	15	14	2	12	1	2	2		8	1	3	6	2	2	26	6	116
AB	11	5	2	11	4		3		3	8		14		7	3		5	8	5	89
<b>Total</b>	<b>69</b>	<b>499</b>	<b>156</b>	<b>604</b>	<b>374</b>	<b>45</b>	<b>263</b>	<b>31</b>	<b>40</b>	<b>230</b>	<b>12</b>	<b>409</b>	<b>57</b>	<b>232</b>	<b>164</b>	<b>26</b>	<b>278</b>	<b>701</b>	<b>227</b>	<b>4,420</b>

Key:

GD = Gangster Disciples

W/S = White Supremacist

NAE = New Aryan Empire

WAR = White Aryan Resistance

AC = Aryan Cricle

AB = Aryan Brotherhood

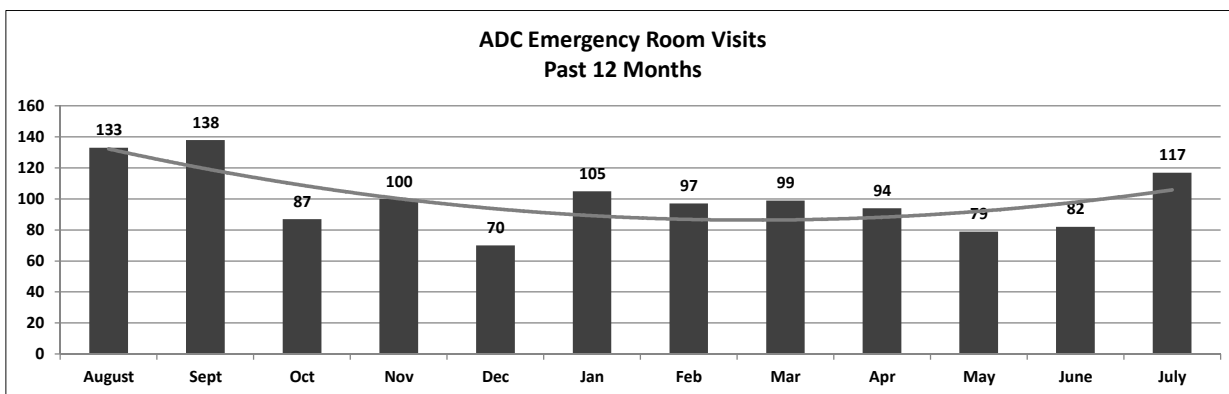
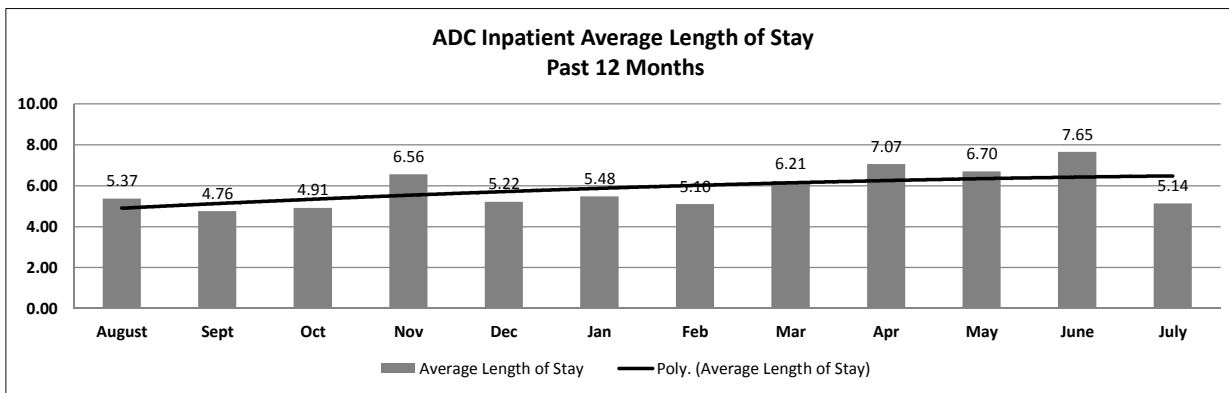
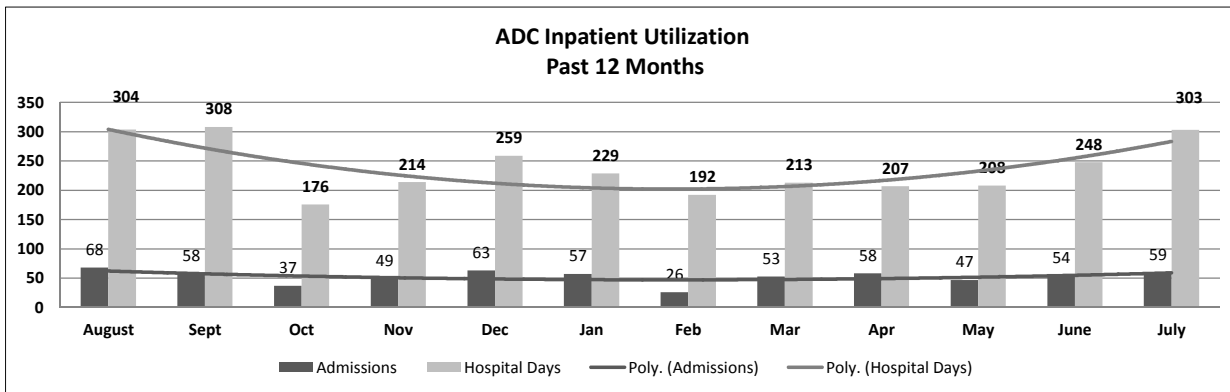
## ADC INPATIENT AND EMERGENCY ROOM UTILIZATION

ADC Inpatient Statistics Past 12 Months

	2017					2018							Average
	August	Sept	Oct	Nov	Dec	Jan	Feb	Mar	Apr	May	June	July	
Admissions	68	58	37	49	63	57	26	53	58	47	54	59	52.4
Hospital Days	304	308	176	214	259	229	192	213	207	208	248	303	238.4
Average Length of Stay	5.37	4.76	4.91	6.56	5.22	5.48	5.10	6.21	7.07	6.70	7.65	5.14	4.55

ADC ER Visits Past 12 Months

	2017					2018							Average
	August	Sept	Oct	Nov	Dec	Jan	Feb	Mar	Apr	May	June	July	
Emergency Room Visits	133	138	87	100	70	105	97	99	94	79	82	117	100.1



## MEDICAL GRIEVANCE BOARD REPORT – JULY 2018

Unit	Acknowledged/ Received	Rejected	Reviewed & Signed by Dep Director	With Merit	With Merit, but Resolved	% With Merit	Without Merit
Benton	0	0	0	0	0	0%	0
Bowie Co.	1	0	1	0	1	100%	0
CMU	0	0	0	0	0	0%	0
Cummins	8	2	15	1	0	7%	14
Delta	2	1	3	0	0	0%	3
EARU	17	1	36	1	1	6%	34
EARU Max	19	5	45	6	3	20%	36
Ester	4	0	2	0	0	0%	2
Grimes	9	5	5	1	0	20%	4
Hawkins	1	2	0	0	0	0%	0
McPherson	8	1	12	0	2	17%	10
MCWRC	0	0	0	0	0	0%	0
MSU	28	0	35	3	1	11%	31
North Central	4	2	7	0	0	0%	7
NWAWRC	0	0	0	0	0	0%	0
Ouachita	9	5	21	4	1	24%	16
Pine Bluff	0	0	0	0	0	0%	0
Randall Williams	1	0	1	0	0	0%	1
SNN	0	0	0	0	0	0%	0
TRCC	0	0	0	0	0	0%	0
Tucker	5	8	8	0	0	0%	8
Varner	14	1	19	0	0	0%	19
Varner S Max	27	3	30	1	0	3%	29
WRU	0	0	0	0	0	0%	0
WHM	5	1	5	0	0	0%	5
WWR	0	0	0	0	0	0%	0
<b>TOTAL</b>	<b>162</b>	<b>37</b>	<b>245</b>	<b>17</b>	<b>9</b>	<b>11%</b>	<b>219</b>

### CHAPLAINCY

Monthly Report for: July 2018	BENTON	CUMMINS	DELTA REGIONAL	EAST ARKANSAS	EAST ARKANSAS MAX	ESTER	GRIMES	HAWKINS	MAXIMUM	MCPHERSON	NORTH CENTRAL	OUACHITA RIVER	PINE BLUFF	RANDALL L. WILLIAMS	TUCKER	VARNER	VARNER MAX	WRIGHTSVILLE	TOTAL
<b>Services Chaplains Oversaw</b>																			
Christian																			
Population	2	8	15	4	0	3	10	3	4	2	8	5	3	12	7	7	0	5	98
Segregation	0	0	0	0	0	0	0	0	0	0	0	2	0	0	0	0	0	0	2
Muslim																			
Population	0	4	4	2	0	1	4	0	0	4	1	4	0	5	1	4	0	1	35
Segregation	0	0	0	0	0	0	0	0	0	0	0	0	0	0	0	0	0	0	0
<b>Total Services</b>																			<b>135</b>
<b>Volunteers in Charge</b>																			
Protestant	22	17	12	24	0	16	9	17	26	17	5	9	11	0	24	33	6	34	282
Catholic	0	1	0	4	0	1	2	10	1	2	4	3	1	1	1	2	2	5	40
Muslim	0	0	0	4	0	1	0	1	0	0	0	4	0	0	2	0	0	4	16
Other	3	0	0	8	0	1	0	2	13	4	0	20	0	0	0	3	0	2	56
Baptism	0	0	0	12	0	0	1	0	0	0	3	8	0	0	0	0	0	6	30
<b>Marriages</b>																			
	0	0	0	0	0	0	0	2	1	0	0	0	0	0	0	0	0	0	3
<b>Distributed by Chaplains</b>																			
Greeting Cards	20	15	0	0	0	150	124	250	86	644	45	200	101	10	93	0	0	0	1,738
Bibles, Quran, Torah, Etc.	25	26	60	26	22	35	10	5	16	51	90	500	5	6	18	0	0	6	901
Study Course	100	0	15	5	4	12	0	5	11	60	0	165	0	8	0	0	0	0	385
Writing Supplies	20	11	0	0	0	85	14	200	49	6	0	200	0	0	0	0	0	4	589
Literature	75	875	650	523	432	500	115	325	636	325	360	500	56	38	3	0	0	201	5,614
<b>Chaplain's Visits</b>																			
Barracks	35	74	60	4	0	22	56	41	122	20	53	39	58	18	107	98	36	25	868
Approximate Hours Spent in Barracks	21	42	24	2	0	11	23	20	31	31	14	72	12	41	26	17	12	11	410
Inmate Office visits	37	49	107	66	0	60	126	71	16	65	37	315	47	227	381	91	0	29	1,724
Other Office visits	47	17	15	17	2	22	18	8	10	30	20	150	11	28	40	19	0	8	462
Hospital	0	1	0	1	0	0	3	0	0	0	0	52	0	7	0	1	0	3	68
Infirmery/Sick Call	0	6	3	2	0	10	28	1	10	8	5	22	4	10	3	7	0	3	122
Restrictive/Punitive Housing	0	14	8	0	6	0	30	0	31	28	5	62	4	20	4	0	36	3	251
PC - DRU	0	0	3	0	0	0	0	0	0	0	0	0	0	0	0	0	0	0	3
Visitation Days	0	0	2	0	0	1	0	0	0	0	3	2	0	0	0	0	0	1	9
<b>Volunteer Visits</b>																			
RCV	5	0	4	0	0	0	3	19	53	35	0	50	0	21	10	0	0	0	200
OCV	12	0	15	0	0	31	0	48	213	29	27	0	18	0	62	3	0	18	476
Spiritual Advisor	0	2	0	0	0	0	1	0	0	2	0	10	1	0	5	1	0	1	23
CRA	28	49	28	98	7	35	24	74	85	32	63	107	8	28	72	45	10	14	807
<b>Religious Volunteer Hours</b>																			
Volunteer Hours	92	97	141	228	11	186	437	222	351	213	277	461	91	124	527	152	17	66	3,693
DENOMINATIONAL/VOLUNTEER CHAPLAIN HOURS	52	97	3	13	0	160	34	154	213	128	128	96	4	99	164	15	0	28	1,388
<b>Total Volunteer Hours</b>																			<b>5,081</b>
<b>Other Activities of Chaplain</b>																			
Counseled Employees	12	5	6	4	0	12	3	6	2	22	12	55	6	15	6	23	0	0	189
Orientation Sessions	0	5	0	0	0	1	3	0	0	1	0	4	0	0	0	0	0	1	15
Free World Devotions	0	4	0	9	0	7	21	0	0	3	0	8	12	10	3	1	0	0	78
Spoke in Churches	7	12	0	16	0	8	24	0	0	2	0	5	12	10	5	5	0	0	106
Crisis Intervention Sessions	4	18	4	0	0	18	0	0	0	4	4	15	9	8	10	0	1	9	104
Marriage Counseling	2	0	0	2	0	0	0	0	1	0	2	3	0	0	1	1	0	0	12
Denominational Meeting	0	1	0	2	0	2	0	0	1	0	0	1	1	0	0	0	0	0	8
Chaplain's Meeting	0	2	1	1	0	1	1	1	1	1	1	1	1	1	1	1	0	1	16
Volunteer Training Session	0	0	5	0	0	1	0	0	0	0	0	4	0	0	0	0	0	1	11
Choir Trip	0	0	0	0	0	0	0	0	0	0	0	0	0	0	0	0	0	0	0
<b>Chaplain Transfers</b>																			
	0	0	0	0	0	0	0	0	0	0	0	0	0	0	0	0	0	0	0
<b>Chaplain Promotions</b>																			
	0	0	0	0	0	0	0	0	0	0	0	0	0	0	0	0	0	0	0
<b>PAL PROGRAM</b>																			
Enrolled at start of month	0	47	24	48	0	30	46	33	16	56	26	31	0	34	48	52	0	29	520
Enrolled during the month	0	6	3	4	0	0	9	5	2	22	1	9	0	3	19	4	0	4	91
Removed From PAL Program																			
# Paroled	0	0	0	1	0	0	1	0	0	9	1	2	0	4	4	1	0	3	26
# Completed	0	1	0	0	0	0	0	1	0	3	2	0	0	1	1	1	0	2	12
# Withdrew	0	2	1	1	0	0	0	3	0	2	0	1	0	0	2	0	0	0	12
# Removed	0	2	5	0	0	0	4	1	0	2	1	4	0	0	0	4	0	1	24
# Transferred	0	1	2	2	0	0	2	3	0	6	1	2	0	1	9	0	0	2	31
Total Removed from PAL Program	0	6	8	4	0	0	7	8	0	22	5	9	0	6	16	6	0	8	105
<b>Total Enrolled at the End of the Month</b>	<b>0</b>	<b>47</b>	<b>19</b>	<b>48</b>	<b>0</b>	<b>30</b>	<b>48</b>	<b>30</b>	<b>18</b>	<b>56</b>	<b>22</b>	<b>31</b>	<b>0</b>	<b>31</b>	<b>51</b>	<b>50</b>	<b>0</b>	<b>25</b>	<b>506</b>
<b>Volunteers in PAL</b>																			
	0	12	2	11	0	6	28	75	7	39	5	10	0	4	9	4	0	4	216
<b>Special Events:</b>																			
	1	2	1	1	0	0	0	1	0	1	1	1	0	0	2	0	0	0	11

# MONTHLY PURCHASING REPORT – JULY 2018

PURCHASE ORDERS OVER \$10,000.00					
VENDOR	DESCRIPTION	LOCATION	PO#	PURCHASE AMOUNT	FUND
Shamrock Meats Inc	Ground Beef	Cummins Cold Storage	4501808283	\$479,700.00	Operational Farm Budget
Denali Water Solutions	Water Treatment Svc, Lagoon Cleanout	Tucker/Maintenance	4501808517	\$19,718.25	Operational Budget
Helena Chemical Company	Herbicide-Roundup	EARU/Farm	4501809584	\$20,000.00	Operational Farm Budget
Long Lake Irrigation Inc	Pipe & Stainless Steel Bands	Cummins/Farm	4501809321	\$26,744.93	Operational Farm Budget
Miller Bowie Supply.Com	Feed	Cummins/Farm & Wrightsville/Farm	4501809287	\$32,939.20	Operational Farm Budget
Brown Brothers Produce Company	Veterinarian Service	Cummins/Farm	4501809283	\$19,500.00	Operational Farm Budget
Farm Brothers Flyers A LLC	Aerial Service	Cummins/Farm	4501809298	\$13,909.80	Operational Farm Budget
Arkansas Correctional Industries	Mattresses	NWAWR	4501809531	\$12,395.17	Work Release
Green Point AG LLC	Herbicide-Liberty	Cummins/Chemical Shed	4501809264	\$26,190.00	Operational Farm Budget
Trane US Inc	HVAC Units & Parts	McPherson/Maintenance	4501809267	\$19,409.29	Operational Budget
Sysco Food Services of Arkansas Inc	Food Purchases	Central Warehouse	4501809668	\$385,067.42	Operational Budget
William R Hill & Co Inc Doug Waldmann	Food Purchases	Central Warehouse	4501809703	\$143,017.73	Operational Budget
US Foods Inc	Food Purchases	Central Warehouse	4501809737	\$82,215.90	Operational Budget
MJ Kellner	Food Purchases	Central Warehouse	4501809726	\$82,688.00	Operational Budget
National Food Group	Food Purchases	Central Warehouse	4501809718	\$143,069.90	Operational Budget
Acadian Hardwoods & Cypress	Oak Plywood	Wrightsville/Warehouse	4501809914	\$21,370.30	Operational Industry Budget
Cedar Creek LLC	Oak Lumber	Wrightsville/Warehouse	4501809900	\$21,800.00	Operational Industry Budget
Helena Chemical Company	Herbicide-Liberty	Cummins/Chemical Shed	4501810721	\$24,570.00	Operational Farm Budget
Riceland Foods Inc	Feed for Livestock	Cummins/Farm	4501810761	\$84,888.00	Operational Farm Budget
MFA Incorporated	Herbicide-Cincher	Tucker/Farm	4501809330	\$11,360.25	Operational Farm Budget
Green Point AG LLC	Fertilizer-Urea	Cummins/Farm	4501810800	\$19,027.50	Operational Farm Budget
Helena Chemical Company	Fertilizer-Urea, & Ammonia Sulfate	EARU/Farm	4501809270	\$24,239.20	Operational Farm Budget
Helena Chemical Company	Herbicide-Quilt Xcel	Cummins/Chemical Shed	4501811029	\$16,960.00	Operational Farm Budget
Frost Flying Service	Aerial Service	EARU/Farm	4501811028	\$17,812.50	Operational Farm Budget
Galls LLC	Uniform Shirts	Training Academy	4501811594	\$20,831.43	Operational Budget
Robbins Sales Company Inc	Food Purchases	Central Warehouse	4501811111	\$50,658.36	Operational Budget
Sysco Food Services of Arkansas Inc	Food Purchases	Central Warehouse	4501811132	\$40,932.50	Operational Budget
Arkansas Correctional Industries	Boots, Mattress Foam & Covers	Grimes	4501810775	\$28,207.92	Operational Budget
Arkansas Correctional Industries	Clothing & Linens	Grimes	4501810768	\$35,045.99	Operational Budget
Terco Investment Co, Terry Hardware	Network Service Equipment	Construction/Maintenance	4501811138	\$20,168.23	Telephone Funds
Arkansas Correctional Industries	Janitorial Supplies	Central Warehouse	4501811105	\$24,975.39	Operational Budget
Servicewear Apparel	Uniform Pants	Training Academy	4501811865	\$12,101.08	Operational Budget
Mid South Sales Inc	Fuel-Diesel, Off Road	Tucker/Farm	4501809662	\$16,433.57	Operational Farm Budget
Atlantic Beverage Company	Food-Seasonings & Spices	Central Warehouse	4501811355	\$32,356.20	Operational Budget
Phoenix Trading Inc	Deodorant Soap	Central Warehouse	4501811727	\$17,424.00	Operational Budget
Arkansas Correctional Industries	Clothing, Boots, Linens, Mattresses	Varner	4501812132	\$86,181.64	Operational Budget
Fastenal Co	Skylights & Screws	Max Sec/Maintenance	4501811892	\$33,386.56	Operational Budget
Green Point AG LLC	Fertilizer-Urea & Potash	Wrightsville/Farm	4501812715	\$12,830.00	Operational Farm Budget
Central Laundry Equipment Inc	Dishwasher-Dish & Tray Machine	McPherson	4501813428	\$17,364.38	Work Release
Cedar Creek LLC	Herbicide-Liberty	Wrightsville/Warehouse	4501812772	\$17,900.00	Operational Industry Budget
American Business Solutions Inc	Scanners, Computer Accessories	Admin East/Information Services	4501811463	\$10,017.48	Operational Budget
VW Grainger Inc	Tools & Supplies	EARU/Maintenance	4501812794	\$10,992.52	Operational Budget
Long Lake Irrigation Inc	Irrigation Parts & Supplies	Tucker/Farm	4501814126	\$18,042.46	Operational Farm Budget
Frost Flying Service	Aerial Service	EARU/Farm	4501814221	\$11,700.00	Operational Farm Budget
Cruse Uniforms & Equipment Inc	Ammunition	McPherson	4501813577	\$10,983.11	Operational Budget
Arkansas Correctional Industries	Boots	Cummins/Commissary	4501813534	\$15,847.65	Operational Budget
R D Clifton, Clifton Seed Company	Garden Seed	Cummins/Farm	4501814531	\$39,607.90	Operational Farm Budget
Miller Bowie Supply.Com	Poultry Feed	Cummins/Farm	4501814461	\$21,120.00	Operational Farm Budget
Servicewear Apparel	Uniform Pants	Training Academy	4501814616	\$12,997.44	Operational Budget
Green Point AG LLC	Fuel-Diesel, Off Road	Cummins/Farm	4501808956	\$51,653.14	Operational Farm Budget
Arkansas Correctional Industries	Clothing, Boots, Linens, Mattresses	McPherson	4501814072	\$57,612.53	Operational Budget
Pyramid Interiors Distributors	Building Supplies	Construction/Construction	4501814943	\$13,198.14	PB Barracks 9 Reno Trust Fund
Cruse Uniforms & Equipment Inc	Ammunition	Emergency Prep/Radio Shop	4501814731	\$10,050.70	Telephone Funds
Arkansas Correctional Industries	Clothing, Boots, Linens, Mattresses	Grimes	4501814905	\$10,983.11	Operational Budget
Razor Chemical Inc	Janitorial Supplies	Delta/Janitorial Factory	4501815202	\$36,807.00	Operational Industry Budget
Foam Products of Tyler Inc	Foam	Tucker/Industry	4501815521	\$11,966.00	Operational Industry Budget
John D Wahrmond	Harvesting Service for Corn	Cummins/Farm	4501816169	\$43,500.00	Operational Farm Budget
Ideal Chemical & Supply Company	Janitorial Chemicals	Delta/Janitorial Factory	4501816095	\$15,620.40	Operational Industry Budget
Bob Barker Company Inc	Clothing-Boxer Shorts	Cummins/Industry	4501815936	\$12,861.60	Operational Industry Budget
Helena Chemical Company	Herbicide-Liberty for Soybeans	Cummins/Chemical Shed	4501815482	\$24,570.00	Operational Chemical Budget
Bob Barker Company Inc	Clothing-Officer, Duty Jackets	Training Academy	4501815768	\$10,910.34	Operational Budget
Galls LLC	Clothing-Uniform Shirts	Training Academy	4501815690	\$14,936.87	Operational Budget
Mid South Sales Inc	Fuel-Unleaded & Diesel	Warehouse	4501812061	\$12,084.03	Operational Budget
Little Rock Winnelson	Boiler	Wrightsville/Maintenance	4501816173	\$10,198.11	Operational Budget
Arkansas Correctional Industries	Boots	TexasKana	4501817743	\$10,082.93	Work Release
Fastenal Corp	Skylights	Max Sec/Maintenance	4501817632	\$10,087.11	Operational Budget
Arkansas Correctional Industries	Clothing, Linens, Hats	TexasKana	4501817565	\$23,397.49	Work Release
Arkansas Correctional Industries	Clothing	Cummins/Commissary	4501817554	\$32,355.27	Operational Budget
Cooks Direct Inc	Rhino Carts	Cummins/Commissary	4501817314	\$12,416.25	Operational Budget
Wholesale Electric Supply Co Inc	Network Service Equipment	Tucker	4501817298	\$11,639.41	Telephone Funds
Tabb Textiles Co Inc	Fabric-Red Twill	Wrightsville/Warehouse	4501817462	\$19,500.00	Operational Industry Budget
Tabb Textiles Co Inc	Fabric, White Sheeting	Wrightsville/Warehouse	4501817490	\$46,200.00	Operational Industry Budget
Arkansas Correctional Industries	Coffee & Tea	Central Warehouse	4501817300	\$12,861.00	Operational Budget
Arkansas Correctional Industries	Clothing, Linens, Mattresses, Cleaners	Hawkins	4501817147	\$24,781.25	Operational Budget
Arkansas Correctional Industries	Janitorial Supplies	Central Warehouse	4501817303	\$74,199.53	Operational Budget
Arkansas Correctional Industries	Clothing	Randall Williams	4501817296	\$16,128.20	Operational Budget
National Food Group	Food Purchases	Central Warehouse	4501816968	\$72,963.40	Operational Budget
Robbins Sales Company Inc	Food Purchases	Central Warehouse	4501816961	\$62,365.52	Operational Budget
US Foods Inc	Food Purchases	Central Warehouse	4501816915	\$104,164.60	Operational Budget
MJ Kellner	Food Purchases	Central Warehouse	4501816991	\$64,566.00	Operational Budget
American Paper & Twine Co	Paper Towels	Central Warehouse	4501816874	\$11,847.26	Operational Budget
GE Government Supply LLC	Powdered Milk	Cummins Creamery/Farm	4501817059	\$58,000.00	Operational Farm Budget
Trane US Inc	HVAC Units & Parts	McPherson Unit	4501816570	\$10,282.19	Operational Budget
Arkansas Correctional Industries	Beds	Construction/Construction	4501816315	\$16,541.18	Operational Budget
Arkansas Correctional Industries	Bags, Mattresses Covers, Boots	Pine Bluff	4501816695	\$24,470.95	Operational Budget
Arkansas Correctional Industries	Clothing, Linens, Jackets, Flags	Pine Bluff	4501816703	\$46,476.41	Operational Budget
Bob Barker Company Inc	Clothing & Boots	Varner	4501817503	\$33,693.33	Operational Budget
Tommys Flying Service Inc	Aerial Service for Soybeans	Tucker/Farm	4501817650	\$15,806.00	Operational Farm Budget
Fastenal Co	Tools & Supplies	Construction/Construction	4501817788	\$29,708.14	Telephone Funds
Sysco Food Services of Arkansas Inc	Food Purchases	Central Warehouse	4501816936	\$79,077.40	Operational Budget
Mid States Services Inc	Toilet Paper	Wrightsville/Warehouse	4501818322	\$21,964.80	Operational Industry Budget
American Business Solutions Inc	Lexmark Laser Printers	Admin East/Information Services	4501818187	\$10,199.75	Operational Budget
Bob Barker Company Inc	Clothing	TexasKana	4501818593	\$12,658.30	Work Release
John W Gasparini Inc Marks Plumbing	Plumbing Supplies	Ouachita/Maintenance	4501818937	\$11,934.07	Operational Budget
William R Hill & Co Inc Doug Waldmann	Food Purchases	Central Warehouse	4501817268	\$283,810.95	Operational Budget
Green Point AG LLC	Herbicide-Prevathon	Tucker/Farm	4501818920	\$28,885.00	Operational Farm Budget
Kronos Incorporated	Time Clock Support Renewal	Admin East/Information Services	4501818955	\$15,060.32	Operational Budget
Cummings Heating Cooling Inc	HVAC Compressors	EARU/Maintenance	4501819101	\$13,545.00	Operational Budget
US Foods Inc	Food Warming Equipment	Varner	4501818957	\$42,747.90	Work Release
Fastenal Co	Fence Camera Repair Supplies	Construction/Construction	4501818961	\$96,497.38	DOC Existing Facilities
Hy-Line North America	Chicks	Cummins/Farm	4501819213	\$46,800.00	Operational Farm Budget
South Arkansas Equipment	Equipment Lease	Cummins/Farm	4501819269	\$392,000.00	Operational Farm Budget
South Arkansas Equipment	Tractor Lease	EARU/Farm	4501819260	\$25,000.00	Operational Farm Budget
South Arkansas Equipment	Tractor Lease	Tucker/Farm	4501819251	\$97,000.00	Operational Farm Budget
Central Laundry Equipment Inc	Parts to Repair Washers	EARU/Maintenance	4501819476	\$16,768.67	Operational Budget
Darragh Company	Tools	TexasKana	4501819337	\$12,276.24	Work Release
CLI Enterprises LLC	Laundry Equipment Repair Parts	Ouachita/Maintenance	4501819457	\$13,259.40	Operational Budget
Western Detention Products Inc	Locks & Parts	McPherson	4501819417	\$10,531.08	Operational Budget
Gresham Petroleum Company	Fuel-Unleaded	Cummins/Commissary	4501816070	\$18,900.00	Operational Budget
Littlefield Oil Co	Fuel-Unleaded & Diesel	North Central	4501816878	\$11,771.55	Operational Budget
GDW LLC	Conference Cameras	Admin East/Information Services	4501819960	\$10,112.30	Operational Budget
VW Grainger Inc	Tools & Supplies	EARU/Maintenance	4501819152	\$12,969.14	Operational Budget
Arkansas Correctional Industries	Clothing, Boots, Linens, Mattresses	EARU	4501819120	\$76,762.10	Operational Budget
Total for Purchases over \$10,000				\$4,984,808.79	
FIRM CONTRACTS OVER \$25,000.00					
VENDOR	DESCRIPTION	UNIT	Contract # P.O.#	PURCHASE AMOUNT	FUND
Total for Contracts				\$0.00	
EMERGENCY PURCHASE ORDERS OVER \$25,000.00					
Total EM Purchases				\$0.00	
<b>Total Purchases</b>				<b>\$4,984,808.79</b>	

## PERSONNEL REPORT – JULY 2018

UNIT	AUTHORIZED	FILLED	VACANT	% VACANT	HIRED	VOLUNTARY TERMINATION	INVOLUNTARY TERMINATION	RETIREMENT
BENTON (CR05)	77	72	5	6.49%	0	1	0	1
CENTRAL OFFICE (CR01, CR02, CR08 & CR22)	269	251	18	6.69%	0	2	0	1
CHAPLAINCY	27	26	1	3.70%	0	0	0	0
CONSTRUCTION (CR04)	59	55	4	6.78%	0	1	0	0
CUMMINS (CR09)	427	381	46	10.77%	8	4	1	1
DELTA (CR10)	183	171	12	6.56%	3	3	1	0
EAST ARKANSAS (CR12)	365	324	41	11.23%	13	12	5	2
ESTER (CR11)	155	146	9	5.81%	1	0	0	0
FARM (CR29)	61	56	5	8.20%	1	0	0	0
GRIMES (CR27)	244	231	13	5.33%	6	3	2	0
HAWKINS (CR06)	76	73	3	3.95%	3	1	0	0
INDUSTRY (CR07)	52	41	11	21.15%	0	1	0	0
MAXIMUM SECURITY (CR14)	229	169	60	26.20%	10	5	2	0
MCPHERSON (CR28)	230	213	17	7.39%	11	6	2	0
MENTAL HEALTH	182	143	39	21.43%	4	2	0	0
MISS COUNTY (CR15)	38	33	5	13.16%	1	0	0	1
NORTH CENTRAL (CR16)	197	193	4	2.03%	3	2	1	0
NORTHWEST ARK (CR17)	30	28	2	6.67%	0	2	0	0
OUACHITA RIVER (CR30)	466	424	42	9.01%	18	8	5	2
PINE BLUFF (CR20)	169	152	17	10.06%	2	4	0	2
RANDAL L. WILLIAMS (CR13)	145	136	9	6.21%	0	1	2	2
TEXARKANA (CR21)	31	30	1	3.23%	3	1	1	0
TRANSPORTATION (CR32)	102	100	2	1.96%	0	1	0	1
TUCKER (CR23)	199	159	40	20.10%	13	1	2	0
VARNER (CR24)	358	292	66	18.44%	12	5	4	1
WRIGHTSVILLE (CR25)	207	192	15	7.25%	6	4	0	0
TOTAL	4,578	4,091	487	10.64%	118	70	28	14

Term/Hire report run 8/1/18 - PSR created 8/1/18

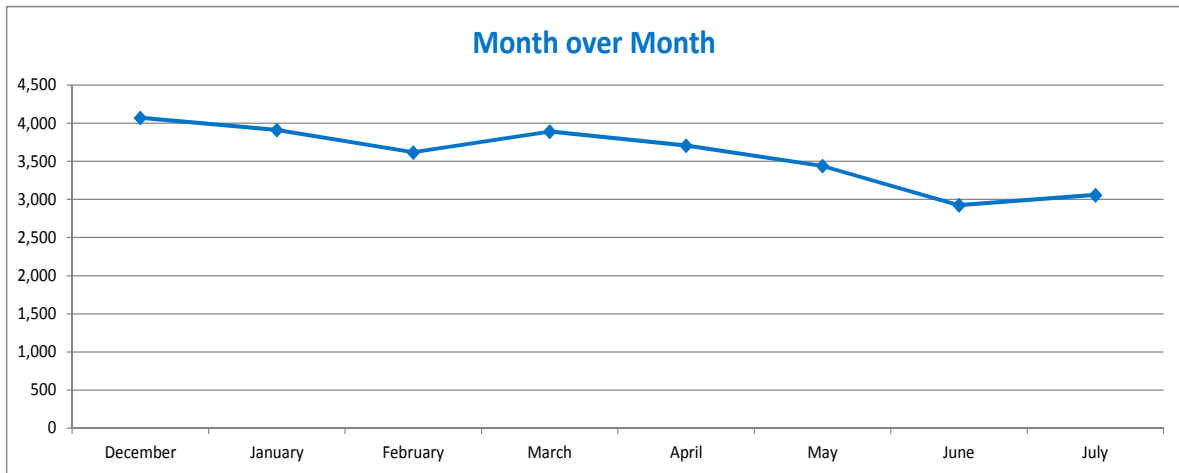
## AR-DOC SECURUS VIDEO VISITATION ACTIVITY TRACKER - JULY 2018

Total ADP: 15,586

All sites have been deployed

Total Visits by Month	December	January	February	March	April	May	June	July
Total (Includes SuperMax)	4,071	3,909	3,618	3,890	3,705	3,441	2,923	3,057
Target Objective	15,586	15,586	15,586	15,586	15,586	15,586	15,586	15,586

**Anywhere Visitation Performance:**



**Completed Visits**

Site	Current Month	Previous Month
Cummins	219	205
Pine Bluff Re-Entry	0	2
Benton	148	129
State Police Barracks	19	33
NW Arkansas WRC	10	13
Varner Unit	217	185
Texarkana Regional	33	63
Mississippi County WRC	14	14
Randall L Williams	213	246
Pine Bluff Complex	112	72
Mcperson	233	186
J Aaron Hawkins Sr.	93	120
Ester	154	139
East Arkansas Regional	363	320
North Central	176	183
Grimes	272	229
Tucker Unit	148	176
Delta Regional	207	193
Tucker Max	42	44
Ouachita River	244	236
Wrightsville Unit	140	135
<b>Total:</b>	<b>3,057</b>	<b>2,923</b>

**Missed by Inmate**

Site	Current Month	Previous Month
Cummins	16	12
Pine Bluff Re-Entry	0	0
Benton	4	5
State Police Barracks	1	4
NW Arkansas WRC	5	3
Varner Unit	17	14
Texarkana Regional	0	1
Mississippi County WRC	3	0
Randall L Williams	6	6
Pine Bluff Complex	1	7
Mcperson	9	9
J Aaron Hawkins Sr.	3	5
Ester	3	3
East Arkansas Regional	26	30
North Central	9	6
Grimes	14	12
Tucker Unit	4	3
Delta Regional	6	3
Tucker Max	7	2
Ouachita River	15	16
Wrightsville Unit	4	3
<b>Total:</b>	<b>153</b>	<b>144</b>

## CONSTRUCTION BUDGET / STATUS REPORT - AUGUST 1, 2018

Fund	Project Description	Total Projected	Budget	Available Funds	% Complete	Construction % Complete	Notes
7004810	Cummins Poultry Houses	\$ 5,939,547	\$ 6,100,000	\$ 160,453	97%	98%	Plans to correct ramp problem by JBP, looking at changing forklifts.
7004819	ESTER - Phase 1	3,878,954	4,000,000	121,046	97%	100%	Infirmiry construction complete. Repairs to existing electrical for generator
700481A	ESTER - Phase 2 1A	1,699,402	5,100,000	3,400,598	33%	100%	completed. Installing cameras. Parking Lot in design
7004820	ESTER - Phase 2 - Kitchen	677,301	677,301	0	100%	100%	
KBR4Q95	ESTER - Phase 3 - General Improvement Fund	2,932,119	4,383,781	1,451,662	67%	98%	
700483A	EARU ISO Rec Yard	265,735	271,430	5,695	98%	100%	Complete
700483A	Varner ISO Rec Yard	180,161	180,953	792	100%	40%	Rec Pens underway
700483A	EARU Max Rec Precast Rec Yard	47,261	659,553	612,292	7%	0%	Plans submitted to DBA for Approval
700483A	Tucker Max Precast Rec Yard	-	1,210,000	1,210,000	0%	0%	Architect working on Plans
700483A	Cummins Precast Rec Yard	-	927,500	927,500	0%	0%	Architect working on Plans
KBR4Q95	Bullpens	147,064	851,999	704,935	17%	10%	Have built 12 of the Varner pens, 11 installed
KBR4Q95	13 & 15 Barracks Door Revisions	102,986	174,000	71,014	59%	55%	4 installed, 21 built, remainder underway.
7004815	ORCU- Chapel	230,439	233,000	2,561	99%	100%	All HVAC installed, Chapel turned over to the Unit for operations.
KBR4Q95	Camera's (New)	632,693	1,248,000	615,307	51%	40%	Cameras ordered, installation underway.
700485A	Entegriy Energy Improvements at EARU & Delta	6,928,477	17,020,204	10,091,727	41%	30%	lights (100%), water (90%), compost (90%), & solar (90%), HVAC started.
700486A	Pine Bluff Unit Barracks 9 Renovation	168,688	437,000	268,312	39%	35%	Construction is underway.
KBSCW18	McPherson Administration	-	395,439	395,439	0%	0%	Architects are preparing Plans.
KBSBW18	McPherson Visitation	-	312,430	312,430	0%	0%	Architects are preparing Plans.
KBSFW18	Tucker Water Treatment	-	1,093,848.00	1,093,848	0%	0%	
KBSHW18	Max Armory	-	70,000	70,000	0%	0%	Plans sent to DBA for approval.
KBSFW18	Varner Armory	-	68,399	68,399	0%	0%	to replace existing inadequate Armory.

### Telephone Projects

Maintenance & Operations	Fire Alarm Upgrades (All Units)	7,459	53,000	45,541	14%	5%	on-going
	Gas Stations - Canopy (C/O)	0	-	0	0%	97%	Steel structure up, near completion
	Stainless Steel - Kitchen/Shower/Restrooms - All Units	0	20,000	20,000	0%	0%	continual need
	Parking Lot - Gravel and Paving - EARU	0	68,000	68,000	0%	0%	Parking lot complete. Working on paving road to State highway.
	Gates and Fences all units	0	30,000	30,000	0%	0%	to improve security
	ACA Maintenance	48,905	100,000	51,095	49%	30%	seven Units coming up this fiscal year, 2018
	ADA Projects - All Units	0	1,000	1,000	0%	0%	as needed.
	Fast Top Floor Systems (kitchen/laundry/showers all units)	0	25,000	25,000	0%	0%	projects as requested as needed. ACA audits initiate some projects. ORCU underway.
	Camera Equipment - All Units	43,488	175,000	131,512	25%	15%	cameras as requested/approved.
	Lock/Riot Gates - All Units	153	90,500	90,348	0%	0%	on-going.
	AC Units-All Units	45,586	100,000	54,414	46%	42%	repairing & replacing daily.
	<b>Subtotal</b>	<b>\$ 145,590</b>	<b>\$ 662,500</b>	<b>\$ 516,910</b>			

FY18 Carry Forward	Metal Ceilings	0	25,000	25,000	0%	0%	Max Barracks 2 complete.
	ORCU Gravel Pit Operations	2,335	35,000	32,665	7%	100%	on-going. Elect upgrades complete, crusher operating.
	Dog Kennel/Horse Stable Malvern	0	48,000	48,000	0%	0%	Plans are at DBA for Review/Approval.
	Emergency Generator - All Units	69,139	100,000	30,861	69%	0%	EARU generators ordered, preparing site. Wrightsville Infirmiry is next.
	Roof Repairs-Cummins	0				0%	
	Roof Repairs-Cummins Laundry	0				0%	
	Roof Repairs-East Arkansas	0				0%	
	Roof Repairs-Max	3,274	189,700	184,819	3%	0%	Prepared large order for multiple Units. Worked on the Cummins roof, moved to the Max roof, moved to ORCU, now back at the Max, 122 of 196 skylights installed.
	Roof Repairs-Tucker	0				0%	
	Roof Repairs-Varner	1,608				0%	Office of State Procurement secured a State contract to purchase roofing materials.
	Roof Repairs-Wrightsville	0				0%	
	Boiler Repair	0	100,000	100,000	0%	100%	continually needing repair
<b>Subtotal</b>	<b>\$ 76,354</b>	<b>\$ 497,700</b>	<b>\$ 421,346</b>				

New Projects	EARU Sewer lift station	69,232	75,000	5,768	92%	0%	equipment ordered
	Tucker 4 filter & one aeration tank	0	500,000	500,000	0%	0%	Plans approved by Health Dept., at DBA for approval
	Change media in 7 water filters at Tucker	4,148	6,000	1,852	69%	55%	Filter media changed out in all 7 filters. Doing bacteriologic tests on Filter 7.
	Tucker Barracks 10 covered walkway	0	-	0	0%	0%	materials purchased
	Max manhole	0	-	0	0%	0%	to provide access to a blockage point in sewer
	RLW Sewer relocation 400' + 2 MH	0	34,000	34,000	0%	0%	weekly stoppages, defect in pipe line.
	Additional Metal Fab shop	0	-	0	0%	0%	room to do more metal work
	PB Warehouse Drive replacement	0	95,000	95,000	0%	0%	asphalt drive pot holed
	<b>Subtotal</b>	<b>\$ 73,380</b>	<b>\$ 710,000</b>	<b>\$ 636,620</b>			
	Architect Fees	31,343	30,000	-1,343	104%		
<b>Total</b>	<b>\$ 326,667</b>	<b>\$ 1,900,200</b>	<b>\$ 1,573,533</b>				

**Notes**

Report has not been reconciled against Accountings Reconciled Reports.  
Tolerance/Deviation is with in 1% of Projected Spending.