



**DIVISION OF
COMMUNITY
CORRECTION**

Director's Report

January 2021

Jerry Bradshaw, Director

From the Director

Area 2 Parole/Probation Manager Brian Zini is shown below receiving his first of two COVID-19 vaccinations. Frontline staff, such as officers, are eligible to receive a vaccination through the State's plan for allocation of the vaccine.



Congratulations to Sergeant Stephanie Soimis who was named Crittenden County Officer of the Year. Sgt. Soimis, who works at the **East Central Center** in West Memphis, has been an ACC employee since 2015. The Officer of the Year awards are presented each year by the Arkansas Attorney General's Office to an outstanding officer in each county of the state.

Area 11 Parole/Probation Manager Kim Knoll retired at the end of 2020 after a 35-year career working in community corrections. She started her career as a probation officer in 1985 under the Arkansas Adult Probation Commission, now known as Arkansas Community Correction. Knoll was a parole/probation officer until 2003 when she graduated from the American International Institute of Polygraph as a polygraph examiner and became part of ACC's Sex Offender Aftercare Program at its inception working with high-risk

sex offenders. In 2009, Knoll was promoted to parole/probation agent and in 2011, she became the assistant area manager for the Sex Offender Aftercare Program. In 2012, Knoll was promoted to Area Manager for Area 11.



Knoll had many firsts in her career. In 1985, she attended the first Probation Officer Academy held in the State of Arkansas. She was one of only two females in the Academy. During her time as an officer, Knoll was successful in being the first officer in the State to have probation offenders court ordered to both substance abuse treatment and mental health treatment. She also co-wrote a grant which allowed for the first "in-house" substance abuse counselor to be hired by ACC. In 1987, Knoll developed the first community service program in the state, subsequently receiving an award from the Arkansas Adult Probation Commission for the development of the program. Many of ACC's community service programs to this day still operate under the same guidelines and procedures developed by Knoll.

In both 1989 and 2005, Ms. Knoll received the ACC Officer of the Year award and in 2014, Area 11, under Knoll's leadership, was the recipient of ACC's Impact Award. The award is presented to the center or area with a clear sense of purpose, whose operations/activities have the most powerful and influential impact on the community, the offenders and/or its employees. Knoll has been an active member of the Arkansas Adult Parole and Probation Association since 1986. She is currently the President of the Association, a position she has held on two other occasions. Knoll was selected by the Association as "Board Member of

the Year” in 1990, 1995, 2007 and 2014. She will be missed.

With careful adherence to COVID-19 protocols, the 14th Judicial District Drug Court in Harrison (Area 2) assisted the Harrison Police Department with a Christmas gift wrapping. Pictured below, from left to right,



are Tammie Dewey, drug court advisor; Anna Atchley, drug court participant; Roger Gresham, Harrison Police Dept; Lauren Straub, Harrison Police Department; Greg Toland, Harrison Police Department; Ryan Godfrey, Harrison Police Department; Carla Johnson, parole/probation officer; Vicky Dewey, drug court administrative specialist; and Jacob Mills, HPD resource officer. The Drug Court participants wrapped the gifts the children selected through the Shop with a Cop program and the gifts were delivered so that the children receiving them could celebrate the holiday with their families.

Law enforcement officers descended upon several neighborhoods in Jonesboro (Area 4) to spread a little bit of Christmas cheer by delivering toys, cookies and hot chocolate to kids in the areas. Officers also delivered toys, clothing, shoes, coats and other needed items to



specific families that were nominated by patrol officers who saw a specific need while on a call. This has become an annual event of the Jonesboro Fraternal Order of Police Lodge #8 and has been dubbed “Blue Crew.” Blue Crew has grown each year since it was started three years ago, with over \$4,000 in toys and various needed items being provided to kids and families in

the community in December 2020. Area 4 PPO Chad Mason and PPA Ashley Stuart were on hand for this year’s event and assisted Officers from the Jonesboro Police Department with random toy handouts in the Cedar Heights, Daybreak and Garden Manor neighborhoods in North Jonesboro.

The tree shown below was placed in the North Little Rock Parole/Probation Office (Area 8) in memory of fallen officers in 2020. Every name of fallen officers and their End of Watch date is listed and placed on the tree as an ornament. Rest in peace. Your watch is over.



Retiring Drug Court Judge Jerry Ryan of Montgomery County (**Area 5**) was honored with a portrait drawn by a Drug Court participant. Having a great Drug Court Judge is a wonderful thing. When they retire you want to honor the work they did for the people of the area and especially Drug Court participants. The offender drew the portrait as her gift to him for the help and encouragement she was given while in Drug Court. She is doing great, is released from supervision and has a good job and purchased her first vehicle.



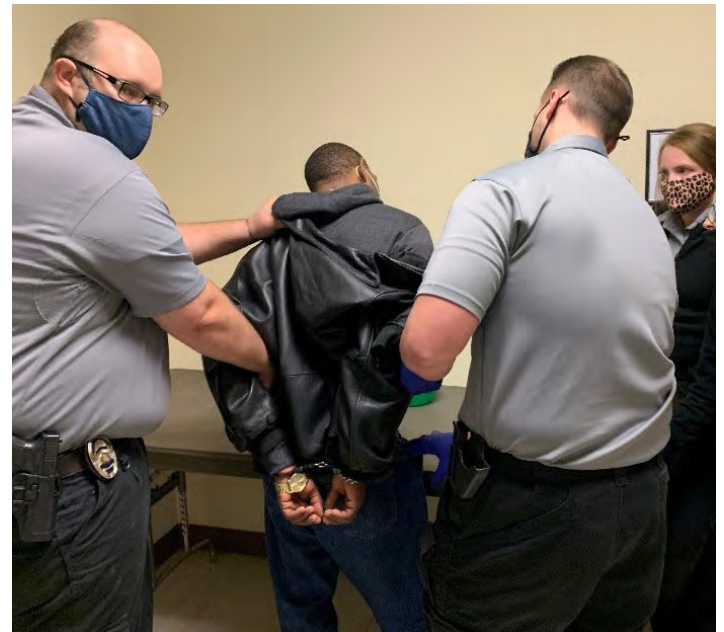
The front of the building in Fort Smith (**Area 5**) looks a little better thanks to SAPL Tanya Smith who used her COVID down time to re-do the sign on the front of the office. The sign looks amazing. We are thankful for



Tanya's crafting ability. The front of the building looks fresh and vibrant after a community service worker installed the new sign (shown below).



Teamwork is key to office safety. In Fort Smith fellow officers took action when an uncooperative parolee raised his voice. Officers were able to safely detain and transport the offender to jail by working together as shown below.



The Jonesboro Fraternal Order of Police Lodge #8 and the Rotary Club of Jonesboro worked hard to make sure that their annual Shop With A Cop event was going to happen in 2020 despite COVID-19. The total number of children involved had to be scaled back, schedules had to be made to space out the arrival

times of children, temperatures had to be taken, masks had to be worn, hand sanitizer was constantly used, there was no sit-down breakfast with the children, the children were unable to ride with officers in patrol cars and parents had to sign special safety waivers. As disappointed


as the officers were about not having a “normal” kind of Shop With



A Cop

day, the kids did not seem to mind one bit! In all, 32 kids were able to get a pre-wrapped breakfast sandwich from Chic-Fil-A before being paired up with an officer. Once they were paired up, they were provided with \$100 and got to spend some time talking to and shopping with an officer to pick out whatever items they wanted. Once they were done, they got to pick out a pre-boxed Gigi’s Cupcake to take home with them along with all their shopping loot. This year PPA Ashley Stuart, PPA Kristy Robertson and PPO Jimmy Bruce from **Area 4** were able to help with the event.

Participants with the Mississippi County Drug Court (**Area 4**) teamed up with Southern Bancorp by sponsoring two senior citizens who are in local nursing homes for Christmas. The Santa to a Senior program provides gifts to those who are in nursing homes and may not have any family for Christmas. The items received and requested range from pajamas to basic hygiene necessities. Pictured below is Judge Ralph Wilson and a some of the Mississippi County Drug Court participants.



In December, Parole/Probation Officer Stephanie Wofford, who works in the Mississippi County Drug Court (**Area 4**), volunteered her talents to the Butterfly House Ministries in Manila for a telethon fundraiser event in hopes of raising the money needed for the Butterfly House to remain in operation. Officer Wofford sang “Be Born in Me” (Mary) by Francessica Banistelli. The Butterfly House is a chem free house for women in Mississippi County that provides a safe place for women in recovery to help them get back on their feet. The telethon event was broadcast through Facebook live on December 20, 2020, on the Butterfly House Facebook page.


Area 2 Agent Steve Simers of the Salem office received information from local law enforcement that a probation absconder was believed to be staying in a residence in Viola. Agent Simers, with the assistance of Special Response Team Agent Jamie Cole, Fulton County Sheriff’s deputies, Arkansas State Police, and bail bonding agents, surrounded the suspected residence and were unable to obtain a response from the occupants. Fulton County Sheriff Rook spoke to the owner of the residence, whose daughter resides in the dwelling believed to be harboring the fugitive, who were able to convince the occupants to come out which led to the apprehension of the probation absconder who was present in the home.

Area 2 Agents Kolt Jeffrey and Bobby Hicks, assisted by Mountain Home Police Department Investigators Mike Day and Zach Byrd and the Arkansas State Police, conducted a home visit on an offender who is believed to be involved in the disappearance of a former parolee. The sought-after offender was not present at the residence, but other occupants of the residence allowed officers to enter the home. A male subject was found in the basement of the residence who had an active warrant. Officers left the residence without incident. The sought-after offender was apprehended sometime later by a collection of law enforcement agencies and charged with Murder in the 1st Degree, Kidnapping, Battery in the 2nd Degree, and Felon in Possession of a Firearm.

Area 2 Agent Bobby Hicks, assisted by Baxter County Sheriff’s Department Criminal Investigative Division Lieutenant Brad Hurst and Investigator Dwight Duch, conducted a home visit on probationer that resulted in the discovery of numerous pipes used to ingest

controlled substances, drug paraphernalia, scales, a green leafy substance believed to be marijuana, and a firearm. Two other offenders were present on the front porch of the residence and all three offenders were taken into custody by the Mountain Home Police Department and have been charged with felony offenses.

Members of the Little Rock Police Department Street Narcotics Detail working with ACC conducted a home visit in Little Rock (**Area 8**) and found cocaine, marijuana, drug paraphernalia and money. The offender was arrested and charged with Trafficking Cocaine, Possession of Marijuana with Purpose, Possession of Drug Paraphernalia, and Maintaining a Drug Premises. Total amount Seized: 278 grams cocaine, 1/2 pound of marijuana, and \$17,742 (photos below).



Congratulations to **Area 8** “Employee of the Month” for November 2020, Rodney Wright! Area managers voted and had numerous positive remarks about Wright: “I see him all the time stop what he is doing and help other officers that need assistance. He has shown that he is a great employee and team member for this office. He helps complete home visits as well as office visits for other employees that are out or need help. He helps open the doors in the morning and makes sure the building is up and running between 0600 and 0700. Agent Wright is always willing to assist anyone at all times with work duties including assisting other officers with high risk offender home visits when needed. He takes on numerous courtesy probation home visits. He completes them all without any complaints. He is always willing to assist the morning management staff with any instructions we give him (opening gates, opening the lobby, locating staff in the building). He has a positive attitude, always makes others laugh, and he is a team player.”

The Benton Parole/Probation Office completed an office-wide effort to support foster children for Christmas. Two sibling children in foster care received bikes, toys, clothes and e-learning devices for this special time of year. And **Area 10** Parole/Probation Officer Richard Perry and his family delivered clothes, toys and food to Safe Haven Domestic Violence shelter, in memory of his sister and niece. Photo below.



Area 10 Drug Court Parole/Probation Agent Danny Marsh, Drug Court Coordinator Haley Collins, Admin. Linda White, Admin. Arlie Baker, Parole/Probation Officer Tiffani Childers, Assistant Area Manager Joe Kuhn, Area Manager Jenna Smith, Judge Chris Williams, Hot Spring County Sheriff Mike Cash and Deputy Prosecuting Attorney Melony Rock participat-

ed in a COVID-compliant Christmas drive through for the Malvern Drug Court participants rather than their traditional Christmas party. Drug Court participants were all given gifts for themselves, spouses, and children along with a ham and treats for the children. All items were donated anonymously by members of the community. Photos below:



Personal Protective Equipment (PPE) purchased with funds from Robert Wood Johnson Foundation (RWJF) were donated to ACC by Dr. Femina Varghese of University of Central Arkansas. Dr. Varghese, Dr. Nick Zaller of University of Arkansas for Medical Sciences, and Ben Udochi of ACC are the Cohort 3 Arkansas

Team on the Interdisciplinary Research Leadership (IRL) Project funded by RWJF to study effectiveness and challenges in providing telehealth services in rural Arkansas. IRL awarded teams a small competitive grant for community support during the COVID-19 pandemic. Photos below:



Treatment Program Summary:

679 probationers and parolees were served in general Substance Use Disorder Treatment programs during December. Additionally 1,102 participants were served in Drug Court Treatment programs, bringing the total served to 1,781.

A total of 480 residents have agreed to participate in Medication Assisted Treatment (MAT) since the program started in July 2018; 221 are discharged with

follow up in progress in the community; and 44 have completed the program. Partnership is in effect with 59 community providers to continue MAT upon release from ACC centers.

General Treatment Program Summary (Non-Drug Court):

Substance Use Disorder Treatment - 432 participants
Case Management - 62 participants
Continuing Care - 173 participants
Domestic Violence Prevention - 3 participants
Life Skills - 15 participants
Tobacco Use Treatment Groups - 6 participants

Reentry:

As of, December 31, 2020, ACC has 7 licensed reentry facilities with 223 total residents currently in Phase I-IV of the Reentry Facility Program. There were 22 reentry graduates during December.

During the month, 37 new residents were transferred into the reentry program, 38 residents started GED classes, and 14 residents received their GED, 29 residents completed their Career Readiness Certificate, 64 started Career Readiness Certificate program, 54 residents started WAGE and 16 residents completed WAGE.

A total of 277 Reentry Facility residents received their driver's license, 277 have received an ID card, 313 have received their SS card and 217 received birth certificates.

In December, there were five virtual job fairs held with 15 referrals and 22 in attendance. One Good Grid class was held and 54 facility residents were reported to be employed and 24 residents were reported to be ineligible for employment at this time.

Reentry Officers conducted 145 reentry facility office visits, 84 Phase IV office visits, 19 Phase IV home visits, and 51 Pre-Parole Plan Verifications.

Transitional Housing:

Within the transitional facilities there are 215 residents who have obtained full time employment, 26 residents who have obtained part-time employment and 33 residents receive disability assistance.

This month, 12 residents reported to have enrolled in

GED classes and 9 residents started the Career Readiness Certification program.

A total of 24 residents received their driver's license, 99 received an ID card, 69 received their SS card and 28 received birth certificates. A total of 58 graduated from the transitional housing program, 61 are reported to have absconded and 32 were dismissed from the program.

There are 64 registered sex offenders living in a transitional facilities.

Volunteer Program:

There were 4 volunteers assisting in ACC reentry efforts during the month and 14 volunteers working within residential facilities.

Arkansas Works:


During the month approximately 212 individuals were screened for the Arkansas Works program. There were a total 486 individuals who submitted an application and 917 who enrolled in a "Qualified Health Plan" as reported by Eaton Agency.

Marcia Adams, who worked at the **Central Arkansas Community Correction Center** in Little Rock for 20 years, retired in December.



Staff at the **Central Arkansas Center** held a food drive during which they collected food to donate to the food bank and a coat drive for the needy (photos on the the following page)

Central Arkansas Center residents participated in an Art Therapy Project during December. Such projects provide benefits to residents as part of their therapeutic treatment. (below)



Twenty-six residents at the **Little Rock Center** completed the “Steppin Up” Bible study with Chaplain Mead.



The **East Central Center** in West Memphis has worked hard through the COVID-19 outbreak as all centers have been doing. Staff have stepped up to help in all areas regardless of their job assignments. This includes kitchen,



sanitation, commissary, laundry, and wherever else is needed.

They have been working hard to keep morale up through a music motivation program to help residents use music as



a coping skill through this tough time. The center also received a donation of masks to assist during this pandemic as well.




The staff at the **East Central Center** collected toy donations during December and were able to assist three local churches by providing families a well deserved Christmas. (below)



At the **Northeast Center** in Osceola, staff and residents decorated the facility to show their Christmas spirit. They also held an ugly sweater contest and a door decorating contest. The kitchen staff decorated their area and the residents decorated the common areas as well. (Photos below and above at right.)



Residents at the **Northwest Center** in Fayetteville were treated with two gift bags from volunteers that included Bibles, devotionals, hygiene items and other fun things. Santa and his helpers distributed the presents!





Omega Holiday Celebrations

Staff at the **Southwest Center** in Texarkana worked to ensure their residents had a great holiday season.

SOD Tina Hodge and James Franklin teamed up to have a Christmas decoration contest for all floors.

Hodge and Franklin facilitated several games for the residents. The residents enjoyed the time of fellowship and enjoyment.

Chaplain Warbritton passed out Christmas goodies to the residents. A total of 219 bags were given out. These bags included chips, ramen noodles, cookies, candies, socks, and a 2021 date book with scripture references. The Chaplain further provided 100 of the same goodie bags to residents at the Texarkana Regional Correction center inmates as well to spread cheer.

Captain Andre Harris, of the **Northeast Center** in Osceola, has been named Officer of the Year for Mississippi County. Harris, a 16-year ACC employee began as a correctional officer and promoted through the ranks to his current position of Chief of Security.

He has elevated the community perception of the agency and the facility through volunteering in the community, supporting community activities and positive interactions with the OPAR (Parks and Recreation), Osceola and Rivercrest Schools, the Chamber of Commerce and the Northeast Arkansas Community College. He has inspired staff to continue their education at the Community College by leading the way for others and encouraging and supporting their education.

Harris is a very active and instrumental asset to his local community. He works with the Osceola Parks & Recreation as well as with the Mayor's Office. He was awarded the Osceola Volunteer of the Year at the 2019 Chamber of Commerce Banquet for his community involvement with youth sports programs where he volunteers his time to work with youth. He recruits and heads a Backpack Giveaway program for backpacks and school supplies for 170 children. He has initiated a Christmas gift program for the children at the St. Jude Children's Hospital Christmas gift drive for children who will be in the hospital at Christmas and/or parents who are unable to provide gifts for their sick children. He has been instrumental in the second year of Books for Dad's program working with the Mississippi County Literacy Council so residents can select a book, read the book to their child in a recording and mail the recording and book home to their child for Christmas. NEACC, under the initiation of Captain Harris, partnered with the Osceola Junior Auxiliary to provide 5 families with Thanksgiving food baskets to provide 5 families with a real Thanksgiving dinner of turkey, ham and all the trimmings. The program was so successful that the 5 families received enough food to provide additional dinners, lunches, and breakfasts to needy families.

Comprehensive Opioid Abuse Program (COAP) Clinical Report- December 2020

	Status		Assessments	Groups	Individuals	MAT	Total Assesments
Locations:							
Area 3- Pocahontas, Randolph County	Active 7/19		0	4	1	0	7
Area 5- Clarksville, Johnson County	Active 7/19		1	4	2	0	9
Area 5- Ozark, Franklin County	Active 1/20		0	4	4	1	3
Area 6- Danville, Yell County	Active 7/19		0	4	8	1	7
Area 6- Morrilton, Conway County	Active 8/19		0	4	6	0	11
Area 10- Arkadelphia, Clark County	Active 8/19		0	4	1	0	20
Area 2- Mtn. View, Stone County	Active 7/19		1	4	3	2	23
Area 2- Berryville, Carroll County	Active 9/19		0	0	5	1	14
Area 3- Walnut Ridge, Lawrence County	Active 10/19		0	4	3	1	10
Area 4- Paragould, Green County	Active 8/19		1	4	15	1	30
Area 10- Sheridan, Grant County	Active 7/19		0	0	2	0	16
Area 2- Melbourne, Izard County	Active 12/19		0	4	10	2	4
Area 3- Newport, Jackson County	Active 11/19		1	4	2	0	19
Area 4- Hardy, Sharp County	Active 10/19		2	4	12	1	17
Area 12- Lewisville, Lafayette County	Active 8/2020		0	3	3	0	2
Total	15	N/A	5*	42	78	9	186
Advisor Program Data:	Admissions	Active	D/S	GRAD	U/S	REF	Aftercare
Clarksville, Ozark, Arkadelphia, Sheridan, Lewisville - position vacant	0	0	0	0	0	0	0
Pocahontas, Walnut Ridge, Paragould, Newport, Hardy - position vacant	1	17	0	0	0	0	3
Danville, Morrilton, Mountain View, Berryville, Melbourne	2	13	3	0	1	0	5
Total for Month	3	30	3	0	1	0	8

Key: U/S Unsuccessful D/S Discharges REF Referrals

*1-Transfer Out of State

*COVID19 Precautions in P/P Offices

Aftercare Implemented due to COVID19

Parole/Probation Fee Collections and Waivers

	Dec-19	Jan-20	Feb-20	Mar-20	Apr-20	May-20	Jun-20	Jul-20	Aug-20	Sep-20	Oct-20	Nov-20	Dec-20
Area 1 - Fayetteville													
Fees Possible	166,425	163,380	162,645	166,320	Waived	162,855	165,830	162,295	158,410	156,345	154,455	153,965	150,920
Fees Collected	149,641	160,511	159,238	155,934	150,347	147,534	125,527	153,413	153,390	147,777	140,640	130,474	135,800
% Collected	90%	98%	98%	94%	N/A	91%	76%	95%	97%	95%	91%	85%	90%
% Paying Offenders	56%	59%	56%	54%	52%	50%	43%	51%	55%	55%	56%	53%	55%
% Employed	88%	88%	88%	87%	86%	87%	87%	84%	85%	85%	86%	86%	86%
Fees Converted	3,753	5,147	4,963	3,640	940	626	637	840	3,075	1,285	2,834	1,835	2,325
% Converted	2%	3%	3%	2%	1%	0%	0%	1%	2%	1%	2%	1%	2%
Fees Waived	5,285	4,725	4,200	3,955	166,145	3,360	3,115	3,535	3,430	3,395	3,360	3,500	2,485
% Waived	3%	3%	3%	2%	100%	2%	2%	2%	2%	2%	2%	2%	2%
Area 2 - Mountain Home													
Fees Possible	73,990	71,190	73,115	74,690	Waived	74,165	74,200	73,675	73,185	71,225	70,630	70,455	69,825
Fees Collected	71,620	74,599	71,968	73,500	64,540	76,566	65,146	72,821	75,731	66,116	72,686	63,387	66,965
% Collected	97%	105%	98%	98%	N/A	103%	88%	99%	103%	93%	103%	90%	96%
% Paying Offenders	64%	69%	63%	61%	54%	56%	53%	58%	62%	60%	65%	60%	63%
% Employed	85%	85%	86%	84%	84%	83%	82%	83%	84%	85%	84%	84%	84%
Fees Converted	170	131	1,026	43	-	-	266	-	593	308	45	250	118
% Converted	0%	0%	1%	0%	0%	0%	0%	0%	1%	0%	0%	0%	0%
Fees Waived	700	630	490	455	73,780	455	490	525	455	595	490	560	385
% Waived	1%	1%	1%	1%	100%	1%	1%	1%	1%	1%	1%	1%	1%
Area 3 - Searcy													
Fees Possible	124,740	125,090	126,245	129,430	Waived	129,955	128,590	128,240	127,750	126,350	124,250	124,285	122,640
Fees Collected	111,529	122,595	121,001	119,347	121,774	114,648	98,522	115,421	117,476	114,663	114,692	104,536	110,401
% Collected	89%	98%	96%	92%	N/A	88%	77%	90%	92%	91%	92%	84%	90%
% Paying Offenders	57%	62%	59%	56%	56%	50%	46%	54%	54%	57%	57%	55%	57%
% Employed	81%	81%	80%	80%	79%	78%	78%	78%	78%	79%	80%	79%	78%
Fees Converted	2,030	3,977	2,244	1,626	1,006	355	810	880	1,915	1,190	708	1,138	2,051
% Converted	2%	3%	2%	1%	1%	0%	1%	1%	1%	1%	1%	1%	2%
Fees Waived	5,180	5,320	5,145	4,830	129,885	5,005	5,075	4,795	4,725	5,180	4,690	4,760	4,550
% Waived	4%	4%	4%	4%	100%	4%	4%	4%	4%	4%	4%	4%	4%
Area 4 - Jonesboro													
Fees Possible	110,320	109,655	110,950	111,930	Waived	109,900	107,835	105,595	106,540	104,685	102,795	102,235	102,515
Fees Collected	88,608	105,536	102,805	94,194	89,187	93,211	70,656	95,859	97,506	93,378	94,548	78,615	89,874
% Collected	80%	96%	93%	84%	N/A	85%	66%	91%	92%	89%	92%	77%	88%
% Paying Offenders	52%	58%	54%	52%	48%	49%	41%	50%	52%	54%	56%	50%	53%
% Employed	80%	80%	80%	78%	78%	76%	76%	77%	78%	77%	78%	77%	76%
Fees Converted	4,670	6,419	5,342	3,801	463	160	751	1,278	830	1,695	2,295	1,755	3,085
% Converted	4%	6%	5%	3%	0%	0%	1%	1%	1%	2%	2%	2%	3%
Fees Waived	6,055	6,090	5,775	5,320	110,810	4,900	4,585	4,655	4,760	5,075	5,215	5,425	5,670
% Waived	5%	6%	5%	5%	100%	4%	4%	4%	4%	5%	5%	5%	6%
Area 5 - Fort Smith													
Fees Possible	108,220	107,275	108,395	109,550	Waived	112,875	112,350	110,355	109,165	108,360	108,150	108,185	107,205
Fees Collected	88,309	93,345	95,982	91,107	85,353	85,813	76,448	98,305	101,947	91,887	95,890	82,848	89,136
% Collected	82%	87%	89%	83%	N/A	76%	68%	89%	93%	85%	89%	77%	83%
% Paying Offenders	52%	54%	52%	51%	45%	45%	40%	49%	53%	52%	54%	50%	52%
% Employed	78%	78%	78%	77%	76%	75%	75%	73%	74%	76%	78%	78%	75%
Fees Converted	7,690	10,780	9,778	7,411	3,044	4,180	8,343	6,092	6,719	6,606	5,347	2,603	5,821
% Converted	7%	10%	9%	7%	3%	4%	7%	6%	6%	6%	5%	2%	5%
Fees Waived	7,560	6,475	5,775	5,180	111,860	4,235	3,710	3,080	3,465	3,675	3,115	2,590	2,800
% Waived	7%	6%	5%	5%	100%	4%	3%	3%	3%	3%	3%	2%	3%

	Dec-19	Jan-20	Feb-20	Mar-20	Apr-20	May-20	Jun-20	Jul-20	Aug-20	Sep-20	Oct-20	Nov-20	Dec-20
Area 6 - Conway													
Fees Possible	100,975	98,700	97,860	100,660	Waived	101,535	105,980	105,350	105,210	104,580	103,705	102,620	101,605
Fees Collected	96,929	95,563	100,439	95,115	87,588	93,350	77,900	97,494	109,427	88,746	98,834	84,946	90,860
% Collected	96%	97%	103%	94%	N/A	92%	74%	93%	104%	85%	95%	83%	89%
% Paying Offenders	61%	62%	60%	57%	49%	50%	44%	53%	57%	54%	60%	53%	56%
% Employed	78%	79%	79%	78%	77%	76%	76%	74%	75%	75%	75%	75%	75%
Fees Converted	3,497	5,519	3,083	1,642	520	390	760	960	1,125	803	887	1,124	2,242
% Converted	3%	6%	3%	2%	1%	0%	1%	1%	1%	1%	1%	1%	2%
Fees Waived	2,380	2,100	1,960	1,750	101,745	1,540	1,470	1,540	1,365	1,400	1,120	1,085	1,190
% Waived	2%	2%	2%	2%	100%	2%	1%	1%	1%	1%	1%	1%	1%
Area 8 - Little Rock													
Fees Possible	195,405	193,515	194,880	197,925	Waived	194,565	193,235	194,775	192,780	190,750	188,020	185,500	187,285
Fees Collected	174,943	174,109	176,722	169,008	144,876	150,877	132,093	167,386	201,824	171,878	167,234	152,886	157,779
% Collected	90%	90%	91%	85%	N/A	78%	68%	86%	105%	90%	89%	82%	84%
% Paying Offenders	55%	57%	55%	51%	44%	42%	39%	45%	53%	51%	52%	50%	50%
% Employed	80%	79%	79%	79%	79%	78%	77%	74%	75%	75%	77%	77%	77%
Fees Converted	1,571	2,156	1,272	2,202	-	136	70	120	-	314	1,710	426	510
% Converted	1%	1%	1%	1%	0%	0%	0%	0%	0%	0%	1%	0%	0%
Fees Waived	7,210	6,615	7,035	6,685	195,930	5,320	4,830	5,005	5,775	6,580	6,685	7,140	6,755
% Waived	4%	3%	4%	3%	100%	3%	2%	3%	3%	3%	4%	4%	4%
Area 9 - West Memphis													
Fees Possible	59,500	58,870	58,170	58,765	Waived	58,380	56,350	55,265	54,530	52,920	52,430	50,645	51,625
Fees Collected	50,523	53,647	50,061	55,166	44,195	45,167	42,292	49,621	55,258	46,999	48,530	41,437	37,398
% Collected	85%	91%	86%	94%	N/A	77%	75%	90%	101%	89%	93%	82%	72%
% Paying Offenders	52%	56%	52%	54%	44%	43%	44%	49%	54%	52%	56%	51%	47%
% Employed	68%	68%	68%	68%	67%	67%	67%	65%	65%	66%	67%	69%	68%
Fees Converted	3,838	3,120	3,774	2,250	221	130	2,274	500	1,510	2,569	3,025	2,329	1,026
% Converted	6%	5%	6%	4%	0%	0%	4%	1%	3%	5%	6%	5%	2%
Fees Waived	2,730	2,695	2,765	2,765	58,940	2,625	2,310	1,925	1,715	1,855	1,785	1,925	1,890
% Waived	5%	5%	5%	5%	100%	4%	4%	3%	3%	4%	3%	4%	4%
Area 10 - Hot Springs													
Fees Possible	106,645	106,995	109,970	110,670	Waived	111,440	110,005	109,235	110,285	108,255	107,275	107,415	107,135
Fees Collected	98,319	101,866	96,430	94,984	92,903	95,227	82,392	99,067	112,351	102,963	100,789	92,669	89,778
% Collected	92%	95%	88%	86%	N/A	85%	75%	91%	102%	95%	94%	86%	84%
% Paying Offenders	59%	62%	58%	56%	53%	51%	46%	54%	59%	58%	59%	56%	55%
% Employed	78%	79%	78%	77%	77%	76%	76%	75%	76%	77%	78%	77%	77%
Fees Converted	3,133	4,320	4,700	2,128	360	239	733	1,316	1,283	1,350	1,450	700	1,850
% Converted	3%	4%	4%	2%	0%	0%	1%	1%	1%	1%	1%	1%	2%
Fees Waived	6,090	5,845	5,950	6,125	109,585	5,985	5,530	5,320	5,425	5,565	5,670	5,845	5,775
% Waived	6%	5%	5%	6%	100%	5%	5%	5%	5%	5%	5%	5%	5%
Area 11 - Pine Bluff													
Fees Possible	85,050	82,670	84,700	85,155	Waived	87,395	85,715	85,785	85,295	84,035	82,355	82,635	82,565
Fees Collected	76,228	78,148	76,910	78,112	73,181	70,528	66,140	78,381	85,655	75,530	75,598	68,143	75,456
% Collected	90%	95%	91%	92%	N/A	81%	77%	91%	100%	90%	92%	82%	91%
% Paying Offenders	61%	63%	60%	58%	51%	49%	47%	53%	58%	57%	59%	56%	59%
% Employed	73%	72%	72%	72%	71%	71%	71%	70%	71%	71%	72%	73%	72%
Fees Converted	6,097	5,491	6,328	2,856	1,368	2,977	3,029	2,410	2,594	2,414	2,395	3,135	2,820
% Converted	7%	7%	7%	3%	2%	3%	4%	3%	3%	3%	3%	4%	3%
Fees Waived	1,470	1,400	1,365	1,470	96,800	1,365	1,225	1,190	1,225	1,225	1,190	1,330	1,120
% Waived	2%	2%	2%	2%	100%	2%	1%	1%	1%	1%	1%	2%	1%

	Dec-19	Jan-20	Feb-20	Mar-20	Apr-20	May-20	Jun-20	Jul-20	Aug-20	Sep-20	Oct-20	Nov-20	Dec-20
Area 12 - Texarkana													
Fees Possible	97,195	95,935	95,620	96,180	Waived	93,835	94,570	93,100	93,590	91,455	88,830	90,405	88,270
Fees Collected	82,757	95,054	86,986	91,548	87,133	83,805	71,956	80,503	83,748	78,604	80,041	72,199	80,825
% Collected	85%	99%	91%	95%	N/A	89%	76%	86%	89%	86%	90%	80%	92%
% Paying Offenders	54%	60%	55%	55%	51%	49%	43%	50%	51%	52%	54%	51%	56%
% Employed	79%	78%	78%	77%	76%	74%	74%	73%	74%	74%	75%	75%	75%
Fees Converted	6,308	6,648	9,415	3,440	618	160	1,677	2,650	1,357	2,546	2,878	2,280	4,223
% Converted	6%	7%	10%	4%	1%	0%	2%	3%	1%	3%	3%	3%	5%
Fees Waived	2,345	2,520	2,415	2,415	97,710	2,310	2,625	2,205	2,415	2,345	2,380	2,310	2,135
% Waived	2%	3%	3%	3%	100%	2%	3%	2%	3%	3%	3%	3%	2%
Area 13 - El Dorado													
Fees Possible	58,730	58,520	58,835	59,920	Waived	58,415	57,260	56,525	55,195	54,075	54,460	54,110	53,270
Fees Collected	50,492	53,101	51,495	56,083	43,282	48,569	47,984	50,572	51,198	44,780	51,592	41,946	45,746
% Collected	86%	91%	88%	94%	N/A	83%	84%	89%	93%	83%	95%	78%	85%
% Paying Offenders	56%	58%	54%	55%	44%	48%	48%	52%	55%	52%	57%	51%	54%
% Employed	70%	68%	67%	67%	66%	65%	65%	65%	65%	66%	67%	68%	68%
Fees Converted	892	2,006	1,080	1,264	96	470	1,370	1,120	720	945	510	610	315
% Converted	2%	3%	2%	2%	0%	1%	2%	2%	1%	2%	1%	1%	1%
Fees Waived	4,935	4,865	4,690	4,270	59,395	4,410	3,745	3,815	3,640	3,815	3,605	4,130	4,165
% Waived	8%	8%	8%	7%	100%	8%	7%	7%	7%	7%	7%	8%	8%
Grand Total													
Fees Possible	1,287,195	1,271,795	1,281,385	1,301,195	Waived	1,295,315	1,291,920	1,280,195	1,271,935	1,253,035	1,237,355	1,232,455	1,224,860
Fees Collected	1,139,898	1,208,074	1,190,037	1,174,100	1,084,359	1,105,295	957,055	1,158,841	1,245,512	1,123,320	1,141,073	1,014,086	1,070,017
% Collected	89%	95%	93%	90%	N/A	85%	74%	91%	98%	90%	92%	82%	87%
% Paying Offenders	56%	60%	57%	55%	49%	48%	44%	51%	55%	55%	57%	53%	55%
% Employed	80%	79%	79%	78%	78%	77%	77%	76%	76%	77%	77%	78%	77%
Fees Converted	43,648	55,713	53,002	32,303	8,635	9,822	20,719	18,165	21,720	22,022	24,084	18,183	26,385
% Converted	3%	4%	4%	2%	1%	1%	2%	1%	2%	2%	2%	1%	2%
Fees Waived	51,940	49,280	47,565	45,220	1,299,585	41,510	38,710	37,590	38,395	40,705	39,305	40,600	38,920
% Waived	4%	4%	4%	3%	100%	3%	3%	3%	3%	3%	3%	3%	3%

Fees Possible: The amount of supervision fees that can be collected per active/electronic monitoring supervision status of offenders for that month only.

Does not include annual, pre-trial, and SIS. Please note that supervision fees were waived for April 2020.

Fees Collected: Actual amount of money collected that can be deposited in Special Revenue fund. Please keep in mind the amount collected could include an offender that pays three months in advance.

Fees Converted: Amount not included in Fees Collected. Represents the amount of money lost by conversions. If this money were collected instead of converted, it would be added to Fees Collected.

Fees Waived: Amount not included in Fees Collected. Represents the amount of money lost by waivers. If this money were collected instead of waived, it would be added to Fees Collected.

Note: April 2020 supervision fees were waived in response to COVID-19. Fees collected during that time span were applied to previous balances or shown as credit.

Center Populations

ARDOC
REPORT NO. IPTR500 - 18

ARKANSAS DEPARTMENT OF CORRECTION
ACC OPTION
STATEWIDE POPULATION REPORT

PAGE: 1
PROCESSED: 12/31/2020 12:32 AM
REQUESTOR: eOMIS

FOR: 12/31/2020

Location:	In Count	Out To:					Capacity	% Capacity
		ORCU Hosp	Other Hosp	Furlough	Court	Total		
Central AR CCC - Males/90 Day PV in CCC Males	1	0	0	0	0	1	0	
Central AR CCC - Males/Males	110	0	0	0	0	110	120	
Central AR CCC - Short Term Drug Court Treatment/Males	8	0	0	0	0	8	30	
Central AR CCC - Males Total	119	0	0	0	0	119	150	79.3%
East Central AR CCC/Females	177	0	0	0	0	177	212	
East Central AR CCC-Females Drug Treatment/Females	6	0	0	0	0	6	50	
East Central AR CCC Supervision Sanction-Female/Females	32	0	0	0	0	32	88	
East Central AR CCC Total	215	0	0	0	0	215	350	61.4%
NE AR CCC - Drug Treatment/Males	13	0	0	0	0	13	25	
NE AR CCC/Males	162	0	0	0	0	162	215	
NE AR CCC Total	175	0	0	0	0	175	240	72.9%
NW AR CCC/Females	101	0	0	0	1	102	114	
NW AR CCC Total	101	0	0	0	1	102	114	89.5%
Omega Supervision Sanction Center/90 Day PV in CCC Males	25	0	0	0	0	25	0	
Omega Supervision Sanction Center/Males	150	0	0	0	0	150	300	
Omega Supervision Sanction Center Total	175	0	0	0	0	175	300	58.3%
SW AR CCC/Males	157	0	0	0	0	157	375	
SW AR Supervision Sanction Center/Males	55	0	0	0	0	55	100	
SW AR CCC Total	212	0	0	0	0	212	475	44.6%
In Transit Count:	0							
TOTALS - UNIT COUNT	997	0	0	0	1	998		
					Male	681	1,165	58.5%
					Female	317	464	68.3%
					Total	998	1,629	61.3%
County Jail Backup SSP/Females Total	16	0	0	0	0	16		
County Jail Backup SSP/Males Total	19	0	0	0	0	19		
County Jail Backup/Females Total	18	0	0	0	0	18		
County Jail Backup/Males Total	17	0	0	0	0	17		
State Prison Unit/Males Total	1	0	0	0	0	1		
TOTAL - NONAGENCY	71	0	0	0	0	71		
					Male	37		
					Female	34		
					Total	71		
Re-Entry Act 146 Total	223	0	0	0	0	223	0	
GRAND TOTAL	1,291	0	0	0	1	1,292		

Residential Centers December Statistics Report At A Glance

Resident admissions:

CAC: 26
ECAC: 42
NEAC: 37
NWAC: 12
OMEGA: 112
SWAC: 28

Resident Releases:

CAC: 13
ECAC: 50
NEAC: 45
NWAC: 10
OMEGA: 135
SWAC: 59

Affordable Healthcare Enrollment:

CAC: 14
ECAC: 26
NEAC: 45
NWAC: 8
OMEGA: 94
SWAC: 60

Wage Class Enrollment:

CAC: 0
ECAC: 0
NEAC: 0
NWAC: 0
OMEGA: 0
SWAC: 0

Shorter College Enrollment:

CAC: 9
ECAC: 44
NEAC: 32
NWAC:
SWAC: 38
OMEGA: 0

Henderson State Enrollment:

OMEGA: 0

Exodus Enrollment:

CAC: 0
ECAC: 0

Good Grid Enrollment

CAC: 14
ECAC: 22
NEAC: 23
NWAC: 12
OMEGA: 0
SWAC: 28

Photo IDs issued:

CAC: 4
ECAC: 0
NEAC: 0
NWAC: 1
OMEGA: 0
SWAC: 10

Drivers Licenses Obtained:

CAC: 0
ECAC: 1
NEAC: 3
NWAC: 0
OMEGA: 0
SWAC: 3

MAT Participants:

CAC: 6
ECAC: 10
NEAC: NA
NWAC: 7
OMEGA: 0
SWAC: 2

Number of Volunteers:

CAC: 0
ECAC: 0
NEAC: 0
NWAC: 0
OMEGA: 0
SWAC: 14

Number of Volunteer Hours:

CAC: 0
ECAC: 0
NEAC: 0
NWAC: 0
OMEGA: 0
SWAC: 397

GED Enrollment:

CAC: 10
ECAC: 18
NEAC: 56
NWAC: 14
OMEGA: 0
SWAC: 43

GED Completed:

CAC: 2
ECAC: 2
NEAC: 0
NWAC: 1
OMEGA: 0
SWAC: 3

AA/NA Attendance:

CAC: 20 (resident led)
ECAC: 0
NEAC: 12
NWAC: 0
OMEGA: 0
SWAC: 142 (resident led)

Celebrate Recovery Attendance:

CAC: 0
ECAC: 0
NEAC: 0
NWAC: 0
OMEGA: 0
SWAC: 0

Parole/Probation Population

Active:

includes current status of Active, Abscond and Electronic Monitoring

Inactive:

includes current status of Non Reporting, Unsupervised, SIS
(Suspended Imposition of Sentence), Incarcerated and Out to Other State

Statewide Totals by Current Supervision Status (Active and Inactive) as of January 4, 2021

Area	Active	Inactive	TOTAL
Area 1-Fayetteville	6,743	3,013	9,756
Area 2-Mountain Home	2,504	567	3,071
Area 3-Searcy	4,968	1,248	6,216
Area 4-Jonesboro	4,157	1,595	5,752
Area 5-Fort Smith	4,075	2,922	6,997
Area 6-Conway	3,803	984	4,787
Area 8-Little Rock	7,890	1,209	9,099
Area 9-West Memphis	2,061	328	2,389
Area 10-Hot Springs	4,489	767	5,256
Area 11-Pine Bluff	3,590	592	4,182
Area 12-Texarkana	3,728	1,175	4,903
Area 13-El Dorado	2,452	527	2,979
ISC	103	1,923	2,026
Statewide Totals by Status	50,563	16,850	67,413

Parole/Probation Population

Statewide Totals by Current Supervision Status as of January 4, 2021

Area	Active			Inactive					OVERALL TOTALS PER AREA
	Active (Direct Supv)	Electronic Monitoring (Direct)	Absconded	Incarcerated	Non-Reporting	Out to Other State	Unsupervised	Suspnd Imposition of Snt (SIS)	
Area 1-Fayetteville	5,034	28	1,681	435	847	481	324	926	9,756
Area 2-Mountain Home	2,085	11	408	143	109	122	97	96	3,071
Area 3-Searcy	3,915	3	1,050	180	159	221	70	618	6,216
Area 4-Jonesboro	3,188	9	960	211	147	178	85	974	5,752
Area 5-Fort Smith	3,349	14	712	211	276	81	115	2,239	6,997
Area 6-Conway	3,096	4	703	184	133	107	81	479	4,787
Area 8-Little Rock	5,741	71	2,078	280	362	55	230	282	9,099
Area 9-West Memphis	1,505	3	553	123	41	46	10	108	2,389
Area 10-Hot Springs	3,366	47	1,076	181	167	69	171	179	5,256
Area 11-Pine Bluff	2,631	8	951	122	53	63	135	219	4,182
Area 12-Texarkana	2,703	9	1,016	262	205	211	110	387	4,903
Area 13-El Dorado	1,701	3	748	126	57	24	80	240	2,979
ISC	1		102	35	65	1,823			2,026
Statewide Totals by Current Supervision Status	38,315	210	12,038	2,493	2,621	3,481	1,508	6,747	67,413

Offender Count Active Excluding Absconders

38,525

Explanation for “Current Supervision Status”

Active Supervision:

Offender is currently on Active/Direct Supervision Status.

Electronic Monitoring:

Offender is currently on an Electronic Monitor.

Incarcerated:

Offender is currently incarcerated including the following:

- Parole Holds (in state and out-of-state)
- ACT 570 Holds
- County Jail (including possible new charges—felony or misdemeanors—or serving commitments for traffic fines, court commitments, etc).

Non Reporting:

Drug Court offender currently in a Community Correction Center for sanction or court commitment, on detainer (federal or ICE hold), out-of-state, in CCC Residential Treatment, nursing home, hospital, or Arkansas State Hospital.

Out-To-Other-State:

Offender supervised out of Arkansas through Interstate Compact.

Unsupervised:

Parolee whose earned Good Time has met the requirements for unsupervised parole, probationers who received Unsupervised Sentence (e.g., five-year probation sentence specified as 3 years supervised and an additional 2 years unsupervised probation; or an unsupervised probation sentence which is common for misdemeanor offenses (e.g., 1 year unsupervised probation term).

Suspended Imposition of Sentence (SIS):

Offender received a suspended term of supervision.

Parole/Probation Caseloads

Regular P&P Caseloads/Workloads By Area

1/5/21

AREA	Authorized Officers	Filled	Regular P&P Offenders				Total Active Offenders	Caseload Ratio (Authorized Positions)	Caseload Ratio (Filled Positions)	Work Units	Workload (Authorized Positions)	Workload (Filled Positions)	Total Indirect
			Maximum	Medium	Minimum	Pending							
AREA 01	52	50	245	2,038	2,050	131	4,464	86	89	7,068	136	141	4,454
AREA 02	19	18	112	726	881	18	1,737	91	97	2,697	142	150	648
AREA 03	38	36	171	1,579	1,549	59	3,358	88	93	5,313	140	148	1,979
AREA 04	33	33	239	1,046	1,507	86	2,878	87	87	4,449	135	135	2,307
AREA 05	30	24	238	1,068	1,247	58	2,611	87	109	4,190	140	175	3,117
AREA 06	28	27	182	1,071	1,242	37	2,532	90	94	3,988	142	148	1,095
AREA 07/08	64	59	439	2,542	2,374	149	5,504	86	93	9,019	141	153	2,280
AREA 09	20	20	167	619	671	36	1,493	75	75	2,470	123	123	582
AREA 10	33	31	253	1,172	1,557	50	3,032	92	98	4,738	144	153	1,269
AREA 11	27	26	199	1,035	909	39	2,182	81	84	3,641	135	140	1,148
AREA 12	30	25	283	1,053	1,243	61	2,640	88	106	4,297	143	172	1,648
AREA 13	19	18	99	649	597	47	1,392	73	77	2,269	119	126	782
Statewide	393	367	2,627	14,598	15,827	771	33,823	1,025	1,101	54,140	1,640	1,763	21,309
Area Average			219	1,217	1,319	64	2,819	85	92	4,512	137	148	

¹ Regular P&P Caseloads/Workloads include offenders with Active (Direct), Electronic Monitoring, and Incarcerated supervision statuses. Incarcerated here refers to temporary jail stays.
² Offenders on Annual or Indirect Supervision are excluded from caseload/workload counts and ratios.
³ Specialty Court Offender figures shown here are only those assigned to regular P&P officers. These offenders are not counted in caseload or workload ratios.
⁴ Indirect totals here are for offenders in Non-Active supervision statuses or those under Annual Supervision.

This page and the following two pages contain statewide caseload information for ACC. Caseloads are presented separately for regular parole and probation, specialty court, and specialized caseloads. This version is specifically designed for quarterly legislative reporting and differs from the daily caseloads/workloads report.

Beyond the exclusion of workloads calculation, it is important to note that direct supervision in these tables includes regular parole and probation and specialty court (including regular parole and probation offenders carried by specialty court officers) offenders with active (direct), electronic monitoring, or incarceration supervision status, as well as absconders assigned to SRT officers. Offenders on annual supervision are counted as indirect.

Parole/Probation Caseloads for Specialty Court

Specialty Court Caseloads/Workloads By Area

AREA	Authorized Officers	Filled	3 Regular P&P Offenders				Total Regular P&P Offenders	Total Active Specialty Court Offenders	Total Indirect Including Regular & Specialty	Caseload Ratios (Based on Active/Direct offenders)			Workload		
			Maximum	Medium	Minimum	Unassigned				P&P	Specialty	Mixed	Work Units	Workload (Authorized Positions)	Workload (Filled Positions)
			AREA 01	8	8	0				1	0	0	1	303	149
AREA 02	5	5	17	96	170	1	284	44	66	57	9	66	491	98	98
AREA 03	6	6	7	103	94	2	206	124	88	34	21	55	517	86	86
AREA 04	5	5	7	61	106	6	180	82	94	36	16	52	380	76	76
AREA 05	9	9	22	84	268	10	384	295	148	43	33	75	932	104	104
AREA 06	6	6	49	183	205	11	448	118	304	75	20	94	952	159	159
AREA 07/08	1	1	1	3	1	1	6	21	48	6	21	27	48	48	48
AREA 09	2	2	10	24	40	1	75	27	62	38	14	51	160	80	80
AREA 10	6	6	1	20	43	1	65	160	252	11	27	38	363	61	61
AREA 11	4	4	34	120	114	3	271	29	175	68	7	75	510	128	128
AREA 12	3	3	13	31	39	1	84	65	115	28	22	50	240	80	80
AREA 13	7	7	9	66	55	1	131	177	186	19	25	44	487	70	70
Statewide	62	62	170	792	1,135	38	2,135	1,445	1,687	34	23	58	5,607	1,054	1,054
Area Average			14	66	95	3		120		34	21	55	695	90	90

¹Specialty Court Caseloads/Workloads include offenders who are assigned to officers in Specialty Court positions who have Active (Direct), Electronic Monitoring, or incarcerated supervision statuses.
²Offenders on Indirect or Annual Supervision are not included in caseload counts or ratios. Annual supervision counts include both regular P&P and Specialty Court offenders assigned to Specialty Court officers.
³Offenders in risk-level columns above are regular P&P offenders who are supervised by officers in Specialty Court positions.

Specialized Caseloads

AREA	Authorized Officers	Totals	Ratios
		Offenders	Caseload
INTENSIVE SUPERVISION	4	100	24
INTERSTATE COMPACT	0	2,023	0
SPECIAL RESPONSE TEAM	16	4,462	276
Statewide	20	6,585	228

Parole/Probation Caseloads

Caseloads By Area

1/5/21

AREA	Cases	Authorized Officers	Vacant	Filled	Total Active	Total Indirect	Totals
AREA 01	AREA CASES	60	2	58	4,768	4,603	9,371
AREA 02		24	1	23	2,065	716	2,781
AREA 03		44	2	42	3,688	2,067	5,755
AREA 04		38	0	38	3,140	2,401	5,541
AREA 05		39	6	33	3,290	3,265	6,555
AREA 06		34	1	33	3,098	1,399	4,497
AREA 07/08		65	5	60	5,531	2,331	7,862
AREA 09		22	0	22	1,595	644	2,239
AREA 10		39	2	37	3,257	1,521	4,778
AREA 11		31	1	30	2,482	1,323	3,805
AREA 12		33	5	28	2,789	1,763	4,552
AREA 13		26	1	25	1,700	968	2,668
TOTALS	AREA CASES	455	26	429	37,403	23,001	60,404
INSTITUTIONAL PAROLE	SPECIALIZED CASES	6	0	6	0	0	0
INTENSIVE SUPERVISION		4	0	4	97	3	100
INTERSTATE COMPACT		0	0	0	36	1,987	2,023
RE-ENTRY		12	2	10	0	0	0
SEX OFFENDER ASSESSMENT		12	2	10	1	0	1
SPECIAL RESPONSE TEAM		16	1	15	2	4,460	4,462
TOTALS	SPECIALIZED CASES	50	5	45	136	6,450	6,586
Statewide TOTALS		505	31	474	37,539	29,451	66,990

Caseloads are presented in distinct officer groupings:

Regular: These are officers carrying normal Probation and Parole caseloads.

Specialty Court: These officers supervise offenders in specialty courts. Note that these officers may also carry regular P&P offenders, and these offenders are reflected in the specialty court caseload/workload figures; however, separate caseload/workload ratios are calculated for the regular and specialty court portions of a specialty court officer's caseload, in addition to a combined, or mixed, ratio.

Specialized: These officers supervise strategically specialized caseloads consisting of offenders requiring heightened supervision protocols (intensive supervision) and parolees who have absconded supervision (Special Response Team).

Indirect: These are offenders for whom their sentence, circumstance, or current status is associated with a reduced supervision obligation for the officers they are assigned to. Generally, these include offenders in non-reporting status, those on suspended sentences (SIS), and interstate compact offenders. Offenders on annual supervision are also included in this group.

Parole/Probation Risk Levels

Statewide Risk Levels by Caseload Types as of January 4, 2021

CURRENT RISK LEVELS	Parole	Probation	Drug Court	Hope Court	Mental Health Court	Veterans Court	Swift Courts	Pre Adjudicated	Pre Trial/ Drug Court	Pre Trial/ Pre-Adjudicated	Pre Trial/ Regular	Pre Trial/ Veterans Court	Suspended	Ext Sex Offender Supv	Totals
Maximum	3,216	1,328	125	7	3	2	5			2			279		4,967
Medium	10,623	11,509	838	44	13	37	23		7	40	3		1,273	2	24,412
Minimum	6,863	15,663	689	28	13	36	40	2	9	49	11	4	1,288		24,695
Annual Reporting	2,548	1,525	1				16						102		4,192
Unassigned	3,058	2,124	30	4	1		1		7	7	14	1	3,900		9,147
Sum:	26,308	32,149	1,683	83	30	75	85	2	23	98	28	5	6,842	2	67,413

CURRENT RISK LEVELS ASSIGNED EXPLANATION:

- Maximum- last risk level score as “High”
- Medium- last risk level score as “Medium”
- Minimum- last risk level score as “Low”
- Annual- identifies offenders that are supervised Annual Reporting
- Unassigned- no ARORA has been completed or offender is currently supervised as “Unsupervised” where the risk level was changed to unassigned

Statewide Risk Levels by Caseload Supervision Status as of January 4, 2021

RISK LEVELS BY CURRENT SUPERVISION STATUS	Maximum	Medium	Minimum	Annual Reporting	Unassigned	Sum:
Active (Direct Supv)	2,468	15,002	17,155	3,403	287	38,315
Electronic Monitoring (Direct)	71	121	16		2	210
Absconded	1,450	5,294	3,529	71	1,694	12,038
Incarcerated	390	1,076	441	9	577	2,493
Non-Reporting	207	858	557	10	989	2,621
Out to Other State	100	657	1,187	41	1,496	3,481
Unsupervised	9	157	541	556	245	1,508
Suspnd Imposition of Snt (SIS)	272	1,247	1,269	102	3,857	6,747
Sum:	4,967	24,412	24,695	4,192	9,147	67,413

Parole/Probation Population

Probation and Parole Gains and Losses in December 2020

Gains and Losses	Probation	Parole	Pre-Trial	Suspended	Sum:
Intakes	494	886	12	77	1,469
Sanction Release from SSP	13	127			140
Total Gains	507	1,013	12	77	1,609
Revocations/or New ADC or CCC Sentence	166	474		18	658
Sanction Incarceration SSP	3	83			86
Terminations	431	223	9	67	730
Total Losses	600	780	9	85	1,474

ACC Specialty Teams

December SRT-Task Force Report	
Arrests:	
Absconders	28
Active Supervision	25
Collateral Arrest	155
SRT Total:	22
Task Force Total:	100
SRT Plus Task Force Total:	122

December SRT-Task Force Report	
Felony charges	65
Misdemeanor charges	44
Traffic charges	117
Narcotics arrests	82
Confiscations:	
Marijuana	31.4 lbs
Meth	291 grams
Cocaine	2 grams
Prescription pills	159 pills
Handguns	19
Rifles	1
Recovered vehicles	7
Drug paraphernalia	158 items
Currency seized	\$43,483

Intensive Parole Supervision		December 2020															
Type of Arrests																	
Firearms/Narcotics		1															
<table border="1"> <thead> <tr> <th colspan="3">Number of Arrests</th> </tr> <tr> <th></th> <th>Parole</th> <th>Probation</th> </tr> </thead> <tbody> <tr> <td>Active Supervision</td> <td>1</td> <td></td> </tr> <tr> <td colspan="3"> </td> </tr> <tr> <td>Total Arrest:</td> <td></td> <td>1</td> </tr> </tbody> </table>			Number of Arrests				Parole	Probation	Active Supervision	1					Total Arrest:		1
Number of Arrests																	
	Parole	Probation															
Active Supervision	1																
Total Arrest:		1															
CONFISCATIONS																	
Marijuana		.5 pounds															
Cocaine		278 grams															
Currency		\$17,742															

Parole/Probation Community Service

Community Service - 2020

Area	Cities Within Area	January	February	March	April	May	June	July	August	September	October	November	December		Year End Totals
													Number of Participants	Number of Hours	
1	Bentonville, Fayetteville	641.7	990.5	990.5	48.0	81.0	227.0	636.5	792.0	873.0	729.9	650.4	82	706.0	7,366.4
2	Harrison, Mountain Home, Salem, Mountain View, Berryville	926.0	912.0	236.0	27.0	1,067.0	904.0	904.0	840.0	979.0	599.0	663.0	49	1,540.0	9,597.0
3	Searcy, Newport, Walnut Ridge, Ash Flat, Heber Springs, Batesville, Pocahontas, Lonoke	2,412.0	1,823.0	1,512.0	534.0	359.0	572.0	949.0	1,345.0	1,189.0	1,607.0	1,468.0	69	1,607.0	15,377.0
4	Jonesboro, Paragould, Osceola	719.0	552.6	396.0	133.0	24.0	91.5	184.0	77.0	158.0	275.0	144.5	28	285.5	3,040.1
5	Fort Smith, Booneville, Clarksville, Ozark, Mena	1,297.0	1,392.8	715.0	240.0	521.5	977.0	1,032.0	925.0	1,020.0	960.0	828.0	101	860.5	10,768.8
6	Conway, Russellville, Morrilton, Danville	1,486.0	957.0	515.8	244.0	0.0	29.0	71.0	713.1	860.8	388.8	376.7	41	602.4	6,244.5
8	Little Rock, North Little Rock	1,370.0	1,262.0	1,073.0	0.0	439.0	98.0	12.0	340.0	325.0	196.0	133.0	4	51.0	5,299.0
9	Forrest City, Helena, West Memphis	316.0	331.5	184.5	0.0	14.0	270.0	86.5	133.5	256.0	424.5	320.0	34	270.5	2,607.0
10	Malvern, Benton, Sheridan, Arkadelphia, Hot Springs, Benton	1,211.2	1,282.0	331.0	83.0	122.0	291.5	432.0	355.5	462.8	768.5	275.0	28	778.0	6,392.4
11	Pine Bluff, Stuttgart, Monticello, Crossett	671.9	813.0	333.0	140.0	330.0	425.8	309.0	333.0	366.0	356.0	535.3	40	360.5	4,973.5
12	Texarkana, Ashdown, Hope, Lewisville, Nashville	668.0	810.5	493.4	74.5	52.0	217.8	403.5	158.5	264.2	210.0	238.3	52	442.0	4,032.7
13	Magnolia, El Dorado, Camden, Fordyce	402.3	530.9	236.3	196.0	187.0	235.5	423.5	135.5	526.0	350.0	775.5	18	252.5	4,251.0
TOTAL		12,121.1	11,657.8	7,016.5	1,719.5	3,196.5	4,339.1	5,443.0	6,148.1	7,279.7	6,864.6	6,407.6	546	7,755.9	79,949.3

December 2020 Litter Crew Report

Area	Cities Within Area	Number of Participants	Number of Hours
Area 3	Searcy, Newport, Walnut Ridge, Ash Flat, Heber Springs, Batesville, Pocahontas, Lonoke	1	64.0
TOTAL		1	64.0

There was no activity in the County Work Program during December.

Parole/Probation Revocations

Revocation Events By Supervision Types and Area December 2020

Area	Supervision Type	Revoked (Sent to ADC)	Revoked (Sent to CCC)	Revoked (Other)	New ADC/ CCC Sentence
Area 1-Fayetteville	Probation	3		5	1
Area 2-Mountain Home		4		1	3
Area 3-Searcy		10	3	5	2
Area 4-Jonesboro		8	5	4	6
Area 5-Fort Smith		6	2		6
Area 6-Conway		7	2		1
Area 8-Little Rock		11	1	25	
Area 9-West Memphis		3			
Area 10-Hot Springs		7	3		1
Area 11-Pine Bluff		9	2		
Area 12-Texarkana		13		1	1
Area 13-El Dorado		2	1	2	
Total by Supervision Type	Probation	83	19	43	21
Area 1-Fayetteville	Parole	53		2	
Area 2-Mountain Home		28	1		1
Area 3-Searcy		24			2
Area 4-Jonesboro		45			7
Area 5-Fort Smith		53			8
Area 6-Conway		32			7
Area 8-Little Rock		60	1		2
Area 9-West Memphis		17			
Area 10-Hot Springs		39			2
Area 11-Pine Bluff		46			4
Area 12-Texarkana		15			7
Area 13-El Dorado		16			2
Total by Supervision Type	Parole	428	2	2	42
Area 1-Fayetteville	Suspended			1	
Area 3-Searcy					1
Area 4-Jonesboro					4
Area 5-Fort Smith					6
Area 6-Conway		1			
Area 8-Little Rock					1
Area 9-West Memphis					1
Area 12-Texarkana		1			1
Area 13-El Dorado					1
Total by Supervision Type	Suspended	2		1	15
TOTAL BY SUPERVISION EVENT		513	21	46	78

Revocation Hearings

Parole Revocation Hearings and Outcomes December 2020

Hearing Outcome	Laws and Technical	Laws Only	Technical Only	Total By Hearing Outcome
Deferred	3			3
Reinstate	6	4	3	13
Revoked	57	68	2	127
Waived	311	22	10	343
Total By Violation Type	377	94	15	486

Note: Excludes SSP Sanction Hearings

ACT 1029 HEARINGS HELD	Total
	33
Waived	14
Total # ACT 1029 Hearings	47

Note: Included in totals for Hearing Outcomes

Supervision Sanctions

Supervision Sanction Hearings and Waivers

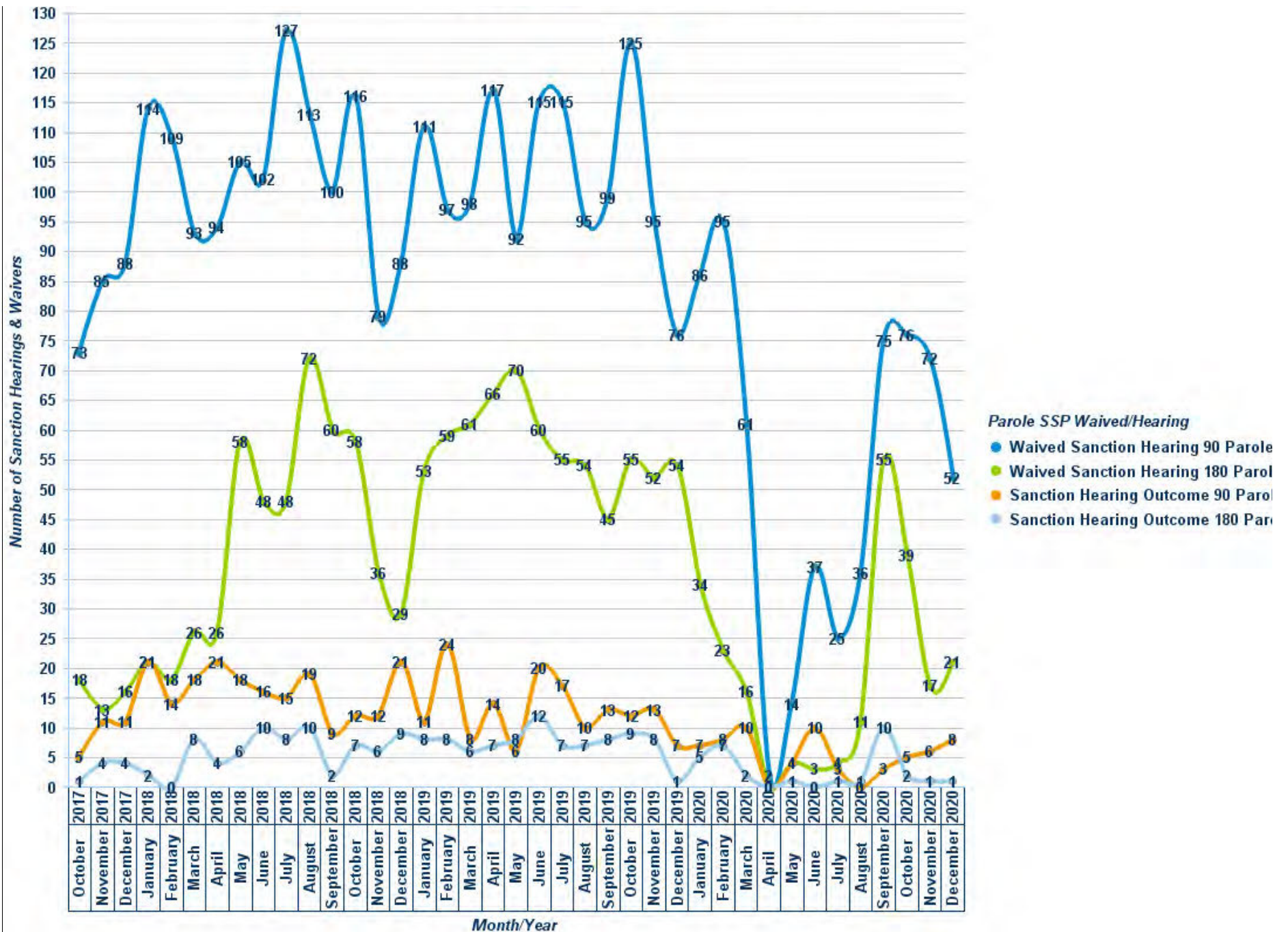
10/1/2017- 12/31/2020

Sanction Hearing Outcome	Sanction Hearing Type	Parole	Probation	Sum:
Sanction Hearing Outcome 90	Sanction Hearing	442	15	457
Sanction Hearing Outcome 180		201	7	208
Totals:	Sanction Hearing	643	22	665

Waived Sanction Hearing 90	Waived Sanction Hearing	3,351	305	3,656
Waived Sanction Hearing 180		1,458	55	1513
Totals:	Waived Sanction Hearing	4,809	360	5,169

	Overall Totals:	5,452	382	5,834
--	------------------------	--------------	------------	--------------

Parole Sanction Hearings and Waivers to SSP



Parole/Probation Drug Testing

Regular Probation and Parole

Positive Tests during December 2020

Offender Urine Tests this Period: 5,272

Number of Offenders Testing Positive: 2,065

Drug Tested	Count
Methamphetamines	1,300
THC/Marijuana	1,298
Amphetamines	802
Benzodiazepines	119
Cocaine	87
Heroin/Opiates	64
Ecstasy	47
Alcohol	43
Oxycodone	28
Buprenorphine	27
Ethyl Glucuronide	20
Tramadol	19
Morphine	13
Fentanyl	10
Hydrocodone	9
Methadone	6
Barbiturates	5
Methadone Metabolite	4
Methaqualone	4
PCP	3
Creatinine	2
Propoxyphene	2
Cotinine	1
Crack	1
Heroin Metabolite	1
K2 (SPICE)	1
pH	1
Speed	1
Total	3,918

Drug Courts

Positive Tests during December 2020

Offender Urine Tests this Period: 5,000

Number of Offenders Testing Positive: 179

Drug Tested	Count
Buprenorphine	160
Methamphetamines	119
THC/Marijuana	110
Amphetamines	78
Benzodiazepines	24
Ethyl Glucuronide	24
Morphine	22
Tramadol	20
Ecstasy	13
Oxycodone	11
Alcohol	9
Barbiturates	7
Methadone	7
Cocaine	6
Fentanyl	6
Heroin/Opiates	3
PCP	3
K2 (SPICE)	2
Methadone Metabolite	1
Total	625

Specialty Courts

Positive Tests during December 2020

Offender Urine Tests this Period: 123

Number of Offenders Testing Positive: 10

Drug Tested	Count
Methamphetamines	6
THC/Marijuana	6
Amphetamines	3
Ecstasy	2
Ethyl Glucuronide	1
Methadone	1
Total	19