24

DATE REVISED	DATE FILMED	DATE REVISED	DATE FILMED	FED. ROAD NO.	STATE	FED. AID PROJ.	FISCAL YEAR	SHEET NO.	TOTAL SHEETS
				6	ARK.				
				JOB NO.		6352		13	42
				S 5507		Spans Details			13061

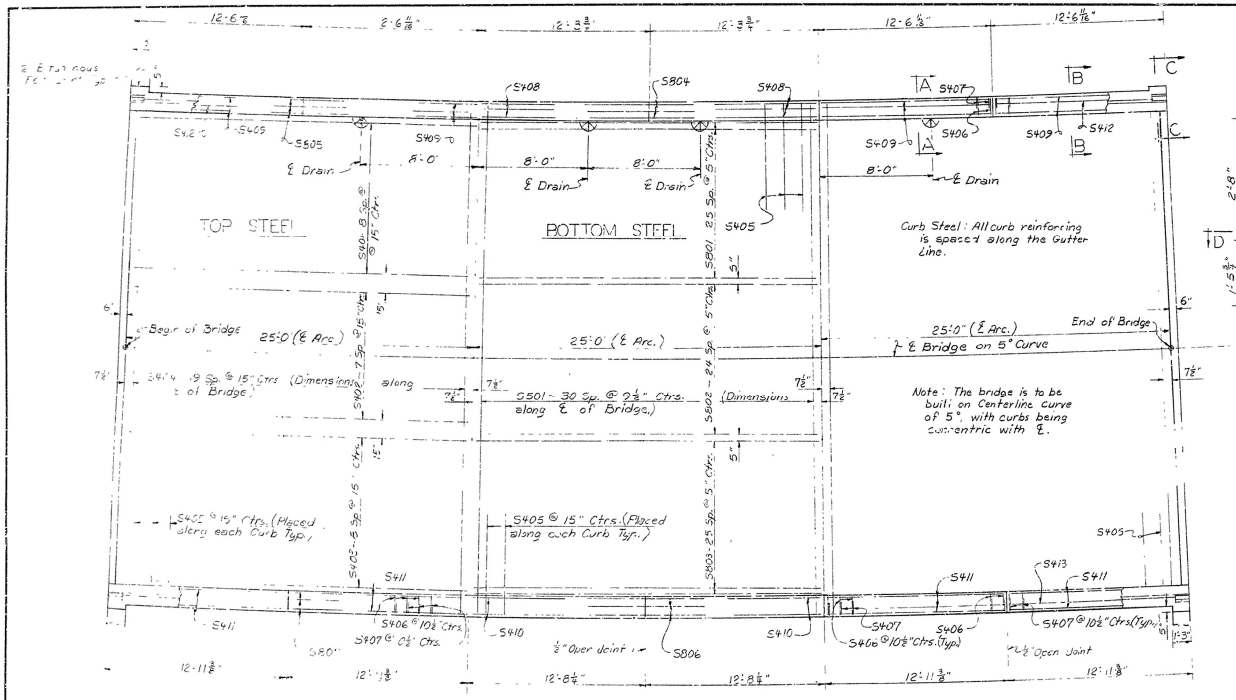

PLAN
Scale ⅜"=1'-0"

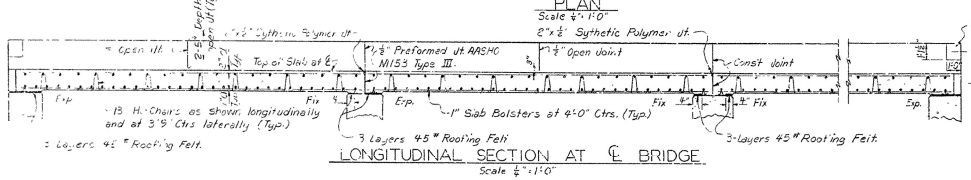

LONGITUDINAL SECTION AT ℄ BRIDGE
Scale ⅜"=1'-0"

For details of connection see drwg. No. 1898U.

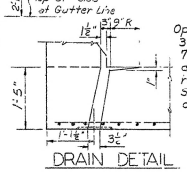

DRAIN DETAIL

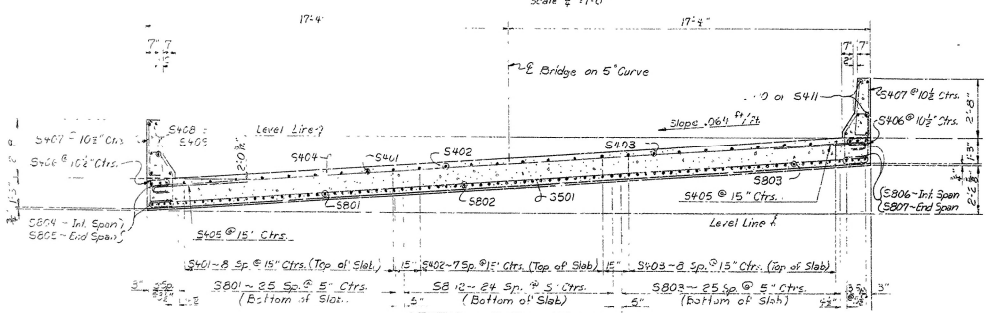

SECTION THRU ROADWAY
Scale ⅜"=1'-0"

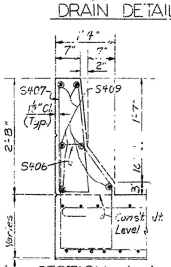

SECTION A-A
Scale ⅜"=1'-0"

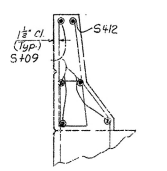

SECTION B-B
Scale ⅜"=1'-0"

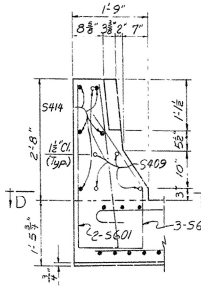

SECTION C-C
Scale ⅜"=1'-0"

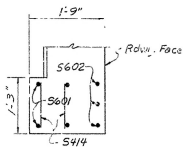

SECTION D-D
Scale ⅜"=1'-0"

MARK	NO. REQ'D. END	NO. REQ'D. INT	LENGTH	PIN DIA.
S801	26	26	24'-3"	Str.
S802	25	25	24'-7"	Str.
S803	26	26	24'-11"	Str.
S804	-	7	24'-3"	Str.
S805	7	-	24'-9"	Str.
S806	-	7	25'-0"	Str.
S807	7	-	25'-6"	Str.
S601	4	-	8'-1"	3"
S602	6	-	3'-0"	3"
S501	31	31	34'-4"	Str.
S401	9	9	24'-3"	Str.
S402	8	8	24'-7"	Str.
S403	9	9	24'-11"	Str.
S404	20	20	35'-4"	3"
S405	40	40	6'-10"	3"
S406	60	58	7'-0"	2"
S407	60	58	5'-7"	2"
S408	-	12	12'-0"	Str.
S409	11	-	12'-2"	Str.
S410	-	12	12'-5"	Str.
S411	11	-	12'-8"	Str.
S412	1	-	11'-0"	Str.
S413	1	-	11'-5"	Str.
S414	10	-	0'-11"	Str.

BENDING DIAGRAMS

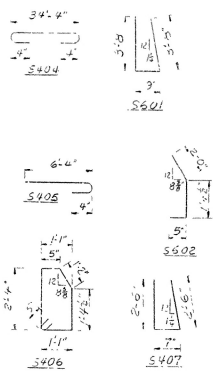

Dimensions are [illegible] cars

GENERAL NOTES

ALL CONCRETE TO BE CLASS "S". ALL EXPOSED CORNERS TO BE CHAMFERED 3/4" UNLESS OTHERWISE NOTED.

REINFORCING STEEL TO BE ASTM A615, GRADE 40. SHOP LISTS AND BENDING DIAGRAMS MUST BE SUBMITTED AND APPROVAL SECURED BEFORE FABRICATION IS BEGUN.

BAR SUPPORTS FOR REINFORCING BARS WILL BE PAID FOR DIRECTLY, BUT WILL BE CONSIDERED SUBSIDIARY TO THE ITEM "REINFORCING STEEL". SHOP LISTS AND DIAGRAMS OF BAR SUPPORTS SHALL BE SUBMITTED FOR APPROVAL BEFORE FABRICATION IS BEGUN.

ROOFING FELT, BITUMINOUS FELT, PREFORMED JOINT, AND SYTHETIC POLYMER SHALL BE MEASURED AND PAID FOR AS CLASS "S" CONCRETE.

SPECIFICATIONS: ARKANSAS STATE HIGHWAY COMMISSION STANDARD SPECIFICATIONS FOR HIGHWAY CONSTRUCTION, EDITION OF 1972.

DESIGN SPECIFICATIONS: AASHO 1969
DESIGN LIVE LOADING: HS20

LOAD DISTRIBUTION TO SLAB: DEAD LOAD - 227 PSF
LIVE LOAD - 0.184 WHEELS/FT. OF WIDTH PLUS 30% IMPACT.

UNIT STRESSES. CLASS "S" CONCRETE (N=10) 1,200 PSI
REINFORCING STEEL 20,000 PSI

DETAILS OF SPANS
BAYOU TWO PRAIRIE RELIEF
LONOKE - I-40 BRIDGES AND APPRS.
LONOKE COUNTY
ROUTE 31 SEC. 3

ARKANSAS STATE HIGHWAY COMMISSION
LITTLE ROCK, ARK.

DRAWN BY D.R.H. DATE 1-3-73
TRACED BY DATE
CHECKED BY V.E.D. DATE 5-7-73
SCALE: As Noted

Uzel Parkerton
BRIDGE ENGINEER

BRIDGE NO. 5507 DRAWING NO. 13061

22

DATE REVISED	DATE FILMED	DATE REVISED	DATE FILMED	FED. ROAD NO.	STATE	FED. AID PROJ.	FISCAL YEAR	SHEET NO.	TOTAL SHEETS
				6	ARK.				
				JOB NO.		6952		11	42
				5 (1)	5507	Layout			18059

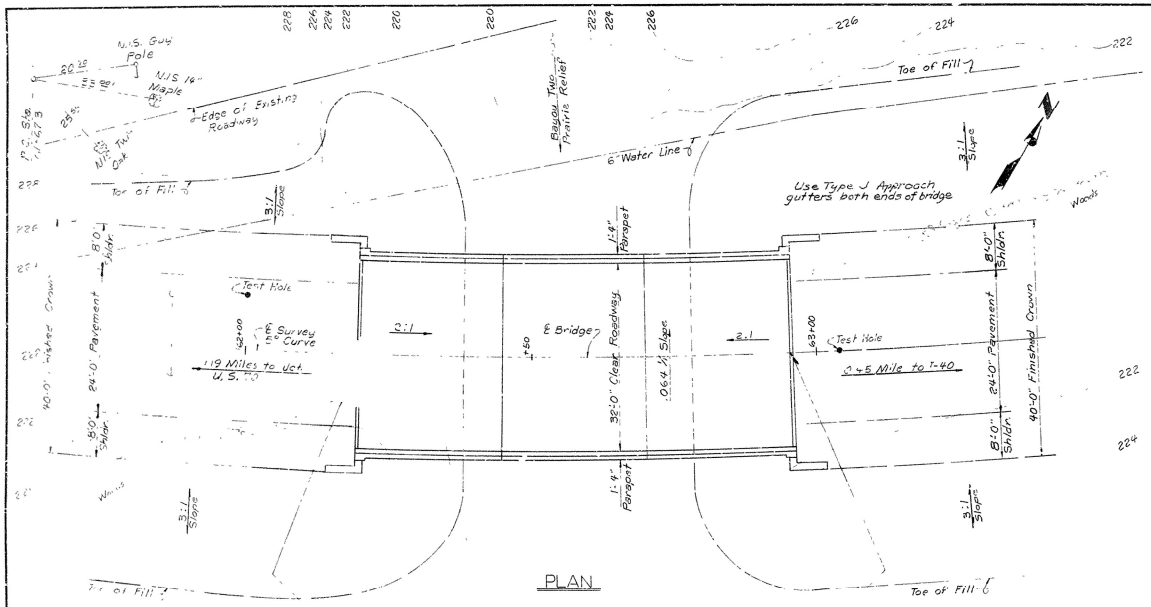

Note: For R/W Data, Guard Fence See Roadway Plans.

PLAN

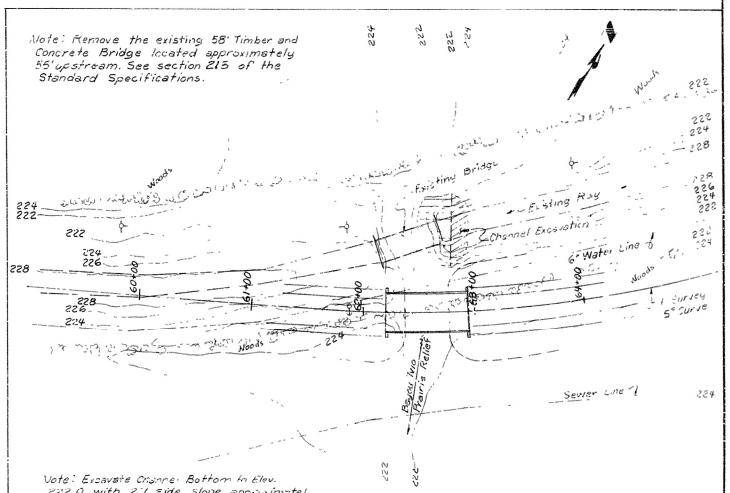

LOCATION SKETCH
Scale 1" = 50'

BORING LEGEND

- A — Grey Sandy Clay
- B — Med Firm Gray Sandy Clay & Small Gravel - Wet
- A — Brown Sandy Clay
- B — Med Firm Brown Sandy Clay - Wet
- A — Comp. Med. Coarse Brown Sand & Small Gravel - Wet

CURVE DATA

PI = 65+80.2
Δ = 39° 38' Lt
D = 5°
T = 413.0'
L = 792.7'

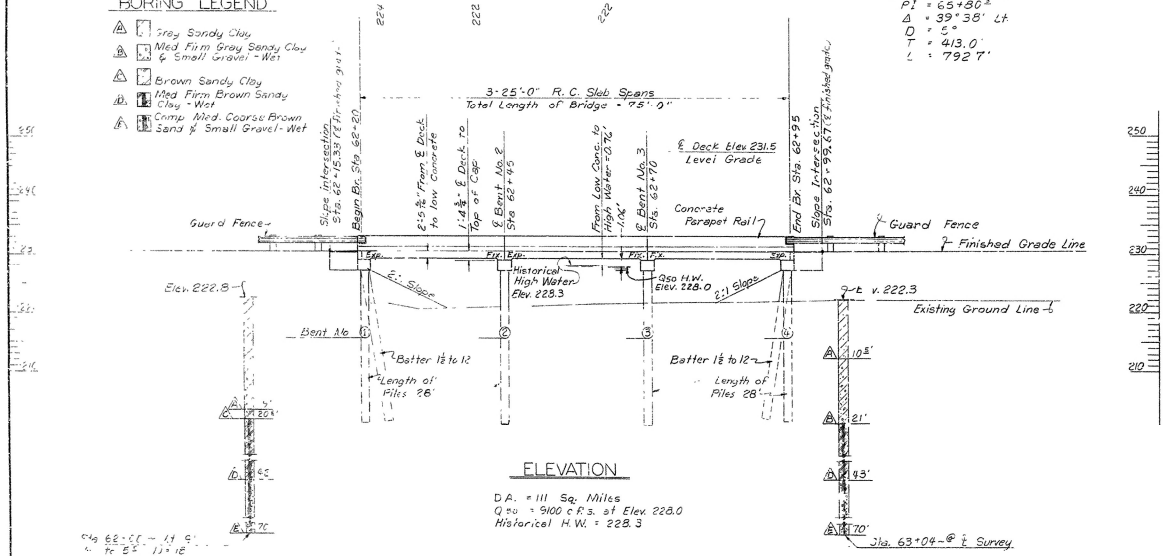

ELEVATION

D.A. = 111 Sq. Miles
Q50 = 9100 c.f.s. at Elev. 228.0
Historical H.W. = 228.3

GENERAL NOTES

BENCH MARK - N.I.S. GUY POLE 9' LT. STA. 61+87. ELEV. 221.51.

ALL PILING SHALL BE 16" PRECAST CONCRETE AND SHALL BE DRIVEN WITH AN APPROVED AIR, STEAM, OR DIESEL HAMMER TO A MINIMUM CAPACITY OF 44 TONS PER PILE AND TO A MINIMUM PENETRATION OF 20 FEET BELOW THE GROUND LINE. LENGTHS OF PILING SHOWN ARE ASSUMED FOR ESTIMATING QUANTITIES ONLY. ACTUAL LENGTHS ARE TO BE DETERMINED IN THE FIELD. DRIVE ONE 33 FOOT TEST PILE IN BENT NO. 2. PILES IN END BENTS SHALL BE DRIVEN AFTER EMBANKMENT TO SUBGRADE IS IN PLACE.

ALL CONCRETE IN THE SUPERSTRUCTURE SHALL BE CLASS S(AE). ALL CONCRETE IN THE SUBSTRUCTURE SHALL BE CLASS S AND SHALL BE POURED IN THE DRY. ALL EXPOSED CORNERS SHALL BE CHAMFERED 3/4" UNLESS OTHERWISE NOTED.

FOR DETAILS OF END BENTS, SEE DWG. NO. 18060
FOR DETAILS OF INTERMEDIATE BENTS, SEE DWG. NO. 18060
FOR DETAILS OF SUPERSTRUCTURE, SEE DWG. NO. 18061
FOR DETAILS OF PRECAST CONCRETE PILING, SEE DWG. NO. 2382.

SPECIFICATIONS. ARKANSAS STATE HIGHWAY COMMISSION STANDARD SPECIFICATIONS FOR HIGHWAY CONSTRUCTION, EDITION OF 1972.

DESIGN SPECIFICATIONS: AASHO 1969

LIVE LOADING: HS20

UNIT STRESSES: CLASS S AND S(AE) CONCRETE (N=10) 1,200 PSI
REINFORCING STEEL 20,000 PSI

LAYOUT OF BRIDGE
OVER BAYOU TWO PRAIRIE RELIEF
LONOKE - I-40 BRIDGES & APPRS.
LONOKE COUNTY
ROUTE 31 SEC. 3

ARKANSAS STATE HIGHWAY COMMISSION
LITTLE ROCK, ARK.

DRAWN BY: D.E.H. DATE: 29 Nov. 72
TRACED BY: DATE:
CHECKED BY: J.E.D. DATE: 7 Dec. 72
SCALE: 1" = 10'

BRIDGE ENGINEER

BRIDGE NO. 5507 **DRAWING NO. 8059**

GRAHAM BLUE PRINT 1-72 — 3-0