

**ARKANSAS
STATE HIGHWAY
COMMISSION
PROPOSAL DOCUMENTS**

FOR THE CONSTRUCTION OF

STATE JOB NO. 020853

STATE JOB

YANCOPIN RD. SURFACING (DESHA CO.) (S)

COUNTY ROAD NO. CR 41

IN DESHA COUNTY

Bound herein are the Supplemental Specifications, Special Provisions, Proposal Documents and Schedule of Items applicable to this proposed construction contract.

Applicable to this proposed construction contract, but not bound herein, are the Arkansas State Highway Commission Standard Specifications for Highway Construction, Edition of 2014, and the Construction Plans.

ADDENDUM NO. 1 – JOB 020853

ARKANSAS DEPARTMENT OF TRANSPORTATION

PROGRAM MANAGEMENT DIVISION

LITTLE ROCK, ARKANSAS

June 3, 2026

TO: Eligible Bidders – Job 020853

SUBJECT: Proposal Document Changes

The Title Plan Sheet map has been revised to reflect Desha County. Lettersize Plan Sheets 1 and 9 have been revised to reflect this change. You should substitute the revised sheets into your proposal documents.

ACKNOWLEDGEMENT OF THIS ADDENDUM SHALL BE MADE BY SIGNING BELOW AND SUBMITTING THIS SIGNED FORM TO THE PROGRAM MANAGEMENT DIVISION BY EMAIL AT pmd@ardot.gov OR BY FAX AT (501)569-2623.

Sincerely,



For Daniel Siskowski
Division Engineer
Program Management

Name

Company



CAUTION TO BIDDERS

Please review Section 102 of the Standard Specifications, 2014 Edition for Bidding Requirements and Conditions. Mistakes or omissions can be costly. Important items for you to check are included in, but not limited to, those listed below. This checklist is furnished only to assist you in submitting a proper bid. Check as you read.

- Have you contacted ARDOT (pmd@ardot.gov or 501-569-2261) to become an eligible bidder? This is required to submit a bid in the letting and must occur by 4:30pm the day prior to the letting.
- Have you acknowledged all Addenda by email or fax?
- Is the unit price entered appropriate for the item?
- Have you entered a unit price for each bid item except in the case of authorized alternate pay items? (A zero bid (\$0.00) is a valid price and will be considered.)
- Have you checked the Schedule of Items for various pay items that may have a minimum or maximum unit bid price? (Refer to the Standard Specifications for further information concerning these items)
 - ✓ Asphalt Binder
 - ✓ Relocating Precast Concrete Barrier
 - ✓ Water
 - ✓ Mobilization
- Have you limited your bid for Mobilization to five percent (5%) of the subtotal?
- For Federal-aid projects, did you complete the Certification for Federal aid Contracts?
- Prior to submitting your bid, did you check for error messages, and are all the folders "green"?
- If submitting a paper copy of the Proposal Guaranty (Bid Bond) is it signed by an officer of your company **AND** the Surety Agent?
- Did you ensure your Proposal Guaranty (if you are submitting a paper bond) will arrive prior to the time and date stated on Page 2 of the Proposal Documents?

1-17-08
Revised: 6-1-09
Revised: 2-15-12
Revised: 1-15-15
Revised: 5-26-16
Revised: 11-17-17
Revised: 7-5-23
Revised: 8-4-25
Revised: 12-18-25

ARKANSAS DEPARTMENT OF TRANSPORTATION

NOTICE OF NONDISCRIMINATION

The Arkansas Department of Transportation (ARDOT) complies with all civil rights provisions of federal statutes and related authorities that prohibit discrimination in programs and activities receiving federal financial assistance. Therefore, ARDOT does not discriminate on the basis of race, sex, color, age, national origin, religion (not applicable as a protected group under the FMCSA Title VI Program), or disability in the admission, access to and treatment in ARDOT's programs and activities, as well as ARDOT's hiring or employment practices. Complaints of alleged discrimination and inquiries regarding ARDOT's nondiscrimination policies may be directed to the Civil Rights Division, P. O. Box 2261, Little Rock, AR 72203, (501) 569-2298, (Voice/TTY 711), or the following email address: Civil.Rights@ardot.gov

Free language assistance may be available upon request.

This notice is available from the ADA/504/Title VI Coordinator in large print, on audiotape, and in Braille.

Arkansas Department of Transportation
Supplemental Specifications and Special Provisions Listing
State Job Number 020853

The following supplemental specifications and special provisions for this project supplement the standard specifications, edition of 2014. In case of conflict, the supplemental specifications and special provisions shall govern.

ERRATA	ERRATA FOR THE BOOK OF STANDARD SPECIFICATIONS
JOB SP	VENDOR REGISTRATION REQUIREMENT
JOB SP	BIDDING REQUIREMENTS AND CONDITIONS
JOB SP	MANDATORY ELECTRONIC CONTRACT
JOB SP	MANDATORY ELECTRONIC DOCUMENT SUBMITTAL
JOB SP	LIQUIDATED DAMAGES PROCEDURE FOR BID LETTINGS
JOB SP	ELECTRONIC TICKETING SYSTEMS (E-TICKETING)
JOB SP	DESIGN AND QUALITY CONTROL OF ASPHALT MIXTURES
JOB SP	SUBMISSION OF ASPHALT CONCRETE HOT MIX ACCEPTANCE TEST RESULTS
JOB SP	PRICE ADJUSTMENT FOR ASPHALT BINDER
JOB SP	PRICE ADJUSTMENT FOR FUEL
JOB SP	WARM MIX ASPHALT
JOB SP	ROADWAY CONSTRUCTION CONTROL – PAVEMENT PRESERVATION
JOB SP	SHORING FOR CULVERTS
JOB SP	PRIME CONTRACTOR PERFORMANCE EVALUATION
SP 108-1	LIQUIDATED DAMAGES
SS 100-3	CONTRACTOR'S LICENSE
SS 100-4	DEPARTMENT NAME CHANGE
SS 102-2	ISSUANCE OF PROPOSALS
SS 102-3	PREQUALIFICATION OF BIDDERS
SS 103-2	CONTACT INFORMATION FOR MOTORIST DAMAGE CLAIMS
SS 105-4	MAINTENANCE DURING CONSTRUCTION
SS 107-2	RESTRAINING CONDITIONS
SS 108-2	WORK ALLOWED PRIOR TO ISSUANCE OF WORK ORDER
SS 108-3	WORK ORDER FOR FIXED COMPLETION DATE CONTRACTS
SS 303-1	AGGREGATE BASE COURSE
SS 306-1	QUALITY CONTROL AND ACCEPTANCE
SS 400-1	TACK COATS
SS 400-4	DESIGN AND QUALITY CONTROL OF ASPHALT MIXTURES
SS 400-5	PERCENT AIR VOIDS FOR ACHM MIX DESIGNS
SS 400-6	LIQUID ANTI-STRIP ADDITIVE
SS 400-7	TRACKLESS TACK
SS 404-3	DESIGN OF ASPHALT MIXTURES
SS 409-2	ASPHALT LABORATORY FACILITY
SS 410-1	CONSTRUCTION REQUIREMENTS AND ACCEPTANCE OF ASPHALT CONCRETE PLANT MIX COURSES
SS 410-2	DEVICES FOR MEASURING DENSITY FOR ROLLING PATTERNS

Arkansas Department of Transportation
Supplemental Specifications and Special Provisions Listing
State Job Number 020853

The following supplemental specifications and special provisions for this project supplement the standard specifications, edition of 2014. In case of conflict, the supplemental specifications and special provisions shall govern.

SS 410-4	EVALUATION OF ACHM SUBLLOT REPLACEMENT MATERIAL
SS 416-1	RECYCLED ASPHALT PAVEMENT
SS 603-1	LANE CLOSURE NOTIFICATION
SS 604-1	RETROREFLECTIVE SHEETING FOR TRAFFIC CONTROL DEVICES IN CONSTRUCTION ZONES
SS 604-3	TRAFFIC CONTROL DEVICES IN CONSTRUCTION ZONES (MASH)
SS 604-4	CLASSIFICATION AND APPLICATION OF MARKINGS
SS 620-1	MULCH COVER
SS 723-1	GENERAL REQUIREMENTS FOR SIGNS
SS 729-1	CHANNEL POST SIGN SUPPORT
SS 802-5	CONCRETE FOR STRUCTURES

ARKANSAS DEPARTMENT OF TRANSPORTATION

SUPPLEMENTAL SPECIFICATION

ERRATA FOR THE BOOK OF STANDARD SPECIFICATIONS

Errors noted in the printed book of Standard Specifications for Highway Construction, Edition of 2014, are listed below and this publication is hereby revised as follows:

- Page 124: The third sentence of the first paragraph of Subsection 110.03(c) should read: The Engineer will make a decision within 10 business days concerning the necessity or practicability of the request.
- Page 195: The sixth paragraph of subsection 303.02 should read: For Classes 1 through 8 materials, the fraction passing the #200 (0.075 mm) sieve shall not be greater than three-fourths of the fraction passing the #40 (0.0425 mm) sieve. For Classes 3 through 8, the fraction passing the #40 (0.425 mm) sieve shall have a liquid limit not greater than 25.
- Page 363: In the second paragraph of Subsection 502.02, the reference to ASTM 775 should be replaced by “ASTM A 775”.
- Page 636: In the second paragraph of Subsection 730.02, the references to AASHTO M 183 should be replaced with ASTM A36.
- Page 637: The last sentence of the second paragraph of Subsection 730.03 should read: All bolts, nuts, and washers shall be galvanized according to AASHTO M 232 or ASTM B 695, Class 40 or 50.
- Page 767: In the fourth paragraph of Subsection 807.06(a), the reference to ASTM B595 should be replaced by “ASTM B695”.
- Page 841: Subsection 817.04(a) should read: The treatment of lumber and timber shall meet the applicable requirements of the current edition of the AWWA, Standards U1, Commodity Specification E, Use Category UC4C.

ARKANSAS DEPARTMENT OF TRANSPORTATION**SPECIAL PROVISION****JOB NO. 020853****VENDOR REGISTRATION REQUIREMENT**

To ensure proper information is on file for all contractors on ARDOT construction projects, prime contractors and subcontractors shall submit vendor registration information using the ARDOT Vendor Registration Form.

The ARDOT Vendor Registration Form is a Microsoft Form developed to allow the Department to collect vendor information electronically and transmit that information into the Department's construction management system (CMS).

The form may be used both for initial registration and for submission of updated vendor information when changes are needed, such as updated contact information.

Contractors may complete the ARDOT Vendor Registration Form at any time to be included in the construction management system as a Vendor. The form allows contractors to indicate if they wish to be considered for Prequalification or for DBE Certification. The form will not complete the Prequalification or DBE Certification process but will instead initiate the process with the proper Divisions in ARDOT. All bidders must submit this form prior to bidding on any Proposal to ensure ARDOT data is correct and complete. Any contractors who will be added as Subcontractors on the Contract shall complete the ARDOT Vendor Registration Form prior to submitting the actual subcontract.

Vendors shall ensure that all information submitted through the ARDOT Vendor Registration Form is complete and accurate. The Department may require correction or resubmission of incomplete or inaccurate information before the registration is considered acceptable.

No direct payment will be made for furnishing and submitting vendor registration information. All costs associated with complying with this Special Provision shall be considered incidental to the contract.

The ARDOT Vendor Registration Form is available at the following link:

<https://forms.office.com/Pages/ResponsePage.aspx?id=k42YmO7x6EGK6v9zsAW4fbNdDoviCDRLsOknaQRB5A9UME5XOVc0T1pKMU84VFQwMUy5Nk5NQTY0MCQIQCN0PWcu>

ARKANSAS DEPARTMENT OF TRANSPORTATION

SPECIAL PROVISION

JOB NO. 020853

BIDDING REQUIREMENTS AND CONDITIONS

Section 102 of the Standard Specifications for Highway Construction, Edition of 2014, is hereby amended as follows:

The fourth sentence of the second paragraph of **Subsection 102.01** is hereby deleted, and the following substituted therefore:

Prospective bidders may file a questionnaire at any time; however, prospective bidders will not be given authorization to submit a proposal unless a rating has been extended based on an acceptable questionnaire.

The following paragraph has been added to **Subsection 102.01**.

A contractor with common officers/owners/partners of any firm, partnerships, joint ventures, or corporations that is seeking prequalification, has been prequalified, or has entered into a previous or current contract with the Commission may have the prequalification denied, limited, or revoked for the reasons listed in Subsection 102.04(a)-(m).

The last paragraph of **Subsection 102.01** is hereby deleted.

The second sentence of **Subsection 102.02** is hereby deleted, and the following substituted therefore:

The Notice to Contractors will contain a description of the proposed work, and information regarding access to proposal documents, plans, specifications, and the amount and nature of the proposal guaranty.

Subsection 102.03 is hereby deleted, renamed **Contents of Proposal Documents**, and the following substituted therefore:

The proposal documents will state the location and description of the contemplated construction and will show the estimate of the various quantities and kinds of work to be performed or materials to be furnished, and will have a schedule of items. The proposal documents will state the time in which the work must be completed, the amount of the proposal guaranty, and the date and time of the letting of work. The documents will also include any special provisions or requirements that vary from or are not contained in the standard specifications.

All forms included in the proposal documents are considered a part thereof. The plans, specifications, and other documents designated in the proposal documents will be considered a part of the proposal whether included or not.

ARKANSAS DEPARTMENT OF TRANSPORTATION

SPECIAL PROVISION

JOB NO. 020853

BIDDING REQUIREMENTS AND CONDITIONS

The first through fourth paragraphs of **Subsection 102.04** are hereby deleted, and the following substituted therefore:

To become an eligible bidder, prospective bidders must be registered to bid in Arkansas with Bid Express. Prospective bidders must also contact the Program Management Division at (501) 569-2261 during regular business hours between the date the project is advertised and 4:30 p.m. on the day prior to the scheduled bid opening to request to become eligible to bid specific projects. Only prequalified contractors or their authorized representative may request to become an eligible bidder.

If the prospective bidder's prequalification rating is not "unlimited", the bidder shall file a certification with the Department citing all contracts in force and the unfinished value of such work. A prospective bidder will not be allowed to submit a proposal until a certification for the current bidding period is on file and the amount of work the contractor may be allowed to undertake is determined. The contractor's prequalification rating, less the unfinished value of all contracts in force, will determine the amount of additional work that the contractor may be allowed to undertake. A contractor will not be allowed to submit a proposal on an individual project for which the estimated cost is more than the amount that the contractor may be allowed to undertake, but the contractor will be allowed to submit a proposal on more than one project, providing that the estimated cost of each project is not more than the amount that the contractor may be allowed to undertake. In the event a contractor submits a low bid on more than one project and the aggregate amount is greater than the amount the contractor may be allowed to undertake, the Commission will exercise its discretion in the award of a particular project or projects.

A charge will be assessed for authorization to submit a proposal, paper copies of the proposal documents, and plans issued. These services are provided during regular business hours until 4:30 p.m. on the day prior to the scheduled bid opening at the Arkansas Department of Transportation, 10324 Interstate 30, Little Rock, Arkansas 72209, (501) 569-2261. Payment shall be made at the time services are provided or upon receipt of statement therefore. No refund will be allowed for bids not submitted or for plans or proposal documents returned.

The second sentence of the first paragraph of **Subsection 102.06** is hereby deleted, and the following substituted therefore:

The bidder is expected to examine carefully the site of the proposed work, the proposal documents, plans, specifications, supplemental specifications, and special provisions before submitting a proposal.

ARKANSAS DEPARTMENT OF TRANSPORTATION

SPECIAL PROVISION

JOB NO. 020853

BIDDING REQUIREMENTS AND CONDITIONS

The first paragraph of **Subsection 102.07** is hereby deleted, and the following substituted therefore:

The proposal shall only be submitted through the internet bidding service, Bid Express. The bidder shall specify a unit price in figures for each pay item for which a quantity is given. A unit price of "zero" (\$0.00) is a valid price and will be considered. A blank unit price is not considered valid. The unit bid price should not be carried beyond 1 cent (\$0.01). Any figures on the unit bid price beyond 1 cent will be dropped.

The second and third paragraphs of **Subsection 102.07** are hereby deleted.

The fifth paragraph of **Subsection 102.07** is hereby deleted, and the following substituted therefore:

The bidder's proposal must be submitted with a digital signature containing the name of the individual, one or more members of the partnership, one or more members or officers of each firm representing a joint venture, or one or more officers of a corporation, or by an agent of the Contractor legally qualified and acceptable to the Department.

The sixth paragraph of **Subsection 102.07** is hereby deleted, and the following substituted therefore:

If the proposal is submitted with a digital signature of any person who is not listed in the bidder's Prequalification Questionnaire (Questionnaire Form) as the individual, as a partner of a partnership, or as an officer of a corporation, authorization for such submittal should be on file with the Department prior to the download of bids. This authorization shall be made before the downloading of bids and be in the form of a Power of Attorney duly executed and signed by an official with power to constitute such authority.

The last sentence of the seventh paragraph of **Subsection 102.07** is hereby deleted, and the following substituted therefore:

Those items of Asphalt Binder that are subject to a minimum bid price will bear the note "(Minimum bid price is \$120.00 per ton)" within the Schedule of Items of the proposal documents.

The first sentence of the ninth paragraph of **Subsection 102.07** is hereby deleted, and the following substituted therefore:

The proposal documents for all federal aid projects will contain a bidders list.

The last sentence of the ninth paragraph of **Subsection 102.07** is hereby deleted, and the following substituted therefore:

The information provided will not be used for contract awarding purposes but must be provided before the Contractor will be given authorization to submit proposals for future lettings.

ARKANSAS DEPARTMENT OF TRANSPORTATION

SPECIAL PROVISION

JOB NO. 020853

BIDDING REQUIREMENTS AND CONDITIONS

Subsection 102.08 Irregular Proposals is hereby deleted, and the following substituted therefore:

- (a) Proposals will be considered irregular and will be rejected for the following reasons:
- (1) If the proposal does not contain a unit price for each pay item listed except in the case of authorized alternate pay items.
 - (2) If the proposal is not digitally signed by an authorized representative of the firm.
 - (3) If the proposal is not accompanied by the proper proposal guaranty.
 - (4) If a proposal is received from an individual, firm, partnership, or corporation with an interest, as principal, in another proposal for the same project.
 - (5) If the proposal is not accompanied by the Certification to Submit DBE Participation.
- (b) Proposals will be considered irregular and may be rejected for the following reasons:
- (1) If the proposal is not accompanied by a bid schedule and bid schedule narrative as required in the proposal documents.
 - (2) Unbalanced proposals in which the prices for some items are out of proportion to the reasonable costs representative of those items.
 - (3) If there are irregularities of any kind that may tend to make the proposal incomplete, indefinite, or ambiguous as to its meaning.

The first sentence of **Subsection 102.09** is hereby deleted and the following substituted therefore:

No proposal will be considered by the Commission unless a guaranty in the form of a bank draft, certified check, or cashier's check drawn on a solvent bank or trust company, or a bidder's paper bond executed by an approved surety company has been received by the Program Management Division prior to the download of bids.

The following paragraph is hereby added after the first paragraph of **Subsection 102.09**:

Electronic bid bonds are allowed. The prospective bidder should verify their bid bond in their proposal prior to submission.

Subsection 102.10 is hereby deleted and the following substituted therefore:

The proposal shall only be submitted through the internet bidding service, Bid Express.

ARKANSAS DEPARTMENT OF TRANSPORTATION

SPECIAL PROVISION

JOB NO. 020853

BIDDING REQUIREMENTS AND CONDITIONS

Subsection 102.11 is hereby deleted, and the following substituted therefore:

A bidder may withdraw or modify a proposal after it has been submitted to Bid Express, up to the time set for the deadline for proposals to be received. A proposal may also be withdrawn if the Commission fails to make an award within 40 calendar days after the date of downloading.

Subsection 102.12 is hereby deleted, renamed **Downloading of Proposals**, and the following substituted therefore:

Proposals will be downloaded and then posted on the Department's website at the time and place indicated in the Notice to Contractors.

The last sentence of **Subsection 102.15** is hereby deleted, and the following substituted therefore:

In any case, the prospective bidders will be contacted prior to the download of bids.

ARKANSAS DEPARTMENT OF TRANSPORTATION

SPECIAL PROVISION

JOB NO. 020853

MANDATORY ELECTRONIC CONTRACT

Paper Contract Documents and Forms will not be accepted.

The Department will only accept and execute an electronic contract for this project through Doc Express, a paperless contracting system. Prospective bidders will need to contact Doc Express to set up an account prior to the bid opening date. The toll-free phone number for Doc Express is 1-888-352-2439 and their website address is www.docexpress.com.

Section 103 of the Standard Specifications for Highway Construction, Edition of 2014, is hereby amended as follows.

The first sentence of **Subsection 103.06(a)** is hereby deleted, and the following substituted therefore:

The Contract shall be electronically signed by the successful bidder and electronically submitted to the Program Management Division, Construction Contract Procurement Section, together with the required bonds and proof of liability insurance, within 10 business days after the notice of award has been issued.

Subsection 103.08(d)(3)d. is hereby deleted, and the following substituted therefore:

Documentation of the bidder's commitment to use a DBE subcontractor whose participation it submits to meet a contract goal; and

Subsection 103.08(d)(3)e. is hereby deleted, and the following substituted therefore:

Document confirmation from the DBE that it is participating in the contract as provided in the Contractor's commitment.

Subsection 103.08(d)(5) is hereby deleted, and the following substituted therefore:

The preceding information shall be submitted directly to the Arkansas Department of Transportation, Program Management Division, via Doc Express.

ARKANSAS DEPARTMENT OF TRANSPORTATION

SPECIAL PROVISION

JOB NO. 020853

MANDATORY ELECTRONIC DOCUMENT SUBMITTAL

Paper Document Submittals will not be accepted.

The Department will only accept electronically-submitted documents for consideration on this project. All correspondence and submittals to the Department shall be submitted through Doc Express, a paperless contracting system. When signed originals are required, the original shall be the document uploaded to Doc Express and the signature shall be the electronic signature applied through Doc Express. The Contractor shall use the same organizational account for project documentation as used to fulfill the requirements of the Mandatory Electronic Contract Special Provision. The toll-free phone number for Doc Express is 1-888-352-2439 and their website address is www.docexpress.com.

Any reference in the Standard Specifications to document submittal in writing or by U.S. Mail, facsimile, or in person is hereby amended to require that such documents be submitted using Doc Express with the following exceptions:

- Material delivery tickets which are used for payment or for field verification shall be submitted on paper as required by the Standard Specifications for Highway Construction, Edition of 2014.
- Any document with specific submittal requirements in state and/or federal law or federal regulations that conflict with the requirements of this Special Provision shall be submitted in accordance with such state and/or federal law or federal regulations.

A user guide is available on the Department's web page to assist Contractors with the use of Doc Express. The "Contractor Guide to Using Doc Express" is available on the Department's web page at <https://ardot.gov/divisions/construction/doc-express/>.

The Contractor may provide access for subcontractors to view and submit items in Doc Express by following the instructions provided in the "Contractor Guide to Using Doc Express". Once an organizational account is activated and the Contractor provides access to the contract, a subcontractor may submit documents to the Contractor in Doc Express by uploading the electronic documents as directed in the User Guide. Any documents uploaded by the subcontractor must be then retrieved and published by the Contractor within Doc Express for further action by the Engineer. The Engineer will not review or take any actions on any documents submitted by the subcontractor until the document has been appropriately submitted by the Contractor.

Any submittals, documents, subcontracts, proposals, working drawings, or any other items submitted by the Contractor within Doc Express are not considered approved by the Engineer until written notification of the approval is published by the Engineer in the "CON-Correspondence-From Department to Contractor" drawer in Doc Express. Any action taken by the Contractor prior to this notification is taken at the Contractor's own risk.

The Department's System Administration team has no authority to take action on any documents submitted to the system. Access for this team is for management of the application only. Knowledge of any document submitted is not imputed to the Department by the knowledge of Systems Administration.

The requirements of this Special Provision shall supersede the requirements of all other Special Provisions unless such Special Provision includes a stated exception to this Special Provision.

ARKANSAS DEPARTMENT OF TRANSPORTATION**SPECIAL PROVISION****JOB NO. 020853****LIQUIDATED DAMAGES PROCEDURE FOR BID LETTINGS**

Department Standard Specification **Section 102.04** and **Supplemental Specification 102-2** state that the Department reserves the right to refuse to issue, accept, or consider a proposal:

“If the prospective bidder is the Contractor on a current Contract with the Commission on which Liquidated Damages are being assessed, and there are no pending time extensions warranted to remove the project from Liquidated Damages.”

If the prospective bidder goes into liquidated damages on a current Contract with the Commission during the advertisement period for a letting, the Contractor will be notified seven business days prior to the letting that they will not be allowed to bid in the upcoming letting. This notification will be officially transmitted through Doc Express for the project in liquidated damages and via email.

Upon notification that they will not be allowed to bid in the upcoming letting, the Contractor will be provided an opportunity to request a reconsideration of this decision. This request must be transmitted in the form of a letter through Doc Express and via email to the Department for review within two (2) business days of receipt. The Department will review the reconsideration request and render a decision no later than the Friday prior to the letting.

Please note, a bid may be withdrawn at any time prior to the time specified for the bid letting. If a Contractor has been notified that they will not be allowed to bid, and they do not withdraw their bid, the bid will be considered invalid and rejected.

ARKANSAS DEPARTMENT OF TRANSPORTATION
SPECIAL PROVISION
JOB NO. 020853
ELECTRONIC TICKETING SYSTEMS (E-TICKETING)

Division 100 of the Standard Specifications for Highway Construction, Edition of 2014, is hereby amended as follows:

The following is added as **Subsection 109.01(m)**:

(m) Electronic Ticketing System. The Department has contracted with an Electronic Ticket Delivery System (E-Ticketing) application known as HaulHub for use by ARDOT personnel on projects. A Contractor/Supplier Portal is also available for use by the Contractor or Supplier, if desired. This portal is included at no cost to the Contractor or Supplier. HaulHub has provided a web page detailing how the software works and how to get started here: <https://www.haulhub.com/agency/arkansas>. Upon request of the Contractor, HaulHub may be used in lieu of paper tickets, subject to the requirements outlined herein. The Contractor must notify the Resident Engineer and email sitemanager@ardot.gov to activate the E-Ticketing application.

The Contractor shall coordinate with HaulHub (and if applicable, the ACHM Supplier) to facilitate integration of HaulHub to the electronic ticket data. HaulHub can accommodate most configurations of systems, including API connections to data and direct database connections, among others. The connection with HaulHub will be a Read-Only connection, allowing the application to receive load information only. HaulHub can also work with other E-Ticketing vendors to share data, if that approach is needed/preferred.

The Contractor shall comply with all applicable laws and regulations pertaining to bills of lading and ensuring the trucks have proper documentation onboard during transport, but paper tickets will not typically be collected by Department personnel. At project locations where mobile devices cannot achieve consistent connectivity, alternative means of material ticket collection may be necessary at the discretion of the Engineer. Alternative methods may include software offline modes (handled by HaulHub) or hardcopy paper ticketing.

No additional compensation will be made for the use of HaulHub on this project. There should also be no direct cost to the Contractor or Supplier in most cases.

ARKANSAS DEPARTMENT OF TRANSPORTATION
SPECIAL PROVISION
JOB NO. 020853
DESIGN AND QUALITY CONTROL OF ASPHALT MIXTURES

Division 400 of the Standard Specifications for Highway Construction, Edition of 2014, is hereby amended as follows:

The eighth and tenth bullet within the first paragraph of **Subsection 404.01, Design of Asphalt Mixtures. (a) General** is hereby deleted and the following added:

- A one-gallon sample of performance grade asphalt binder to be used in all Section 405 Asphalt Concrete Hot Mix Base Course and Section 406 Asphalt Concrete Hot Mix Binder Course mix designs.
- Five blended aggregate samples for all Section 405 Asphalt Concrete Hot Mix Base Course and Section 406 Asphalt Concrete Hot Mix Binder Course mix designs.
- A two-gallon sample of performance grade asphalt binder to be used in all Section 407 Asphalt Concrete Hot Mix Surface Course mix designs.
- Ten blended aggregate samples for all Section 407 Asphalt Concrete Hot Mix Surface Course mix designs.

The last sentence of the last paragraph of **Subsection 404.01 Design of Asphalt Mixtures. (a) General** is hereby deleted and the following substituted therefor:

At least fifteen (15) business days shall be allowed for the review of the mix design.

ARKANSAS DEPARTMENT OF TRANSPORTATION
SPECIAL PROVISION
JOB NO. 020853

SUBMISSION OF ASPHALT CONCRETE HOT MIX ACCEPTANCE TEST RESULTS

Division 106 of the Standard Specifications for Highway Construction, Edition of 2014, is hereby amended as follows:

The following is hereby added to **Subsection 106.04, Acceptance of Materials**:

All ACHM Contractor Acceptance Tests shall be signed by the technician and submitted electronically through Doc Express in pdf format, and a signed paper copy be given to the ARDOT plant inspector after the completion of each subplot.

The ACHM Microsoft Excel Spreadsheet for Contractors/Suppliers is the required form for documentation and can be downloaded from the following website:

<https://ardot.gov/divisions/construction/construction-information/for-use-on-feb-2024-letting-and-later-achm-spreadsheet/>

To download this file, follow the instructions on the page linked above. Use of this file requires Microsoft Excel.

Any questions or issues arising from the use of this file should be referred to the Resident Engineer.

ARKANSAS DEPARTMENT OF TRANSPORTATION

SPECIAL PROVISION

JOB NO. 020853

PRICE ADJUSTMENT FOR ASPHALT BINDER

A price adjustment clause is included in this Contract to provide additional compensation to the Contractor or a credit to the Department for fluctuations in asphalt binder prices. This price adjustment is dependent upon a change in the average price of asphalt binder which results in an increase or decrease in the price of products utilized on this project.

Payment. Payment will be made to the Contractor for monthly fluctuation in the price of asphalt binder used in performing the applicable items of Asphalt Concrete Hot Mix and Ultrathin Bonded Wearing Course work as listed in the table below when the asphalt binder price fluctuates from the base price defined below. Payment may be positive, negative, or nonexistent depending on the circumstances. Payments or deductions for the asphalt binder price adjustment will be included in the Contractors current estimates, and the payment or deduction authorized for each estimate will be based upon the quantities for applicable items of work.

The Asphalt Binder Price Adjustment will be a dollar amount paid as compensation to the Contractor, or as a credit to the Department as reflected on the Current (or Final) Estimate Summary Report as Payment Adjustments.

Asphalt Binder Price Adjustment (ABPA). The Asphalt Binder Price Adjustment (ABPA) for the current estimate will be computed according to the following formula:

$$ABPA = Q \times D \times (IQP / 100)$$

Where

- ABPA = Asphalt binder price adjustment, in dollars;
- Q = Quantities paid for the applicable items on the current estimate; tons of mix for ACHM items or square yards for Ultrathin Bonded Wearing Course
- D = Allowable price differential, in dollars;
- IQP = Item Quantity Percent, Quantity of Indexed Material per unit of the applicable item on the current estimate.

The above formula will be applied to each individual payment of the applicable item. When the Current (or Final) estimate is generated, the sum of these individual adjustments will be included as a Payment Adjustment.

Applicable Items of Work		
ITEM OF WORK	SPECIFICATION NUMBER	ITEM QUANTITY PERCENT
Asphalt Binder in ACHM Base Course	405	100
Asphalt Binder in ACHM Binder Course	406	100
Asphalt Binder in ACHM Surface Course	407	100
Ultrathin Bonded Wearing Course (Type B)	SP	5.5
Ultrathin Bonded Wearing Course (Type C)	SP	5.4

ARKANSAS DEPARTMENT OF TRANSPORTATION

SPECIAL PROVISION

JOB NO. 020853

PRICE ADJUSTMENT FOR ASPHALT BINDER

The terms of this Special Provision will apply only to the items listed in this Special Provision table above. No other items on the contract will be subject to the terms of this Special Provision.

The allowable price differential, "D", for the current estimate will be computed according to the following formula, using the appropriate binder grades:

$$D = P - P(b)$$

P, the asphalt binder current price in dollars per ton, is the Monthly Asphalt Binder Price Index for the month in which the payment entry is entered.

P(b), the asphalt binder base price in dollars per ton, is the Monthly Asphalt Binder Price Index for the month in which the bids for the work were received.

Asphalt Binder Index Determination.

PG64-22 Binders. The Monthly Asphalt Binder Price Index for PG64-22 binders will be determined by calculating the average for performance-graded binder using the Selling Price of PG 64-22 paving grade. The monthly asphalt binder price will be an average of five asphalt binder prices. The prices will be furnished by the four largest asphalt binder suppliers in the State of Arkansas as determined by the previous calendar year. For an asphalt supplier to be included in the asphalt binder price index they must supply at least ten percent of the asphalt binder in Arkansas. The final component in the asphalt binder price index will be the Asphalt Weekly Monitor® furnished by Poten & Partners, Inc. The issue of the Asphalt Weekly Monitor® used will be for the last full week in the previous month received by the Department prior to the first day of the index month. The four largest suppliers included in the asphalt binder price index shall furnish the Department with their average price on the Thursday before the Friday of the last full week of the month. If any supplier fails to submit a price by this deadline, that supplier's price will not be included in the asphalt binder price index for that month.

PG70-22 and PG76-22 Binders (including Asphalt Binder in Ultrathin Bonded Wearing Course). The monthly Asphalt Binder Price Index for PG70-22 and PG76-22 binders (including asphalt binder in Ultrathin Bonded Wearing Course) will be determined by the same method above, except that the price from the Asphalt Weekly Monitor® will not be used in the calculation of the monthly average binder price. The monthly asphalt binder price for PG70-22 and PG76-22 binders will be calculated using the average of the prices supplied by the four largest binder suppliers in the State for those grades.

Supplemental Items Subject to Adjustment. Items included in the contract that are listed in the table above are subject to adjustment in accordance with this provision, regardless of any amount of overrun to the plan quantity. Any new items of work added to the Contract by supplemental agreement that are listed in the table above will be subject to the asphalt binder price adjustments in accordance with this provision. The base asphalt binder price, P(b), for any newly added eligible items will be the same P(b) as the eligible items in the Contract, and the new unit price established by supplemental agreement will be determined accordingly.

06-03-2015
10-02-2015 Rev.,11-16-2017 Rev.,
12-06-2018 Rev.,02-25-2021 Rev.,
04-13-2022 Rev.,01-12-2023 Rev.,
02-29-2024 Rev.

Page 3 of 3

ARKANSAS DEPARTMENT OF TRANSPORTATION

SPECIAL PROVISION

JOB NO. 020853

PRICE ADJUSTMENT FOR ASPHALT BINDER

Viewing Asphalt Binder Price Index. Historical asphalt binder price index values will be available in the "Asphalt Binder Index Report" document located on the ARDOT website at <https://ardot.gov/divisions/construction/construction-information/> under Asphalt Binder Information.

ARKANSAS DEPARTMENT OF TRANSPORTATION

SPECIAL PROVISION

JOB NO. 020853

PRICE ADJUSTMENT FOR FUEL

A price adjustment clause is included in this Contract to provide additional compensation to the Contractor or a credit to the Department for fluctuations in diesel fuel prices. This price adjustment is dependent upon a change in the average price of fuel which results in an increase or decrease in the price of products utilized on this project. For the purposes of this specification, it is assumed that all fuel used is diesel fuel and that the fuel use factors shown in the table below cover all fuel used in delivery to the plant, production, hauling to the job site, placement, and finishing of the items of work shown.

Payment. Payment will be made to the Contractor for monthly fluctuation in the price of diesel fuel used in performing the applicable items as listed in the table below when the diesel fuel price fluctuates from the base price defined below. Payments may be positive, negative, or nonexistent depending on the circumstances. Payments or deductions for the fuel price adjustment will be included in the Contractor's current estimates, and the payment or deduction authorized for each estimate will be based upon the quantities for applicable items of work. Subcontracts should include the payment or deduction of fuel price adjustments on pay items listed in the table below when those items are included in a subcontract.

The Fuel Price Adjustment will be a dollar amount paid as compensation to the Contractor, or as a credit to the Department as reflected on the Current (or Final) Estimate Summary Report as Payment Adjustments.

Fuel Price Adjustment (FPA). The Fuel Price Adjustment (FPA) for the current estimate will be computed according to the following formula:

$$FPA = Q \times F \times D$$

Where

- FPA = Fuel price adjustment, in dollars;
- Q = Quantities paid for the applicable items on the current estimate,
- F = The Fuel Use Factor for the applicable items of work subject to this price adjustment, as listed in the table below,
- D = Allowable price differential, in dollars.

The above formula will be applied to each individual payment of the applicable item. When the Current (or Final) estimate is generated, the sum of these individual adjustments will be included as a Payment Adjustment.

ARKANSAS DEPARTMENT OF TRANSPORTATION

SPECIAL PROVISION

JOB NO. 020853

PRICE ADJUSTMENT FOR FUEL

Fuel Use Factors		
Item of Work	Specification Numbers	Fuel Use Factor Per Unit
Earthwork: (Unclassified Excavation, Compacted Embankment, Selected Material)	210,302	0.34 gal./C.Y.
Soil Stabilization	Special Provision	2.28 gal./ton
Shaping: (Shaping Roadway Section, Subgrade Preparation, Trenching and Shoulder Preparation, Scarifying and Recompacting Shoulders)	213,214,215,216	2.52 gal./Station
Base Course and Stone: (Stone Backfill, Aggregate Base Course, Soil Aggregate in Cement Treated Base Course, Aggregate in Cement Stabilized Crushed Stone Base Course, Mineral Aggregate in Asphalt Surface Treatment)	207,303,307,308,309,310,402	0.54 gal./ton
ACHM Paving: (ACHM Base Course, ACHM Binder Course, ACHM Surface Course, Open Graded Asphalt Base Course)	405,406,407,417	2.36 gal./ton
Ultrathin Bonded Wearing Course (All Types)	Special Provision	2.18 gal./ton
Milling: (Cold Milling Asphalt Pavement, Grinding Portland Cement Concrete Pavement)	412, 510	0.18 gal./S.Y.
PCC Paving: (Portland Cement Concrete Base, Open Graded Portland Cement Concrete Base, Portland Cement Concrete Pavement, High Early Strength Concrete Pavement, Continuously Reinforced Concrete Pavement, Portland Cement Concrete Driveway)	309, 310,501,503,505	0.44 gal./S.Y.
Structural Concrete (Approach Slabs, Approach Gutters, Class B Concrete-Bridge, Class S Concrete-Bridge, Class S(AE) Concrete-Bridge, Seal Concrete-Bridge, Class A Concrete-Roadway, Class S Concrete-Roadway)	504, 802	1.75 gal./C.Y.
Flatwork: (Concrete Ditch Paving, Concrete Islands, Concrete Walks, Wheelchair Ramps)	605,632,633,641	0.30 gal./S.Y.

ARKANSAS DEPARTMENT OF TRANSPORTATION

SPECIAL PROVISION

JOB NO. 020853

PRICE ADJUSTMENT FOR FUEL

When the units of measure in this contract for the items of work listed in the table do not correspond with the units shown in the table (i.e. Asphalt Concrete paid by the square yard, etc.), those items will not be subject to the terms of this special provision or any fuel price adjustment.

The allowable price differential, "D", for the current estimate will be computed according to the following formula:

$$D = P - P(b)$$

P, the current fuel price in dollars per gallon, is the Monthly Fuel Price Index for the month in which the payment entry is entered.

P(b), the fuel base price in dollars per gallon, is the Monthly Fuel Price Index for the month in which the bids for the work were received.

Fuel Price Index Determination. The Monthly Fuel Price Index will be determined by using the On-Highway retail price for No. 2 Diesel Fuel – ULS (Ultra Low Sulfur), as listed for the US Gulf Coast region on the U.S. Energy Information Administration's website. The value used will be that for either the closest Monday prior to the first calendar day of the index month or the first calendar day of the index month, if that is a Monday.

<https://www.eia.gov/opendata/qb.php?sdid=PET.EMD EPD2DXL0 PTE R30 DPG.W>

Supplemental Items Subject to Adjustment. Items included in the contract that are listed in the table above are subject to adjustment in accordance with this provision, regardless of any amount of overrun to the plan quantity. Any new items of work added to the Contract by supplemental agreement that are listed in the table above will be subject to the fuel price adjustments in accordance with this provision. The base fuel price, P(b), for any newly added eligible items will be the same P(b) as the eligible items in the Contract, and the new unit price established by supplemental agreement will be determined accordingly.

Viewing Fuel Price Index. Historical fuel price index values will be available in the "Asphalt Binder Index Report" document located on the ARDOT website under Fuel Price Information at <https://ardot.gov/divisions/construction/construction-information/>.

Opt Out Option. The Contractor, at its own discretion, can choose to opt out of the adjustments for fuel prices determined by this special provision. If the Contractor wishes to utilize this option, an authorized representative of the firm must sign the form on Page 4 of this special provision and submit it to the Department at PMD@ardot.gov prior to the time and date of the bid letting for this project. This representative must currently be listed with the Department as an officer approved to sign contracts in the firm's name.

ARKANSAS DEPARTMENT OF TRANSPORTATION

SPECIAL PROVISION

JOB NO. 020853

PRICE ADJUSTMENT FOR FUEL

OPT OUT OF PRICE ADJUSTMENTS TO FUEL

As an authorized representative of this company, I hereby choose the option to opt out of the price adjustments for fuel for all pay items allowable by this special provision for this contract. By signature of this form, my firm waives all payment adjustments for fuel indexing for the duration of this project and waives any subsequent appeals for additional compensation for fuel price fluctuations.

This action only applies to the construction contract for the job number listed in the header of this document.

Printed Name: _____ Title: _____

Signature: _____ Date: _____

Company Name: _____

NOTE: To opt out, this completed form must be submitted to the Department at PMD@ardot.gov prior to the time and date of the bid letting for this project.

ARKANSAS DEPARTMENT OF TRANSPORTATION

SPECIAL PROVISION

JOB NO. 020853

WARM MIX ASPHALT

DESCRIPTION: The Department will allow the use of Warm Mix Asphalt (WMA). All provisions for the production and placement of conventional HMA mixtures as stipulated in Section 410 Construction Requirements and Acceptance of Asphalt Concrete Plant Mix Courses of the Standard Specifications for Highway Construction, Edition 2014, are applicable except as noted below.

Section 410 Construction Requirements and Acceptance of Asphalt Concrete Plant Mix Courses of the Standard Specifications for Highway Construction, Edition of 2014, is hereby amended as follows:

Section 410.03: Replace the third sentence with “WMA production temperatures at the plant shall be according to the Contractor’s approved mix design but may be adjusted based on recommendations of the WMA additive/process manufacturer.”

Add the following paragraph: “Implementation of best management practices in the control of aggregate moisture content prior to introduction to the drying or mixing drum is highly recommended in order to achieve the maximum benefit of WMA technology.”

Section 410.07: Replace the last sentence of the first paragraph with “Spreading and finishing temperatures shall be according to the Contractor’s approved mix design, but in no case shall the WMA be placed at a temperature less than 220° F.”

ARKANSAS DEPARTMENT OF TRANSPORTATION

SPECIAL PROVISION

JOB NO. 020853

ROADWAY CONSTRUCTION CONTROL – PAVEMENT PRESERVATION

Section 635 Roadway Construction Control of the Standard Specifications for Highway Construction, Edition of 2014, is hereby deleted and the following is substituted therefore:

Section 635.01 Description. This item shall consist of furnishing and maintaining all lines, grades, and measurements necessary for the proper execution of the work under the pavement preservation project Contract, all according to the plan, special provisions, and specifications.

Section 635.02 Materials. The Contractor shall furnish all stakes, surveying equipment, and other devices necessary for establishing, setting, checking, marking, and maintaining points, lines, grades, layout, and stationing of the work called for on the plans and in the specification.

Section 635.03 Construction Requirements.

(a) Department Responsibilities.

The Department will be responsible for taking all measurements to establish both current estimate and final estimate pay quantities. When making these measurements, the Engineer may use any points, stakes, lines, or elevations that have been set by the Contractor.

Any information provided by the Department shall be verified by the Contractor before use, and the Contractor shall accept full responsibility for any costs incurred as a result of the use of such information. Any checking performed by the Department will not relieve the Contractor of the responsibility for the final results.

(b) Contractor Responsibilities. Roadway Construction Control shall include the use by the Contractor of the plans to perform required construction surveying and layout as outlined below.

(1) Projects without subgrade widening and/or profile grade line

The Contractor shall mark the stationing by setting a stake at least every 200 feet along the roadway. These stakes shall be placed and maintained on the shoulder or slope so that they will not interfere with the construction operations, but will be usable for determining locations along the roadway. In urban areas where staking is not feasible, markings shall be clearly established and maintained so as to be easily identifiable, but not in a manner that is destructive to adjacent structures and/or monuments. The Begin Job Log Mile as identified in the plans, shall be established as station 100+00.

The Contractor shall establish and maintain centerline throughout the project. On projects without a profile grade line, the existing cross slopes are considered acceptable. The contractor shall be responsible for maintaining existing cross slopes unless otherwise shown on the plans.

ARKANSAS DEPARTMENT OF TRANSPORTATION

SPECIAL PROVISION

JOB NO. 020853

ROADWAY CONSTRUCTION CONTROL – PAVEMENT PRESERVATION

(2) Projects with subgrade widening and/or profile grade line

In addition to the requirements in 635.03(b)(1) above, the Contractor shall be responsible for the following.

The Contractor shall profile the existing pavement at the centerline, lane lines, and edges of pavement for the length of the widening section plus 500 feet on each end. This profile data shall be furnished to the Department for the Department's use in the establishment of the finished grade line. This finished grade line will be furnished to the Contractor for use in computing and setting all grades required to construct the finished roadway section.

The Contractor shall not be responsible for grades beyond the edge of shoulder or correcting preexisting cross and superelevation slopes unless otherwise shown on the plans.

The Contractor shall make all necessary calculations, marking, and staking, including, but not limited to, centerline, offset, stationing, slopes, pavement lines, lane lines, grade, guardrail, and any other points or lines deemed necessary for proper control of the work.

The Contractor shall be responsible for joining the work to contiguous roadways and/or bridges in an acceptable manner. This shall include making minor adjustments to the plan grade and/or typical section as necessary to construct a smooth transition to match the existing roadway.

The Contractor shall provide sufficient qualified personnel to complete the work accurately. The supervision of the Contractor's surveying and layout personnel shall be the responsibility of the Contractor, and any errors resulting from the operations of such personnel shall be adjusted or corrected by the Contractor at no cost to the Department.

The Contractor shall be responsible for the accuracy and uniformity of the construction stakes, lines, grades, and layouts. Any errors in the work constructed due to errors in the Contractor's Roadway Construction Control shall be adjusted or corrected by the Contractor at no cost to the Department.

The Contractor shall remove all stakes upon the Engineer's determination that the project is substantial complete.

Section 635.04 Method of Measurement. Roadway Construction Control will be measured as a complete unit.

ARKANSAS DEPARTMENT OF TRANSPORTATION

SPECIAL PROVISION

JOB NO. 020853

ROADWAY CONSTRUCTION CONTROL – PAVEMENT PRESERVATION

Section 635.05 Basis of Payment. Work completed and accepted and measured as provided above will be paid for at the contract lump sum price bid for Roadway Construction Control, which price shall be full compensation for furnishing and maintaining all necessary lines, grades, and measurements; and for furnishing all engineering personnel, equipment, materials, tools, and incidentals necessary to complete the work.

No adjustments in the lump sum price bid will be made for Roadway Construction Control required due to normal increases or decreases in Contract quantities.

Payments for Roadway Construction Control will be made in proportion to the amount of work accomplished on the project. The amount may be adjusted by the Engineer for preliminary work as demonstrated by the Contractor.

No additional payment will be made for re-staking needed to maintain the control.

Payment will be made under:

Pay Item	Pay Unit
Roadway Construction Control	Lump Sum

ARKANSAS DEPARTMENT OF TRANSPORTATION

SPECIAL PROVISION

JOB NO. 020853

SHORING FOR CULVERTS

DESCRIPTION: Work under this item shall consist of the design, construction, and removal of a shoring or bracing system that may be required to retain the existing, temporary, or new roadway embankment and to maintain traffic during construction of culverts. The shoring system shall provide sufficient clearance for excavation and construction work and shall ensure the safety of the traveling public and workmen at all times.

WORK TO BE PERFORMED: Prior to construction of the shoring system, the Contractor shall submit the design and details of the system to the Engineer for informational and record purposes. Such submission shall include the design calculations, the kind and condition of materials to be used, working drawings showing all dimensions, and the procedure for installation of the system. The design and details submitted shall be prepared and/or approved by a Professional Engineer registered in Arkansas.

The Contractor shall be responsible for the adequacy of the temporary shoring during the entire period of construction. The Contractor shall be responsible for any and all damages and/or claims, including injury or death, arising out of the construction and use of temporary shoring.

The Contractor shall construct the shoring in accordance with the details submitted to the Engineer for informational purposes. Unless otherwise permitted by the Engineer, all components of the shoring system shall be removed upon completion of their use and shall remain the property of the Contractor.

PAYMENT: No direct payment will be made for work described in this special provision (which includes preparation of necessary design details and drawings, construction and removal of shoring, and for all materials, labor, tools, equipment, and incidentals necessary to complete the work) but shall be considered subsidiary to other pay items in the contract.

ARKANSAS DEPARTMENT OF TRANSPORTATION

SPECIAL PROVISION

JOB NO. 020853

PRIME CONTRACTOR PERFORMANCE EVALUATION

All projects with a contract bid amount of \$10 million or greater will be evaluated in accordance with the Prime Contractor Performance Report Manual (PCPRM) adopted by the Department on September 30, 2025.

The manual can be found here:

<https://ardot.gov/wp-content/uploads/Prime-Contractor-Performance-Report-Manual-Final-09-30-2025.pdf>

The Engineer will evaluate the contractor using the metrics and at intervals identified in the PCPRM. The evaluation ratings will be used to provide constructive feedback and as a tool to identify areas for improvement. The contractor shall be given opportunity to review and comment on the evaluation as well as the opportunity to appeal the Engineer's rating.

No direct payment will be made for inclusion of the PCPRM in the contract.

ARKANSAS DEPARTMENT OF TRANSPORTATION
SPECIAL PROVISION
LIQUIDATED DAMAGES

As specified in the Contract, liquidated damages for this project will be as shown in the following table:

WORKING DAY PROJECTS

ORIGINAL CONTRACT AMOUNT		
FROM MORE THAN	TO AND INCLUDING	RATE
\$ 0	\$ 100,000	\$ 140
100,000	500,000	400
500,000	1,000,000	660
1,000,000	2,000,000	800
2,000,000	5,000,000	1,380
5,000,000	10,000,000	1,800
10,000,000	15,000,000	2,620
15,000,000	20,000,000	2,720
20,000,000	30,000,000	2,940
30,000,000	-----	3,500

FIXED DATE PROJECTS

ORIGINAL CONTRACT AMOUNT		
FROM MORE THAN	TO AND INCLUDING	RATE
\$ 0	\$ 100,000	\$ 60
100,000	500,000	80
500,000	1,000,000	220
1,000,000	2,000,000	300
2,000,000	5,000,000	420
5,000,000	10,000,000	1,000
10,000,000	15,000,000	1,200
15,000,000	20,000,000	1,300
20,000,000	30,000,000	1,400
30,000,000	-----	1,520

ARKANSAS DEPARTMENT OF TRANSPORTATION

SUPPLEMENTAL SPECIFICATION

CONTRACTOR'S LICENSE

Section 102 of the Standard Specifications for Highway Construction, Edition of 2014, is hereby amended as follows:

The third paragraph of **Subsection 102.01, Prequalification of Bidders**, is hereby deleted and the following substituted thereof:

The attention of prospective bidders is directed to Ark. Code Ann. §17-25-101 et seq., Act 150 of the 1965 Acts of Arkansas, being an "Act Regulating the Practice of Contracting in the State of Arkansas", and any subsequent amendments made thereto. When the work offered is financed in whole with State funds and is estimated to cost \$50,000 or more, the prospective bidder must show evidence of its license and evidence of registration or license of its subcontractors with the Contractors Licensing Board for the State of Arkansas before being furnished with a proposal form.

The third paragraph of **Subsection 108.01, Subletting of Contract**, is hereby deleted and the following substituted thereof:

It shall be the responsibility of the Contractor to determine that all parties performing work amounting to \$50,000 or more are currently licensed or registered by the Contractors Licensing Board for the State of Arkansas.

ARKANSAS DEPARTMENT OF TRANSPORTATION
SUPPLEMENTAL SPECIFICATION
DEPARTMENT NAME CHANGE

All references to the Arkansas State Highway and Transportation Department contained within the Standard Specifications for Highway Construction (Edition of 2014), the Qualified Products List, the Manual of Field Sampling and Testing Procedures, plan sheets, Supplemental Specifications, and all Special Provisions contained in this proposal are hereby deleted and replaced with the title of Arkansas Department of Transportation.

All references to AHTD contained within the Standard Specifications for Highway Construction (Edition of 2014), the Qualified Products List, the Manual of Field Sampling and Testing Procedures, plan sheets, Supplemental Specifications, and all Special Provisions contained in this proposal are hereby deleted and replaced with the abbreviation ARDOT.

All references to the Arkansas State Highway Commission contained within the Standard Specifications for Highway Construction (Edition of 2014), the Qualified Products List, the Manual of Field Sampling and Testing Procedures, the Standard Drawings, plan sheets, Supplemental Specifications, and all Special Provisions contained in this proposal remain in effect.

ARKANSAS DEPARTMENT OF TRANSPORTATION
SUPPLEMENTAL SPECIFICATION
ISSUANCE OF PROPOSALS

Section 102 of the Standard Specifications for Highway Construction, Edition of 2014, is hereby amended as follows:

Subsection 102.04(j) is hereby deleted and the following is substituted therefore:

(j) If the prospective bidder is the Contractor on a current Contract with the Commission on which Liquidated Damages are being assessed, and there are no pending time extensions warranted to remove the project from Liquidated Damages.

Subsection 102.04(k) is hereby deleted and the following is substituted therefore:

(k) If the prospective bidder has a current Contract in default.

Subsection 102.04(n) is hereby added:

(n) If the prospective bidder has an individual, as an officer/owner/partner of any firm, partnerships or corporation, that has entered into a previous or current contract with the Commission that in the Department's sole discretion, is subject to any of the reasons listed in Subsection 102.04(a)-(m).

**ARKANSAS DEPARTMENT OF TRANSPORTATION
SUPPLEMENTAL SPECIFICATION
PREQUALIFICATION OF BIDDERS**

Section 102 of the Standard Specifications for Highway Construction, Edition of 2014, is hereby amended as follows:

The following paragraph has been added to **Subsection 102.01**:

A contractor with common officers/owners/partners of any firm, partnerships, joint ventures, or corporations that is seeking prequalification, has been prequalified, or has entered into a previous or current contract with the Commission may have the prequalification denied, limited, or revoked for the reasons listed in Subsection 102.04(a)-(m).

ARKANSAS DEPARTMENT OF TRANSPORTATION

SUPPLEMENTAL SPECIFICATION

CONTACT INFORMATION FOR MOTORIST DAMAGE CLAIMS

Section 103, AWARD AND EXECUTION OF CONTRACT, of the Standard Specifications for Highway Construction, Edition of 2014, is hereby amended as follows:

The following is added as the fourth paragraph of **Subsection 103.05(b), Liability Insurance**:

Prior to beginning construction, the Contractor shall provide the Engineer with the name, phone number and e-mail address for the individual within their organization responsible for submission of claims for damages to motorists' vehicles inside the work zones. This information shall be updated annually or whenever this responsibility changes within the Contractor's organization. The information will be made available to the public on the Department's webpage.

ARKANSAS DEPARTMENT OF TRANSPORTATION
SUPPLEMENTAL SPECIFICATION
MAINTENANCE DURING CONSTRUCTION

Division 100 of the Standard Specifications for Highway Construction, Edition of 2014, is hereby amended as follows:

Subsection 105.15 is hereby modified as follows:

The first paragraph of **Subsection 105.15** is hereby deleted and the following substituted therefor:

105.15 Maintenance During Construction. The Contractor shall maintain the work during construction and until the project is accepted. For contracts containing a Flexible Beginning of Work special provision, the responsibility for maintenance by the Contractor will begin at the earlier date of the following:

- when the Contractor begins work, or
- on the date of the beginning of time charges in accordance with the Work Order if the Contractor has not commenced work.

This maintenance shall constitute continuous and effective work prosecuted day by day, with adequate equipment and forces, to the end that the roadway or structures are kept in satisfactory condition at all times.

ARKANSAS DEPARTMENT OF TRANSPORTATION
SUPPLEMENTAL SPECIFICATION
RESTRAINING CONDITIONS

Section 107 of the Standard Specifications for Highway Construction, Edition of 2014, is hereby amended as follows:

The following is hereby added after the first bullet of the first paragraph of **Subsection 107.10 Restraining Conditions (a), General**:

- Human remains, burials, and/or associated burial artifacts

The following is hereby added after the second paragraph of **Subsection 107.10 (b), Restraining Conditions Within the Right-of-Way**:

When restraining conditions under (1) and (2) below are encountered, the following provisions should be executed.

(1) If archeological sites and/or historically significant cultural resources are unexpectedly impacted or subsequently discovered during construction, the Contractor shall stop work with no ground-disturbing activities occurring within a two hundred (200)-foot radius of the location of the discovery. The Engineer shall be notified immediately, who will then notify the Environmental Division. A Department staff archeologist will inspect the discovery and determine if the established buffer radius is appropriate. The radius may be decreased or increased based on the nature of the discovery at the discretion of the archeologist. Work in the buffer radius shall not resume until the Environmental Division has provided written notification to the Engineer that construction activities can proceed.

(2) If human remains, burials, and/or associated burial artifacts are encountered during construction, the Contractor shall stop work with no ground-disturbing activities occurring within a two hundred (200)-foot radius of the location of the discovery and the location secured and protected by flagging or fencing. The human remains shall be covered with a canvas tarp and shall not be removed or collected. The Engineer shall be notified immediately, who then will notify the Environmental Division. A Department staff archeologist will inspect the remains and determine if the established buffer is appropriate. The radius may be decreased or increased based on the nature of the discovery at the discretion of the archeologist. The local law enforcement and Chief Medical Examiner will be notified by the Environmental Division. Work in the buffer radius shall not resume until the Environmental Division has provided written notification to the Engineer that construction activities can proceed.

ARKANSAS DEPARTMENT OF TRANSPORTATION
SUPPLEMENTAL SPECIFICATION
RESTRAINING CONDITIONS

The following is hereby added after the third sentence of the first paragraph of **Subsection 107.10 (c), Restraining Conditions Outside the Right-of-Way, (2) Non-commercially Operated Site:**

The Contractor shall limit the amount of acres submitted for an off-site location to no more than 10 acres, except for commercial areas, previously approved locations, or where previous ground disturbance exists. If a Contractor requires more than 10 acres for a proposed off-site location, the Contractor may, at no cost to the Department, acquire approval for use of the site from the State Historic Preservation Officer and a qualified archeological consultant.

ARKANSAS DEPARTMENT OF TRANSPORTATION
SUPPLEMENTAL SPECIFICATION
WORK ALLOWED PRIOR TO ISSUANCE OF WORK ORDER

Section 108 of the Standard Specifications for Highway Construction, Edition of 2014, is hereby amended as follows:

Subsection 108.02(b)(2) is hereby deleted and the following is substituted therefore:

(2) The delivery to the Department for execution of the Contract and bonds properly executed on behalf of the Contractor and surety and the minimum 72 hours advance notice as required above shall constitute the Contractor's authority to begin the following items of work:

- Mobilization;
- Preparation of shop drawings and other required submissions;
- Ordering, fabrication, assembly, and/or stockpiling of materials;
- Driving Test Piling; and
- Contract surveying, when Roadway and/or Bridge Construction Control is included in the Contract.
- Erection of advance warning signs.
- Installation of netting on structures to prevent nesting of migratory birds in accordance with applicable Special Provisions (if included in the Contract).
- Set up, installation, and testing of Automated Work Zone Information Systems (if included in the Contract).
- Off-site area approval process per Section 107.10(c).

Such advance work shall be subject to the Contractor's assumption of the risk of cancellation of the award and the following:

- The Contractor shall, on commencing such operations, take all precautions required for public safety and shall observe all the provisions in the Contract;
- In the event of cancellation of the award, the Contractor shall at Contractor expense do such work as necessary to leave the site in a neat condition to the satisfaction of the Engineer;
- In the event of cancellation of the award, all work performed shall be deemed to be at the Contractor's expense; and
- All work done under this subsection in accordance with the Contract before its execution by the Commission will, when the Contract is executed, be considered authorized work and will be paid for as provided in the Contract.

Unless otherwise notified in writing, no time will be assessed for work performed prior to the effective date of a Work Order.

No payments will be made prior to the date established by the Engineer under Subsection 109.07, which date will be after the effective date of a Work Order.

The Contractor shall not be entitled to any additional compensation or an extension of time for any delay, hindrance, or interference caused by or attributable to commencement of work before the effective date of a Work Order.

ARKANSAS DEPARTMENT OF TRANSPORTATION

SUPPLEMENTAL SPECIFICATION

WORK ORDER FOR FIXED COMPLETION DATE CONTRACTS

Section 108, Prosecution and Progress, of the Standard Specifications for Highway Construction, Edition of 2014, is hereby amended as follows:

Subsection 108.02(b)(4) a. is hereby deleted, and the following is substituted therefor:

a. Fixed Completion Date Contract. Unless the Contractor is otherwise advised in writing, the Work Order for a fixed completion date contract shall become effective on the second business day following the execution of the Contract by the Department. (Example: If the contract is executed on Wednesday, March 1, the Work Order will be effective on Friday, March 3.) Should the effective date fall on Saturday, Sunday, legal holiday designated in Subsection 101.01(c), Monday following a holiday on Sunday, or Friday preceding a holiday on Saturday, the effective date shall still be on the second business day. The written Work Order from the Engineer will follow with the effective date being as specified.

ARKANSAS DEPARTMENT OF TRANSPORTATION
SUPPLEMENTAL SPECIFICATION
AGGREGATE BASE COURSE

Section 303 of the Standard Specifications for Highway Construction, Edition 2014, is hereby amended as follows:

The second paragraph of **Subsection 303.02, Materials** is hereby deleted and the following substituted therefor:

The Contractor shall have the option of using any higher numbered class Aggregate Base Course than that specified, provided that payment will be for the class specified. Acceptance criteria shall be for the class specified. Different classes of Aggregate Base Course shall not be mixed in the same location.

ARKANSAS DEPARTMENT OF TRANSPORTATION
SUPPLEMENTAL SPECIFICATION
QUALITY CONTROL AND ACCEPTANCE

Division 300 of the Standard Specifications for Highway Construction, Edition of 2014, is hereby amended as follows:

The first sentence of the third paragraph **Subsection 306.03 Acceptance Testing** is hereby deleted and the following substituted therefor:

If the material being furnished is crushed stone the Department will furnish the PL, LL, and PI for the material, further tests for PL, LL, and PI are waived.

ARKANSAS DEPARTMENT OF TRANSPORTATION
SUPPLEMENTAL SPECIFICATION
TACK COATS

Division 400 of the Standard Specifications for Highway Construction, Edition of 2014, is hereby amended as follows:

Section 401, Prime and Tack Coats and Emulsified Asphalt in Base Course, is hereby modified as follows:

The first sentence of **Subsection 401.03(a)** is hereby deleted and the following substituted therefore:

The surface to be treated with prime or tack coat shall be cleaned of dust, dirt, and loose or foreign material by sweeping with mechanical brooms immediately preceding the application of the prime or tack coat.

Third sentence of **Subsection 401.03(c)** is hereby deleted and the following is substituted therefore:

No dilution beyond that which is part of the emulsification process is permitted. The tack coat shall not be diluted, cut, or otherwise thinned after receipt from the manufacturer's facility.

The fifth sentence of **Subsection 401.03(c)** is hereby deleted and the following substituted therefore:

The rate of application shall be from 0.03 gallon to 0.10 gallon per square yard (0.1 L/sq m to 0.5 L/sq m) of residual asphalt as designated by the Engineer.

Section 410, Construction Requirements and Acceptance of Asphalt Concrete Plant Mix Courses, is hereby modified as follows:

The sixth paragraph of **Subsection 410.05** is hereby deleted and the following substituted therefore:

For foreign material, or when the time lapse between courses is more than 8 hours, the earlier course shall be cleaned and given a tack coat before placing the succeeding course. When directed, the tack coat shall be applied and paid for under Section 401. If directed by the Engineer, a tack coat shall be used even though the elapsed time has been less than 8 hours.

ARKANSAS DEPARTMENT OF TRANSPORTATION
SUPPLEMENTAL SPECIFICATION
DESIGN AND QUALITY CONTROL OF ASPHALT MIXTURES

Division 400 of the Standard Specifications for Highway Construction, Edition of 2014, is hereby amended as follows:

Section 404, QUALITY CONTROL OF ASPHALT MIXTURES, is hereby modified as follows:

The fifth sentence of the second paragraph of **Subsection 404.01, Design of Asphalt Mixtures, (a) General**, is hereby deleted and the following substituted therefor:

A mix design that has not been produced on an ARDOT project in the last two years is inactive. The Contractor may submit a passing field verification test for the inactive asphalt mix design to the Materials Division to be reactivated. Asphalt mix designs with an expiration date may remain in production if they are not inactive.

The third through fifth paragraphs of **Subsection 404.04, Quality Control of Asphalt Mixtures**, are hereby deleted and the following substituted therefor:

The accepted mix design shall be field verified by the Contractor at the start of mix production or after an interruption of more than 120 calendar days. Production of Department approved mix designs for placement on non-ARDOT projects may be used for mix verification. The Contractor shall be allowed two attempts to verify the mix design if being placed on an ARDOT project and three attempts to verify the mix design if being placed on a non-ARDOT project. The Contractor shall notify the Engineer sufficiently in advance for Department personnel to witness all testing of this production and shall provide copies of all test results to the Department.

Verification will begin with testing the plant produced mix using the aggregate proportions and asphalt binder content shown on the accepted mix design. After the first attempt of verification of the initial design, the Contractor may elect to adjust aggregate proportions to vary the accepted mix design gradations and bring the mix properties near the center of the compliance limits. If the mix is in subplot rejection, all future attempts will only be allowed on non-ARDOT projects.

The mix will be verified if the test values for air voids, asphalt binder content, and VMA are within the compliance limits shown in Table 410-1, and when the accepted mix design has been produced within the gradation tolerances according to Subsection 404.04.

The Contractor may request a one-time field mix design be accepted by the Engineer of Materials. The Contractor will be notified in writing if the field mix design is accepted. A field mix design allows the Contractor to use the adjusted aggregate proportions for future verification of the mix design. Cold feed adjustments will be allowed to both the initial mix design and field mix design if they do not exceed more than 10% for any single cold feed or 20% overall from the initial mix design. No individual cold feed will be allowed to be eliminated by such changes. Gradation tolerances will be based off the initial job mix formula. All cold feed adjustments exceeding the limits outlined above will require a new mix design.

Once verified, the asphalt binder content shall be adjusted at the plant to obtain the optimum asphalt binder content shown on the mix design during production based on the lot average. At no time shall the asphalt binder content be adjusted in a manner to produce an asphalt binder content lower

ARKANSAS DEPARTMENT OF TRANSPORTATION
SUPPLEMENTAL SPECIFICATION
DESIGN AND QUALITY CONTROL OF ASPHALT MIXTURES

than the design value. Adjustments to the asphalt binder content are not allowed for control of any volumetric property. All changes to be made to the asphalt binder content must first be reported to the Engineer. If adjustments do not give the intended result, production shall be stopped, and the asphalt plant and equipment shall be recalibrated and adjusted so the asphalt binder content can be successfully obtained.

The test method ARDOT 461, (NOTE 3), and (NOTE 4) in the table of the tenth paragraph of **Subsection 404.04, Quality Control of Asphalt Mixtures**, are hereby deleted.

The thirteenth and fourteenth paragraphs of **Subsection 404.04, Quality Control of Asphalt Mixtures, NOTE 3 and NOTE 4** are hereby deleted.

The eighteenth paragraph of **Subsection 404.04, Quality Control of Asphalt Mixtures**, is hereby deleted.

The fourth and fifth sentences in the nineteenth paragraph of **Subsection 404.04, Quality Control of Asphalt Mixtures**, are hereby deleted and the following substituted therefor:

Individual aggregate cold feeds should be adjusted to bring the mix design properties near the center of compliance limits. If excessive changes are required, production will be suspended, and a new mix design shall be developed according to the applicable specifications. Excessive changes are cold feed adjustments that exceed more than 10% for any single cold feed change or 20% overall from the initial mix design. No individual cold feed will be allowed to be eliminated by such changes. All cold feed adjustments exceeding the limits outlined above will require a new mix design.

Section 410, CONSTRUCTION REQUIREMENTS AND ACCEPTANCE OF ASPHALT CONCRETE PLANT MIX COURSES, is hereby modified as follows:

The first through third sentences in the first paragraph of **Subsection 410.09(a), General**, are hereby deleted and the following is substituted therefor:

The accepted mix design shall be verified by the Contractor at the start of mix production for that design or after an interruption of more than 120 calendar days. A maximum of 200 tons (200 metric tons) of materials may be placed on the roadway during the verification process. If the mix produced does not verify the mix design, the material placed on the roadway shall be declared a partial lot. If all verification attempts have been exhausted, a new mix design shall be required.

Section 411, ASPHALT CONCRETE COLD PLANT MIX, is hereby modified as follows:

The third sentence of **Subsection 411.05 (b), Acceptance**, is hereby amended and the following is substituted therefor:

The accepted mix design shall be field verified by the Contractor at the start of mix production or after an interruption of more than 120 calendar days.

ARKANSAS DEPARTMENT OF TRANSPORTATION
SUPPLEMENTAL SPECIFICATION
PERCENT AIR VOIDS FOR ACHM MIX DESIGNS

Division 400 of the Standard Specifications for Highway Construction, Edition of 2014, is hereby amended as follows:

The fourth sentence of the first paragraph of **Subsection 404.01(b), Design Requirements**, is hereby deleted and the following substituted therefor:

The optimum asphalt content is the asphalt binder content at 3.5% air voids for all asphalt mixtures.

The first bullet of the first paragraph of **Subsection 404.01(b), Design Requirements**, is hereby deleted and the following substituted therefor:

- All binder grades for all asphalt mixtures will be designed using 3.5% air voids.

The second paragraph of **Subsection 404.01(b), Design Requirements**, is hereby deleted and substituted therefor:

All Asphalt Base and Binder Courses will be designed at a Ndes of 75 gyrations. All Asphalt Surface Courses will be designed at a Ndes of 60 gyrations.

The second sentence of the second paragraph of **Subsection 404.04, Quality Control of Asphalt Mixtures**, is hereby deleted and the following substituted therefor:

Adjustments to the accepted mix design to conform to actual production values without redesign of the mixture shall be based on production of the mixture at a target value of 3.5% air voids in all asphalt mixture specimens and an asphalt binder content not less than that specified in the accepted mix design.

The table in the tenth paragraph of **Subsection 404.04, Quality Control of Asphalt Mixture**, is hereby amended by deleting the test method ARDOT 449/449A, AASHTO T 308, and Note 4 for asphalt binder content determination and substituting ARDOT TM 483, "Test Method for Determination of Binder Content and Development of Binder and Aggregate Correction Factors by Ignition Method."

The following is hereby added after the tenth paragraph of **Subsection 404.04, Quality Control of Asphalt Mixtures**:

Ignition Ovens (Single, Multiple, and Replacement). A single ignition oven shall be used for all ignition-oven determinations performed for Acceptance on a project unless otherwise approved in writing by the Engineer.

Ignition oven requirements apply only to mixtures for which asphalt binder content or gradation is determined using ignition methods for Acceptance.

A correction factor for determining asphalt binder content and gradation using the ignition oven shall be established in accordance with ARDOT TM 483. A separate correction factor shall be developed for each JMF and for each ignition oven used. The correction factor shall be reestablished at a minimum frequency of once every 12 months.

Documentation of the established correction factor shall be submitted to the Engineer prior to the start of production. The Engineer shall be given the opportunity to witness the correction factor determination process.

ARKANSAS DEPARTMENT OF TRANSPORTATION
SUPPLEMENTAL SPECIFICATION
PERCENT AIR VOIDS FOR ACHM MIX DESIGNS

When the mass of a sample exceeds the capacity of the ignition oven or basket, the sample shall be reduced into multiple test portions using approved splitting procedures and tested in separate ignition-oven determinations using the same approved ignition oven. Asphalt binder content results shall be combined on a mass-weighted basis, and aggregate shall be recombined for gradation determinations.

Use of More than One Ignition Oven (Prior Approval). The use of more than one ignition oven may be approved in writing by the Engineer prior to the start of production for projects with high production rates, extended paving durations, or multiple simultaneous production operations. When more than one ignition oven is approved, the following shall apply:

1. Each ignition oven shall be identified and approved in writing by the Engineer prior to use.
2. A separate correction factor shall be established and documented for each approved ignition oven in accordance with ARDOT TM 483 prior to use for project testing.
3. Each approved ignition oven shall be assigned to a specific plant, production line, or testing stream and shall not be alternated based on test results.
4. Acceptance testing shall be performed using the assigned ignition oven for the applicable production stream.
5. Selection between approved ignition ovens based on test results shall not be permitted.
6. Changes to approved ignition oven assignments shall be made only with prior written approval from the Engineer.

Replacement Ignition Oven During Production. The use of a replacement ignition oven during production may be approved in writing by the Engineer only in the event of equipment failure or other unavoidable circumstances. When a replacement ignition oven is approved, the following shall apply:

1. Ignition-oven determinations intended for Acceptance shall be suspended until a correction factor is established for the replacement ignition oven.
2. A correction factor shall be established and documented for the replacement ignition oven in accordance with ARDOT TM 483 before results from the replacement ignition oven are used for Acceptance or for Department testing.
3. Once approved, the replacement ignition oven shall be used for the remainder of the project unless otherwise approved in writing by the Engineer.

Bulk Specific Gravity. When AASHTO T 166 is determined by the Department to be unsuitable, bulk specific gravity shall be determined using an automatic vacuum sealing system in accordance with AASHTO T 331. Use of AASHTO T 331 shall be permitted only when directed by the Department. Suitability shall be based on the ability to obtain reliable results in accordance with the applicable test method requirements. The vacuum sealing system shall be approved by the Engineer prior to use.

AASHTO T 275, Bulk Specific Gravity of Compacted Asphalt Mixtures Using Paraffin-Coated Specimens, shall not be permitted for use in mixture design or Acceptance testing.

ARKANSAS DEPARTMENT OF TRANSPORTATION
SUPPLEMENTAL SPECIFICATION
PERCENT AIR VOIDS FOR ACHM MIX DESIGNS

The Contractor shall furnish the Department with access to a compliant vacuum sealing system for testing when bulk specific gravity is required to be determined in accordance with AASHTO T 331, when specified by the Department. This requirement may be satisfied through the Contractor's primary laboratory or by providing additional approved equipment as necessary to ensure that testing is performed in accordance with the specified method. The Department may also perform testing using Department-owned or independently furnished equipment.

Table 405-1 of **Subsection 405.03, Materials** is hereby deleted and the following substituted therefor:

Table 405-1
Design Requirements for Asphalt Concrete Hot/Warm Mix Base Course (1½")

	Control Points	
	Percent Passing (%)	
Sieve		
1½"	100	
1"	90 - 100	
¾"	90 max.	
No. 4	-	
No. 8	15 - 41	
No. 16	-	
No. 30	-	
No. 50	-	
No. 200	0 - 6	
Asphalt Binder Content	Design Value	
% Air Voids	3.5	
% VMA	11.5 - 13.0	
Minimum Water Sensitivity Ratio	80	
% Anti-strip	As Required	
Fines to Asphalt Ratio*	0.6 - 1.4	
Wheel Tracking Test (8000 cycles, 100 psi, 64°C)	<u>Design PG Grade</u>	<u>Maximum Rut</u>
	64-22 or 67-22	0.315 in. (8.000 mm)
	70-22 or 76-22	0.197 in. (5.000 mm)

*Fines to asphalt ratio shall be defined as the percent materials passing the No. 200 sieve (expressed as a percent of total aggregate weight) divided by the effective asphalt binder content.

ARKANSAS DEPARTMENT OF TRANSPORTATION
SUPPLEMENTAL SPECIFICATION
PERCENT AIR VOIDS FOR ACHM MIX DESIGNS

Table 406-1 of **Subsection 406.04, Construction Requirements and Acceptance**, is hereby deleted and the following substituted therefor:

Table 406-1
Design Requirements for Asphalt Concrete Hot/Warm Mix Binder Course (1")

Sieve	Control Points	
	Percent Passing (%)	
1½"	100	
1"	90 - 100	
¾"	90 max.	
No. 4	-	
No. 8	19 - 45	
No. 16	-	
No. 30	-	
No. 50	-	
No. 200	1 - 7	
Asphalt Binder Content	Design Value	
% Air Voids	3.5	
% VMA	12.5 - 14.0	
Minimum Water Sensitivity Ratio	80	
% Anti-strip	As Required	
Fines to Asphalt Ratio*	0.6 - 1.4	
Wheel Tracking Test	<u>Design PG Grade</u>	<u>Maximum Rut</u>
(8000 cycles, 100 psi, 64°C)	64-22 or 67-22	0.315 in. (8.000 mm)
	70-22 or 76-22	0.197 in. (5.000 mm)

*Fines to asphalt ratio shall be defined as the percent materials passing the No. 200 sieve (expressed as a percent of total aggregate weight) divided by the effective asphalt binder content.

ARKANSAS DEPARTMENT OF TRANSPORTATION
SUPPLEMENTAL SPECIFICATION
PERCENT AIR VOIDS FOR ACHM MIX DESIGNS

Table 407-1 and Table 407-2 of **Subsection 407.04, Construction Requirements and Acceptance**, are hereby deleted and the following substituted therefor:

Table 407-1
Design Requirements for Asphalt Concrete Hot/Warm Mix Surface Course (1/2")

Sieve	Control Points	
	Percent Passing (%)	
3/4"	100	
1/2"	90 - 100	
3/8"	90 max.	
No. 8	28 - 58	
No. 16	-	
No. 30	-	
No. 50	-	
No. 200	3 - 7	
Asphalt Binder Content	Design Value	
% Air Voids	3.5	
% VMA	14.5 - 16.0	
Minimum Water Sensitivity Ratio	80.0	
% Anti-strip	As Required	
Fines to Asphalt Ratio*	0.6 - 1.2	
Wheel Tracking Test	<u>Design PG Grade</u>	<u>Maximum Rut</u>
(8000 cycles, 100 psi, 64°C)	64-22 or 67-22	0.315 in. (8.000 mm)
	70-22 or 76-22	0.197 in. (5.000 mm)

*Fines to asphalt ratio shall be defined as the percent materials passing the No. 200 sieve (expressed as a percent of total aggregate weight) divided by the effective asphalt binder content.

**ARKANSAS DEPARTMENT OF TRANSPORTATION
 SUPPLEMENTAL SPECIFICATION
 PERCENT AIR VOIDS FOR ACHM MIX DESIGNS**

**Table 407-2
 Design Requirements for Asphalt Concrete Hot Mix Surface Course (3/8")**

	Control Points	
Sieve	Percent Passing (%)	
1/2"	100	
3/8"	90 - 100	
No. 4	90 max.	
No. 8	32 - 67	
No. 16	-	
No. 30	-	
No. 50	-	
No. 200	3 - 7	
Asphalt Binder Content	Design Value	
% Air Voids	3.5	
% VMA	15.5 - 17.0	
Minimum Water Sensitivity Ratio	80.0	
% Anti-strip	As Required	
Fines to Asphalt Ratio*	0.6 - 1.4	
Wheel Tracking Test	<u>Design PG Grade</u>	<u>Maximum Rut</u>
(8000 cycles, 100 psi, 64°C)	64-22 or 67-22	0.315 in. (8.000 mm)
	70-22 or 76-22	0.197 in. (5.000 mm)

*Fines to asphalt ratio shall be defined as the percent materials passing the No. 200 sieve (expressed as a percent of total aggregate weight) divided by the effective asphalt binder content.

**ARKANSAS DEPARTMENT OF TRANSPORTATION
 SUPPLEMENTAL SPECIFICATION
 PERCENT AIR VOIDS FOR ACHM MIX DESIGNS**

The Table 410-1 in **Subsection 410.09(b), Acceptance of the Pavement**, is hereby amended as follows:

**TABLE 410-1
 COMPLIANCE, PRICE REDUCTION AND REJECTION LIMITS FOR ASPHALT COURSES**

Property	Compliance Limits	Price Reduction Limits	Lot Rejection Limits	Sublot Rejection Limits
Asphalt Binder Content	±0.3 from mix design value	more than ±0.3 from mix design value	more than ±0.6 from mix design value	±0.8 from mix design value
Air voids (AV)	2.5% to 4.5%	1.9% to 2.4% 4.6% to 5.0%	1.8% or less 5.1% or more	1.4% or less 5.6% or more
Voids in Mineral Aggregate (VMA)*				
Asphalt Base Course (1½")	11.0% to 13.5%	10.5% to 10.9% 13.6% to 14.0%	10.4% or less 14.1% or more	9.9% or less 14.6% or more
Asphalt Binder Course (1")	12.0% to 14.5%	11.5% to 11.9% 14.6% to 15.0%	11.4% to less 15.1 or more	10.9% or less 15.6% or more
Asphalt Surface Course (1/2")	14.0% to 16.5%	13.5% to 13.9% 16.6% to 17.0%	13.4% or less 17.1% or more	12.9% or less 17.6% or more
Asphalt Surface Course (3/8")	15.0% to 17.5%	14.5% to 14.9% 17.6% to 18.0%	14.4% or less 18.1% or more	13.9% or less 18.6% or more
Density (% of theoretical)	92.0% to 97.0%	91.0% to 91.9% 97.1 to 98.0%	90.9% or less 98.1% or more	89.9% or less** 99.1% or more
Density (% of theoretical) where minimum specified is 90.0%	90.0% to 97.0%	89.0% to 89.9% 97.1% to 98.0%	88.9% or less 98.1% or more	87.9% or less** 99.1% or more

*The values for VMA_(actual) shall be determined by calculating the VMA_(effective) and reducing it by the correction factor shown on the mix design.

**Subject to further evaluation, see text.

ARKANSAS DEPARTMENT OF TRANSPORTATION

SUPPLEMENTAL SPECIFICATION

LIQUID ANTI-STRIP ADDITIVE

Division 400 of the Standard Specifications for Highway Construction, Edition of 2014, is hereby amended as follows:

Section 404, DESIGN AND QUALITY CONTROL OF ASPHALT MIXTURES, is hereby modified as follows:

The following is added as the last bullet following the first paragraph of **Subsection 404.01(b), Design Requirements**:

- All ACHM mixes must contain a liquid, anti-strip additive.

Section 409, MATERIALS AND EQUIPMENT FOR ASPHALT CONCRETE PLANT MIX COURSES, is hereby modified as follows:

The second paragraph of **Subsection 409.02 Asphalt Binder** is hereby deleted and the following substituted therefor:

The asphalt binder for all Asphalt Concrete Hot Mixes shall contain a heat-stable, liquid anti-strip additive. The additive shall be furnished from the Qualified Products List. The additive shall not harm the completed bituminous concrete mixture and must be compatible with the aggregate and asphalt binder supplied for the project. The anti-strip additive shall be added either by an in-line blending process just before introduction of the asphalt binder to the mixer or by blending with the asphalt binder at the asphalt binder terminal. If blended at the terminal, the bill of lading accompanying the load being delivered to the hot mix asphalt plant shall include the anti-strip manufacturer's name, product name, and quantity of all anti-strip additive included in the load.

The liquid anti-strip additive shall be added at rates as indicated below:

- For ACHM mixes where the use of an anti-strip additive is required as determined by the laboratory analysis and mix design procedures, the anti-strip additive shall be added at the rate of 0.5% to 0.75% (0.05% to 0.10% for organosilane based materials) by weight of asphalt binder as determined by the laboratory analysis and laboratory mix design procedures.
- For all other mixes, the manufacturer's recommended dosage of the additive shall be used, but the rate of liquid anti-strip additive shall not be less than 0.25% (0.05% for organosilane based materials) by weight of the asphalt binder.

ARKANSAS DEPARTMENT OF TRANSPORTATION

SUPPLEMENTAL SPECIFICATION

TRACKLESS TACK

Sections 401 and 403 of the Standard Specifications for Highway Construction, Edition of 2014, is hereby amended as follows:

The following is hereby added after the second sentence of **Subsection 401.02 Materials**:

Trackless Tack meeting the requirements of this supplemental specification may be used as Tack Coat at no additional cost to the Department.

The following is hereby added after the fifth sentence of **Subsection 401.03(c), Application of Tack Coat**:

When Trackless Tack is used, the Contractor shall follow the manufacturer's recommendations for storage, application temperature, and application rate.

The following is hereby added as the second paragraph of **Subsection 401.06, Basis of Payment**:

If the Contractor elects to use Trackless Tack in lieu of Tack Coat, the application and payment for the material used will be measured and paid for at the contract unit price bid for Tack Coat per gallon (liter).

The following is hereby added after the second sentence of the first paragraph **Subsection 403.03, Asphalt Materials**:

The manufacturer shall submit certified test results for Trackless Tack to the Engineer.

ARKANSAS DEPARTMENT OF TRANSPORTATION

SUPPLEMENTAL SPECIFICATION

TRACKLESS TACK

The following is hereby added as **Subsection 403.03 (g), Trackless Tack:**

Trackless tack shall be an anionic or cationic asphalt emulsion conforming to the requirements below:

	Test Method	Min	Max
Viscosity, Saybolt Furol at 25°C SFS	AASHTO T59	20	150
Storage stability test, 24-h, %	AASHTO T59		1
Sieve test, %	AASHTO T59		0.3
Residue by distillation, %	AASHTO T59	50	
Tests on residue from distillation:			
Penetration, 25°C, 100 g, 5 s	AASHTO T59		20
*Solubility %	AASHTO T44	97.5	
*Ash Content	AASHTO T111		1
Softening Point °C	AASHTO T53	65	

*Ash Content or Solubility may be used for testing purposes of the residue from distillation.

ARKANSAS DEPARTMENT OF TRANSPORTATION

SUPPLEMENTAL SPECIFICATION

DESIGN OF ASPHALT MIXTURES

Section 400 of the Standard Specifications for Highway Construction, Edition of 2014, is hereby amended as follows:

The following is added after the first sentence of paragraph 3 **Subsection 404.01 Design of Asphalt Mixtures. (b) Design Requirements:**

Any use of recycled engine oil bottoms (REOB) or other engine oil derivatives in the manufacture or modification of a binder are strictly prohibited. Ground Tire Rubber (GTR) may be added to asphalt binder with blending of GTR into asphalt occurring only at the asphalt terminal. GTR shall be Class 80-1 ground tire rubber as defined by ASTM D5603.

ARKANSAS DEPARTMENT OF TRANSPORTATION
SUPPLEMENTAL SPECIFICATION
ASPHALT LABORATORY FACILITY

Division 400 of the Standard Specifications for Highway Construction, Edition of 2014, is hereby amended as follows:

Subsection 409.03(h), Plant Inspection, is hereby deleted and the following substituted therefor:

(h) Plant Inspection. The Engineer shall have access to all parts of the plant.

The Contractor shall provide and maintain a laboratory facility for the exclusive use of the Engineer. This facility shall be located at the plant site. The dimensions and other requirements specified herein are minimums. The facility may be built by the Contractor for the specific purposes stated. Portable structures used as lab facilities must be anchored to the ground and have adequate reinforcement to the floor to provide stability for lab equipment. It is not intended, however, to preclude the use of commercially built trailers or prefabricated buildings that may deviate in minor dimension or detail from the requirements listed but may in some features exceed these requirements and in all major respects be entirely suitable for the purpose intended. The Contractor may furnish, in lieu of a separate building, a facility having sufficient space in a building, parts of which are used for other purposes, provided that the facility furnished meets all other requirements of this subsection; is physically separated from the remainder of the building; and has an outside entrance with unrestricted access allowed and reserved for the exclusive use of the Engineer. Adequate space shall be provided for parking of at least three Department vehicles in the vicinity of the facility. The Engineer will determine the suitability of any facility furnished.

General requirements for the laboratory facility are:

- Minimum working laboratory space of 380 square feet (35.3 sq m) for building widths between 8' to 12' (2.4 to 3.7 m) or 208 square feet (19.3 sq m) with a width of 12' (3.7 m) or greater.
- Minimum designated office space of 30 square feet (2.8 sq m) shall be included in addition to the laboratory square footage.
- A ceiling height of 8' (2.4 m) or greater.
- A desk or table approximately 24" x 36" (600 mm x 900 mm), with at least two drawers, each approximately 13" x 13" x 18" (330 mm x 330 mm x 450 mm) for storing records and at least three office style rolling chairs.
- At least one door with a substantial lock and all keys placed in the possession of the Engineer. The door must be a minimum of 36" (900 mm) wide. A second entry door at the end of trailers that are greater than 30' (9.1 m) in length will be required for safety reasons.
- Access to a well-maintained restroom, with a functioning sink, within reasonable proximity to the Department laboratory facility. Portable restrooms are not acceptable.
- Floored, weatherproof, and reasonably dustproof.

ARKANSAS DEPARTMENT OF TRANSPORTATION
SUPPLEMENTAL SPECIFICATION
ASPHALT LABORATORY FACILITY

- Level and stable with substantial/durable structure capable of supporting required laboratory equipment. Movement in the lab shall not affect testing operations such as scale readings, etc.
- At least two glazed screened windows capable of being opened and locked only from the inside.
- Basic utility services shall be provided year-round as long as the plant is listed on the QPL. If utility services to the Department lab are voluntarily suspended at any time, the plant may be removed from the QPL.
- Equip the lab with heating and air conditioning units that maintain the ambient air temperature between 65 °F and 80 °F (18 °C and 27°C). The lab must be climate-controlled year-round.
- A work counter approximately 30" to 36" (760 to 900 mm) high with a minimum depth of 30" (760 mm). The countertop shall be metal capped with a rolled back edge of 2" (50 mm) if adjacent to the wall or other comparable durable surface. Total length of the work counter shall be approximately 35' (10.7 m) with a minimum of 12' (3.7 m) of counter length 36" (900 mm) deep.
- A minimum of 54" (1370 mm) width between parallel work counters.
- Adequate electric lights suitable for the purposes intended. At least one power outlet per every four feet of counter. At least two power outlets shall provide 220 VAC.
- An exhaust outlet with at least 3" (76 mm) inside diameter no farther than 8' (2.4 m) from the ignition oven shall be included near one of the 220 VAC outlets. Provide a surface for the ignition oven that is level, sturdy, and fireproof with at least 6" (152 mm) of clearance between the furnace and other vertical surfaces. The exhaust fumes exiting the furnace exhaust port may reach 270 °C (518 °F).
- An exhaust fan shall be installed over the equipment clean up area. The exhaust fan shall be equipped with a rheostat control and capable of exhausting in one minute a volume of air equal to the volume of the entire laboratory. The exhaust fan shall be maintained operational.
- A sink, approximately 24" (610 mm) square with a minimum depth of 9" (230 mm) with an outside drain.
- A clean water supply providing a minimum of 50 gallons (200 liters) storage capacity (or connected to a public or private water system), discharging through a faucet above the sink. A thermostat controlled hot water supply shall be provided to the laboratory sink.
- Adequate shelves and/or cabinets for storage of testing equipment that do not impede the operation of testing equipment.

ARKANSAS DEPARTMENT OF TRANSPORTATION
SUPPLEMENTAL SPECIFICATION
ASPHALT LABORATORY FACILITY

- A storage area for storing nuclear equipment, complete with a substantial lock and all keys to this area placed in the possession of the Engineer.
- At least one Type ABC fire extinguisher (10-pound size minimum) with up-to-date inspection tag per 300 square feet of building.
- A local access touchtone telephone line (with access to toll free telephone numbers but otherwise blocked for outgoing long-distance calls), with a landline modular jack and touchtone telephone, shall be provided in the laboratory facility for use by Department personnel.
- Reliable Broadband Internet Service shall be provided.

The Broadband Internet Service shall be provided with an Internet Protocol (IP) address which is reachable on the global Internet (public) and which is permanently assigned (static). The Contractor is not required to provide this service if an IP address which is both static and public is not available.

If this service is not available at the beginning of a project but becomes available during the life of the project, the Contractor shall provide the service immediately from the date of availability.

The data transfer rate shall be 3 megabits per second (Mbps) download and 500 kilobits per second (kbps) upload, or higher, with latency not to exceed 150 milliseconds. If the Broadband Internet Service meets all of the requirements of this specification except for the data transfer rate and/or latency, then the best performing available connection shall be provided. The Broadband Internet Service shall be provided with equipment providing a minimum of one Ethernet port.

Prior to the selection of the Broadband Internet Service provider, the Contractor shall submit to the Resident Engineer, in writing, the proposed method for providing Broadband Internet Service. The Resident Engineer shall review this submittal and respond in writing regarding the acceptability of the proposed method.

Adequate maintenance of the laboratory facility shall be required for plant inclusion on the QPL and will be included as part of the annual ACHM plant inspection. Maintenance shall include, but is not limited to, HVAC and electrical systems, and plumbing. The Resident Engineer may determine a lab is in reasonable compliance with this specification if all required testing can be accomplished with reasonable ease by the Construction Materials Inspector.

The requirements of this Supplemental Specification shall be implemented to receive the next scheduled ACHM Plant Certification. If the requirements are not met and the Resident Engineer determines the laboratory is not within reasonable compliance an ACHM Plant Certification will not be provided until all requirements are fulfilled and/or the Resident Engineer is satisfied with the conditions of the facilities.

The field laboratory for asphalt mixing plants and the utility services provided will not be paid for directly but will be considered a part of the asphalt mixing plant.

ARKANSAS DEPARTMENT OF TRANSPORTATION

SUPPLEMENTAL SPECIFICATION

**CONSTRUCTION REQUIREMENTS AND ACCEPTANCE OF
ASPHALT CONCRETE PLANT MIX COURSES**

Section 410, Construction Requirements and Acceptance of Asphalt Concrete Plant Mix Courses, of the Standard Specifications for Highway Construction, Edition of 2014, is hereby modified as follows:

Subsection 410.10 Incentives is hereby deleted.

ARKANSAS DEPARTMENT OF TRANSPORTATION

SUPPLEMENTAL SPECIFICATION

DEVICES FOR MEASURING DENSITY FOR ROLLING PATTERNS

Section 410 of the Standard Specifications for Highway Construction, Edition of 2014, is hereby amended as follows:

The fourth sentence of the first paragraph of **Subsection 410.08, Rolling and Density Requirements and Joints**, is hereby deleted and the following substituted therefor:

The Engineer will observe the Contractor's use of an electromagnetic surface contact device that meets ASTM D7113/D7113M or the use of a nuclear density gauge to verify that the maximum densities possible are obtained.

ARKANSAS DEPARTMENT OF TRANSPORTATION

SUPPLEMENTAL SPECIFICATION

EVALUATION OF ACHM SUBLLOT REPLACEMENT MATERIAL

Section 410 of the Standard Specifications for Highway Construction, Edition of 2014, is hereby amended as follows:

The following shall be added to the second to the last paragraph of **Subsection 410.09 (a)**

General:

If the material used to replace unacceptable material is a different mix design from what was originally placed, the remaining material in the lot and the replacement material shall both be evaluated as separate partial lots.

ARKANSAS DEPARTMENT OF TRANSPORTATION
SUPPLEMENTAL SPECIFICATION
RECYCLED ASPHALT PAVEMENT

Division 400 of the Standard Specifications for Highway Construction, Edition of 2014, is hereby amended as follows:

The fourth paragraph of **Subsection 416.03, Materials and Composition**, is hereby deleted and the following substituted therefor:

To ensure the “production” stockpile is distinguishable to anyone involved in the production of asphalt at the plant and no “unprocessed” materials are introduced into the process of ACHM mix manufacturing, the following shall be required for the use of Recycled Asphalt Pavement (RAP):

- RAP stockpiles should have only binder covered aggregates and therefore, there shall be no virgin aggregate or deleterious materials present in any RAP stockpile. Uncoated aggregate from asphalt plant produced material shall not be considered virgin aggregate as it applies to RAP. Plant startup and shut down materials will be considered binder covered and are allowed.
- Unprocessed RAP and processed RAP stockpiles shall be separated by distance and each stockpile signed accordingly.
- Only processed RAP shall be introduced into asphalt mixes. Processed is defined as efforts to create a uniform stockpile of material and may include, but is not limited to, crushing and/or fractionating. Use of the scalper screen on the plant does not define processed RAP.
- Processed RAP stockpiles shall be of adequate size for multiple operational days of asphalt mix production at the plant’s maximum production rate. Processed RAP must be stockpiled before use in plant production. Processed RAP may not be taken from underneath the crusher and placed directly into the cold feed bins. If the crusher is feeding the processed stockpile, the loader must load the cold feed bins from the opposite end of the processed stockpile.

Quality control testing for asphalt binder content and gradation of RAP shall be the contractor’s responsibility and conducted as follows:

- Tested as part of the field verification process. Field verification test results may be transferred from another ARDOT job given they are from the same mix design and were completed within 120 days of the current job’s field verification process.
- Minimum of one set of tests per job for jobs that contain at least 1,000 tons of ACHM.
- One set of tests for every 10,000 tons of ACHM produced.
- The first tests on the job must be performed within the first 3 days of production on the job.

ARKANSAS DEPARTMENT OF TRANSPORTATION
SUPPLEMENTAL SPECIFICATION
RECYCLED ASPHALT PAVEMENT

The Contractor has the option of quality control testing while the processed stockpile is being built in lieu of testing during production. Quality control testing for asphalt binder content and gradation of RAP shall be the Contractor's responsibility and conducted as follows:

- Tested as part of the field verification process. Field verification test results may be transferred from another ARDOT job given they are from the same mix design and were completed within 120 days of the current job's field verification process.
- One set of tests for every 1,500 tons of RAP produced for each stockpile.
- The quantity of RAP being placed in the processed stockpile must be tracked.

The Contractor shall pick only one option of quality control method per processed RAP stockpile. The Engineer shall be given the opportunity to witness all testing. Test results shall be submitted to the Engineer by the next business day. The Contractor shall keep a logbook to track the consistency of the asphalt binder content and gradation.

If testing determines the properties of the RAP have deviated significantly from the mix design, as determined by the Engineer, changes to virgin binder content and/or aggregate proportions will be required before production of the ACHM continues. Once adjustments are made and the plant produced mix has the desired properties, the Contractor may request that a field mix design be accepted by the Engineer.

To create uniform, repeatable testing for RAP binder content, asphalt binder content of the RAP shall be determined using AASHTO T 308 with the specific requirements as follows:

- Sample shall be dried to a constant mass as per AASHTO T 329 using a drying temperature of $230\text{ }^{\circ}\text{F} \pm 9\text{ }^{\circ}\text{F}$.
- The ignition oven burn temperature used during the mix design process must be used for quality control. The burn temperature shall be reported on the mix design submittal.
- Asphalt Binder Content = % loss – Aggregate Correction Factor (ACF)
- An ACF for each processed RAP stockpile shall be submitted with the mix design if used. An ACF for the job mix formula shall be submitted on the mix design if used. If multiple ignition ovens are used, an ACF for each oven shall be submitted.
- Determination of the ACF may be based on regional historical data at the time of the change. This will ensure all parties involved are aware of the correction factor and therefore avoiding disagreements pertaining to manipulation/fluctuation in aggregate correction factors that could be used to adjust binder content data.

ARKANSAS DEPARTMENT OF TRANSPORTATION**SUPPLEMENTAL SPECIFICATION****LANE CLOSURE NOTIFICATION**

Division 600 of the Standard Specifications for Highway Construction, Edition of 2014, is hereby amended as follows:

Section 603, Maintenance of Traffic and Temporary Structures, is hereby modified as follows:

The first sentence of the third paragraph **Subsection 603.02 (d)** is hereby deleted and the following substituted therefor:

The Contractor shall provide the Engineer with a minimum of five full business days advance, written notification of any nonemergency lane closure or lane width restriction. The first full business day shall commence at midnight on the first business day following written notification to the Engineer. This advanced notification is required to allow adequate notice for the issuance of over width load permits by the Department.

ARKANSAS DEPARTMENT OF TRANSPORTATION
SUPPLEMENTAL SPECIFICATION
RETROREFLECTIVE SHEETING FOR
TRAFFIC CONTROL DEVICES IN CONSTRUCTION ZONES

Section 604 of the Standard Specifications for Highway Construction, Edition of 2014, is hereby amended as follows:

The following is inserted after the first paragraph of Subsection 604.02(b):

Retroreflective sheeting used on traffic drums shall meet the requirements of ASTM D4956 for Type III or IV with the additional requirements for Reboundable Sheeting. Retroreflective sheeting for delineators shall comply with section 728.

Retroreflective sheeting shall be applied to a properly treated substrate with mechanical equipment and in a manner specified by the sheeting manufacturer. Sign material (substrate) shall be of sufficient thickness and stability to maintain a substantial, effective sign for the duration of the project. One splice will be allowed in retroreflective sheeting on sign blanks. "Left", "Right", "Distances", and "Ahead" will be allowed on signs as inserts. All letters and numerals on inserts shall be of the same size and series as those on the sign face.

ARKANSAS DEPARTMENT OF TRANSPORTATION

SUPPLEMENTAL SPECIFICATION

TRAFFIC CONTROL DEVICES IN CONSTRUCTION ZONES (MASH)

Section 604 of the Standard Specifications for Highway Construction, Edition of 2014, is hereby amended as follows:

The first paragraph of **Subsection 604.02 Materials (a) General** is hereby deleted and the following substituted therefor:

All work zone traffic control devices used on the project, including sign supports, barricades, traffic drums equipped with flashing lights, crash cushions, and impact attenuators, manufactured after December 31, 2019, shall comply with the requirements of the Manual for Assessing Safety Hardware (MASH). Such devices manufactured on or before December 31, 2019, and successfully tested to the requirements of National Cooperative Highway Research Program (NCHRP) Report 350 or the 2009 edition of MASH, may continue to be used throughout their normal service lives. The Contractor shall furnish a certification of such compliance from the manufacturer or supplier of all work zone traffic control devices prior to using the devices on the project. The certification shall state the device meets the requirements of MASH, or in the case that the device was manufactured on or before December 31, 2019, the certification shall state the device meets the requirements of NCHRP 350 or MASH. The certification shall include a copy of the Federal Highway Administration's (FHWA) approval letter with all attachments for each device. Devices shall be fabricated and installed in accordance with the plans and with the crash testing documentation provided in the FHWA approval letter which is available at:

http://safety.fhwa.dot.gov/roadway_dept/policy_guide/road_hardware/.

ARKANSAS DEPARTMENT OF TRANSPORTATION
SUPPLEMENTAL SPECIFICATION
CLASSIFICATION AND APPLICATION OF MARKINGS

Section 604 of the Standard Specifications for Highway Construction, Edition of 2014, is hereby amended as follows:

The first paragraph of Subsection **604.03(f)(1)(c) Interim Pavement Markings** is hereby deleted and the following substituted therefor:

c. **Interim Pavement Markings.** Interim pavement markings are those that may be used for a short period of time until it is practical and possible to place either permanent or construction pavement markings. Interim pavement markings shall be replaced with permanent or construction markings or covered with a succeeding course of paving within seven (7) calendar days on high-volume roads or fourteen (14) calendar days on low-volume roads. Day 1 of the 7- or 14-day period is the first calendar day that it becomes practical and possible to place permanent or construction pavement markings. If interim markings are not covered or replaced with permanent or construction markings within the specified time period, no work on the project shall continue or commence until either permanent or construction pavement markings are in place. High-volume and low-volume roads will be designated on the plans.

The Subsection **604.03(f)(2)(a) Application of Markings, Final Surfaces**, is hereby deleted and the following substituted therefor:

a. **Final Surfaces.** Permanent or construction markings, as specified in the Contract, shall be in place on the final surface at the end of each day's operations on all lanes open to traffic. Unless otherwise specified, edge lines will not be required. The Contractor may, at Contractor option and expense, use interim pavement markings as follows:

High volume roads. On roadways designated on the plans as high volume, interim pavement markings may be used for not longer than 7 calendar days. All centerline and lane line permanent markings shall be placed within the 7-day period.

Low volume roads. On roadways designated on the plans as low volume, interim pavement markings may be used for not longer than 14 calendar days. All centerline and lane line permanent markings shall be placed within the 14-day period.

The Contractor shall carefully place all interim markings to avoid any overlapping by the permanent pavement markings. Interim pavement markings shall be removed from the final surface as soon as possible after the placement of permanent markings. Any voids caused by the removal of interim markings shall be repaired immediately at the Contractor's expense. For all markings that are to be removed, paint will not be allowed on the final surface unless otherwise authorized in writing by the Engineer.

On roadways open to traffic, if interim pavement markings are used, they shall be removed only after permanent pavement markings are in place.

ARKANSAS DEPARTMENT OF TRANSPORTATION
SUPPLEMENTAL SPECIFICATION
Mulch Cover

Section 620 of the Standard Specifications for Highway Construction, Edition of 2014, is hereby amended as follows:

Subsection **620.02 Materials (d)** is hereby deleted and the following substituted therefore:

(d) Mulch cover. Shall be a mulch cover system as listed on the Department's Qualified Products List (QPL) or shall consist of straw from threshed rice, oats, wheat, barley, or rye; of wood excelsior; or of hay obtained from various legumes or grasses, such as lespedeza, clover, vetch, soybeans, bermuda, carpet sedge, bahia, fescue, or other legumes or grasses; or a combination thereof. Mulch shall be dry and reasonably free from Johnson grass or other noxious weeds, and shall not be excessively brittle or in an advanced state of decomposition. All material will be inspected and approved prior to use.

The following is inserted after Subsection **620.03 Construction Requirements (c) Seeding (3) Hydro-seeding:**

(4) Mulch Cover. If a mulch cover system listed on the Department's Qualified Products List (QPL) is used then the mulch cover and the seed may be incorporated into one operation.

Subsection **620.03 Construction Requirements (d)** is hereby deleted and the following substituted therefore:

(d) Mulch Cover. If a Mulch Cover system listed on the Department's Qualified Products List (QPL) is used then refer to the application rate listed in the QPL otherwise the mulch cover shall be applied at the rate of 4000 pounds per acre (4500 kg/ha). If the mulch cover and seed are not incorporated into one operation then apply the mulch cover immediately after seeding and spread the mulch cover uniformly over the entire area by approved power mulching equipment. When approved by the Engineer, the Contractor may use hand methods to apply mulch cover to small or inaccessible areas. If the Contractor so elects, an approved mulching machine may be used, whereby the application of mulch cover and tackifier may be combined into one operation. If this method is used, no change in application rates will be allowed. In its final position, the anchored mulch shall be loose enough to allow air to circulate, but compact enough to partially shade the ground and reduce the impact of rainfall on the surface of the soil. Care shall be taken to prevent tackifier materials from discoloring or marking structures, pavements, utilities, or other plant growth. Removal of any objectionable discoloration shall be at no cost to the Department.

**ARKANSAS DEPARTMENT OF TRANSPORTATION
SUPPLEMENTAL SPECIFICATION**

Mulch Cover

The first paragraph of subsection **620.03 Construction Requirements (e)** is hereby deleted and the following substituted therefore:

(e) Mulch Anchoring. If a mulch cover system is selected from the Department's Qualified Products List (QPL) then no additional anchoring is needed. If a mulch cover system is not used then immediately following or during the application of mulch cover on seeded areas, the mulch shall be anchored by one of the following methods.

ARKANSAS DEPARTMENT OF TRANSPORTATION**SUPPLEMENTAL SPECIFICATION****GENERAL REQUIREMENTS FOR SIGNS**

Section 723 of the Standard Specifications for Highway Construction, Edition of 2014, is hereby amended as follows:

Subsection 723.02(b) is hereby deleted and the following is substituted therefor:

(b) Sign Panels. Standard signs shall consist of a single sheet of aluminum alloy (ASTM B 209, Alloy 5052 H38) without stiffeners on the back. Minimum sign blank thickness shall be 0.080" (2.0 mm) for a sign size of 9 square feet (0.84 sq m) or less or 0.100" (2.5 mm) for a sign size greater than 9 square feet (0.84 sq m). Sign blanks shall be flat and straight and within commercial tolerances established by the aluminum industry.

Guide signs shall be fabricated using one piece extruded panels fabricated of aluminum alloy (ASTM B221, Alloy 6063 T6).

Extruded panel signs shall consist of sign panels; stringers or horizontal supporting members; necessary fasteners for assembling the units; reflective materials; letters; numerals; symbols; and border. All extrusions and fasteners shall be applied without causing objectionable projections on the sign face.

The one piece extruded aluminum panels shall be a minimum of 12" (300 mm) in width except one 6" (150 mm) panel may be used per sign face when necessary to construct the sign as shown on the plans.

All extruded panels shall be bolted together at every other hole (every 24" [610 mm]) with the faces and ends in alignment.

Single sheet and extruded panels to which reflective sheeting is to be applied shall be conversion coated as specified in ASTM B449 or ASTM B921 per the sheeting manufacturer's recommendations.

All fabrication, including cutting and punching of holes, excluding holes for demountable letters, numerals, symbols, and borders, shall be completed before conversion coating.

Sign panels shall be free of buckles, warp, dents, cockles, burrs, and defects resulting from fabrication. The surface of all sign panels shall be flat.

The Contractor shall submit a Certified Test Report to the Engineer covering the sign panels.

The first paragraph of **Subsection 723.02(c)** is hereby deleted and the following is substituted therefor:

ARKANSAS DEPARTMENT OF TRANSPORTATION**SUPPLEMENTAL SPECIFICATION****GENERAL REQUIREMENTS FOR SIGNS**

(c) Retroreflective Sheeting. The retroreflective sheeting for signs shall comply with ASTM D4956 for Type III, IV, VIII, or IX retroreflective sheeting, except that Type IX retroreflective sheeting shall be used on all W1-6, W1-8, and OM-3 signs. ASTM D4956 Type XI sheeting shall be used on all R5-1 and R5-1a signs. All retroreflective sheeting shall have either Class 1 or Class 2 backing.

Subsection 723.02(d) is hereby deleted and the following is substituted therefor:

(d) Legend. All legend, which includes letters, numerals, symbols, arrows, and border, shall have a regular outline, be clean cut and sharp, and shall have a continuous stroke and border without ragged or torn edges.

All legend on guide signs shall be of the size shown on the plans. Legend on standard signs shall comply with the latest revision of FHWA Standard Highway Signs.

The legend on freeway main lane guide signs shall be demountable. Unless otherwise specified, the legend on all other guide signs shall be manufactured using either direct application or acrylic overlay film. All other signs shall be manufactured using standard industry processes, including silk screening, acrylic overlay film, and digital printing. Digitally printed signs shall be overlaid with a clear UV film per the sheeting manufacturer's recommendation.

All demountable legend shall be of the same manufacturer. The sign area outside the corner radius shall not be trimmed to match the border radius.

Frames for border strips, corners, shields, and legend shall be fabricated from 0.063" (1.6 mm) sheet aluminum complying with the requirements of ASTM B209, Alloy 5052-H38. Mounting holes shall be provided with the frames to permit the use of screws, bolts, rivets, or other fasteners of stainless steel, galvanized steel, or aluminum to fasten the frames to the sign face, subject to the condition that dissimilar metals shall be insulated to prevent corrosion.

The aluminum frames shall comply with Subsection 723.02(b).

All border material shall be secured from the same company that furnishes the cutout letters, numerals, etc. and shall be mounted in the same manner as the cutout letters.

Transparent colors, inks, paints, and films used in the sign manufacturing process shall be of the type and quality recommended by the manufacturer of the reflective sheeting and shall conform to red, blue, yellow, and green colors approved by the FHWA and shown in the MUTCD and FHWA Standard Highway Signs. The Contractor shall provide a sheeting manufacturer's full component system warranty, and shall provide certification that the materials used shall meet all MUTCD minimum requirements for retroreflectivity and contrast for the warranty period of the sheeting.

ARKANSAS DEPARTMENT OF TRANSPORTATION**SUPPLEMENTAL SPECIFICATION****CHANNEL POST SIGN SUPPORT**

Section 729 of the Standard Specifications for Highway Construction, Edition of 2014, is hereby amended as follows:

The following paragraph is added after the last paragraph of **Subsection 729.02 Materials**:

All posts used on the project, manufactured after December 31, 2019, shall comply with the requirements of the Manual for Assessing Safety Hardware (MASH). Such devices manufactured on or before December 31, 2019, and successfully tested to the requirements of National Cooperative Highway Research Program (NCHRP) Report 350 or the 2009 edition of MASH, may continue to be used throughout their normal service lives. The Contractor shall furnish a certification of such compliance from the manufacturer or supplier of all posts prior to using the devices on the project. The certification shall state the post meets the requirements of MASH, or in the case that the post was manufactured on or before December 31, 2019, the certification shall state the post meets the requirements of NCHRP 350 or MASH. The certification shall include a copy of the Federal Highway Administration's (FHWA) approval letter with all attachments for each device. Devices shall be fabricated and installed in accordance with the plans and with the crash testing documentation provided in the FHWA approval letter, which is available at:

http://safety.fhwa.dot.gov/roadway_dept/policy_guide/road_hardware/.

ARKANSAS DEPARTMENT OF TRANSPORTATION
SUPPLEMENTAL SPECIFICATION
CONCRETE FOR STRUCTURES

Division 800 of the Standard Specifications for Highway Construction, Edition of 2014, is hereby amended as follows:

The first and second paragraph of **Subsection 802.02(a), Cement**, are hereby deleted and the following substituted therefor:

(a) Cement. Portland cement, blended cement, fly ash, and slag cement shall be from sources that are listed on the Department's Qualified Products List (QPL) in Division 500 and that have executed a certification agreement with the Department.

The first and second sentence of the third paragraph of **Subsection 802.02(a), Cement**, are hereby deleted and the following substituted therefor:

The total alkalis in the Portland or blended cement ($\text{Na}_2\text{O} + 0.658 \text{K}_2\text{O}$) shall not exceed 0.60%. The total alkalis in the cementitious material shall not exceed 5 lbs./cu yd (2.4 kg/cu m).

The sixth paragraph of **Subsection 802.02(b), Fine Aggregate**, is hereby deleted.

The sixth paragraph of **Subsection 802.02(c), Coarse Aggregate**, is hereby deleted.

Subsection 802.02(e), Admixtures, is hereby deleted and the following substituted therefor:

(e) Admixtures. Admixtures shall be from sources that are listed on the Department's QPL in Division 500. Admixtures will be reviewed and approved during the mix design submittal. Admixtures shall be compatible with each other, as advised by the manufacturer. The admixture dosage rate range as recommended by the manufacturer shall be used. Should the dosage rate for any admixture not yield desirable characteristics in the concrete, the dosage of admixture used shall be based on test results obtained by trial batches.

Admixtures shall be added to the mixing water by means of a mechanical dispenser that will accurately meter the additive throughout the mix water cycle. The dispenser shall be constructed and connected so that the amount of admixture entering the mixing water can be readily determined.

Subsection 802.05(b), Mix Design by the Contractor, is hereby deleted and the following substituted therefor:

(b) Mix Design by the Contractor. The proportions to be used in the mix for each class shall be determined by the Contractor using the absolute volume method. The Contractor may use the procedure provided in the ACI Standard 211.1 or Portland Cement Association "Design and Control of Concrete Mixtures", modified to comply with the minimum compressive strength and maximum water/cement ratio specified for the class of concrete. A minimum of 15 business days prior to the start of production of the concrete mixture, the Contractor shall submit test results and/or certifications for all materials and detailed mix design data to the Engineer of Materials for review and approval. The ARDOT Concrete Mix Design Submittal form is available for download on the Materials Division website and shall be used. The Department will assign a Mix Design ID, and it shall be included on the delivery ticket.

ARKANSAS DEPARTMENT OF TRANSPORTATION
SUPPLEMENTAL SPECIFICATION
CONCRETE FOR STRUCTURES

The Contractor will submit slump ranges during the mix design process. The Engineer of Materials will determine the allowable tolerances for slump during review of the mix design. The mixed concrete shall have a uniform consistency with a slump, as determined by AASHTO T 119, not exceeding the tolerances as listed on the mix design.

Acceptance of the mix design by the Engineer will be based on apparent conformity to the requirements shown in Table 802-1 and listed herein. If the mix design fails to produce acceptable results or if there is a change in the aggregates, fly ash, or cement being used, a new mix design will be required. It shall remain the Contractor's responsibility during production to produce concrete conforming to the mix design and the minimum acceptance criteria specified. When requested by the Engineer, the Contractor shall submit samples of all materials for verification testing. Production shall not begin until the mix design is accepted by the Engineer.

A mix design submitted for acceptance need not be prepared specifically for this project but may be a previously accepted design that uses the same materials and meets the same design criteria.

Mix designs accepted under this section will become the property of the Department and may be accepted for use on other projects, by other contractors, or by the Department.

In **Table 802-1**, Slump Range for all classes of concrete are hereby deleted.

The first paragraph of **Subsection 802.05(d), Fly Ash**, is hereby deleted and the following substituted therefor:

Fly ash may be used as a partial replacement for Portland or blended cement, not exceeding 25% by weight. Substitution shall be made at the rate of one pound (kilogram) of fly ash for each pound (kilogram) of cement replaced, in all classes of concrete except Class B. Substitution shall be made at the rate of one pound (kilogram) of fly ash for each pound (kilogram) of cement replaced. The water/cement ratio shall be calculated using the total weight of both cement and fly ash. Fly ash in Class B concrete shall meet the requirements specified in Subsection 802.05(c) and listed herein. Mixtures with fly ash shall meet the same requirements as mixtures without fly ash. Fly ash will not be allowed as a substitute in high early strength mixes. When fly ash is used, the total weight of both cement and fly ash will be used in design calculations.

DATE REVISED	DATE REVISION	DISTRICT	STATE	JOB NO.	SHEET	TOTAL SHEETS
01-2020		6	ARK.	020853	1	9
YANCOPIN RD. SURFACING (DESHA CO.) (S)						

ARKANSAS DEPARTMENT OF TRANSPORTATION
CONSTRUCTION PLANS FOR STATE HIGHWAY

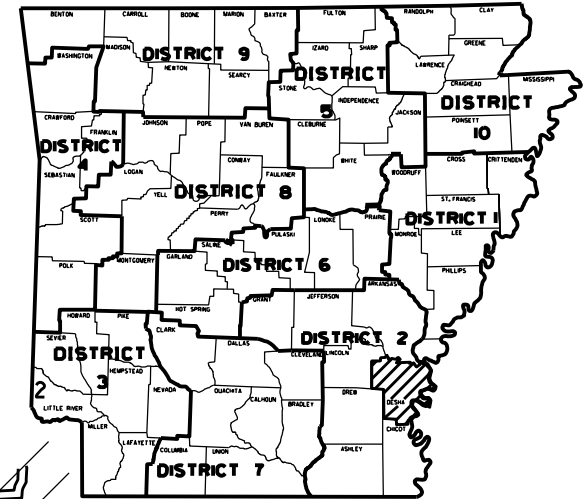
**YANCOPIN RD. SURFACING
(DESHA CO.) (S)**

DESHA COUNTY

CO. RD. 41

JOB 020853

FED. AID PROJ. 9990

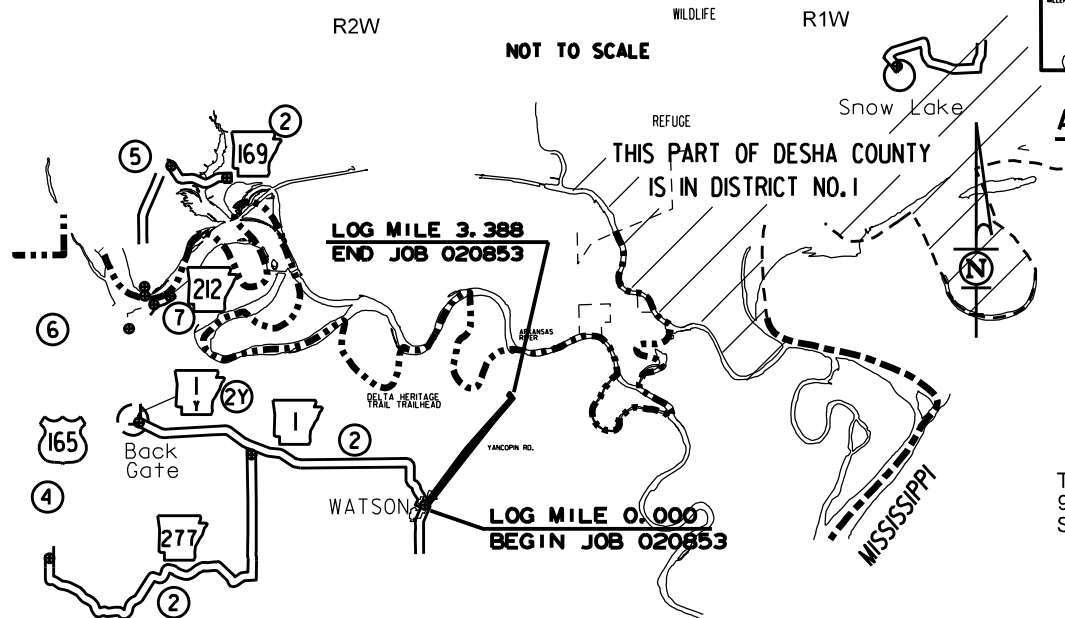


R2W

WILDLIFE

R1W

NOT TO SCALE



ARK. HWY. DIST. NO. 2

APPROVED



Digitally signed by Hoggard, Andrew W.
DN: cn=Hoggard, Andrew W., o=ArkDOT, ou=ArkDOT, dc=arldot, c=us
Date: 2020.06.23 08:51:16-0500

DISTRICT ENGINEER

MID POINT OF PROJECT
LATITUDE = N 33° 55' 13"
LONGITUDE = W 91° 14' 08"

	GROSS LENGTH OF PROJECT	17888.64	FEET	OR	3.388	MILES
NET	ROADWAY	17888.64			3.388	
NET	BRIDGES	0.00			0.000	
NET	PROJECT	17888.64			3.388	

INDEX OF SHEETS

SHEET NO.	TITLE
1	TITLE SHEET
2	INDEX OF SHEETS, STANDARD DRAWINGS, AND GOVERNING SPECIFICATIONS
3	GENERAL NOTES
4 - 5	TYPICAL SECTIONS OF IMPROVEMENT
6 - 8	QUANTITIES
9	SUMMARY OF QUANTITIES AND REVISIONS

ROADWAY STANDARD DRAWINGS

DR-3	DETAILS OF DRIVEWAYS & STREET TURNOUTS (PAVEMENT PRESERVATION)	04-13-23
FES-1	FLARED END SECTION	10-18-96
FES-2	FLARED END SECTION	10-18-96
PCC-1	CONCRETE PIPE CULVERT FLL HEIGHTS & BEDDING	02-27-14
PM-1	PAVEMENT MARKING DETAILS	04-09-26
SHS-1	STANDARD HIGHWAY SIGNS AND SUPPORTS ASSEMBLIES	09-12-13
SHS-2	U-CHANNEL POST ASSEMBLIES	07-25-19
TC-1	STANDARD TRAFFIC CONTROLS FOR HIGHWAY CONSTRUCTION	08-14-25
TC-2	STANDARD TRAFFIC CONTROLS FOR HIGHWAY CONSTRUCTION	08-14-25
TC-3	STANDARD TRAFFIC CONTROLS FOR HIGHWAY CONSTRUCTION	08-14-25
TC-6	STANDARD TRAFFIC CONTROLS FOR HIGHWAY CONSTRUCTION	04-09-26

GOVERNING SPECIFICATIONS

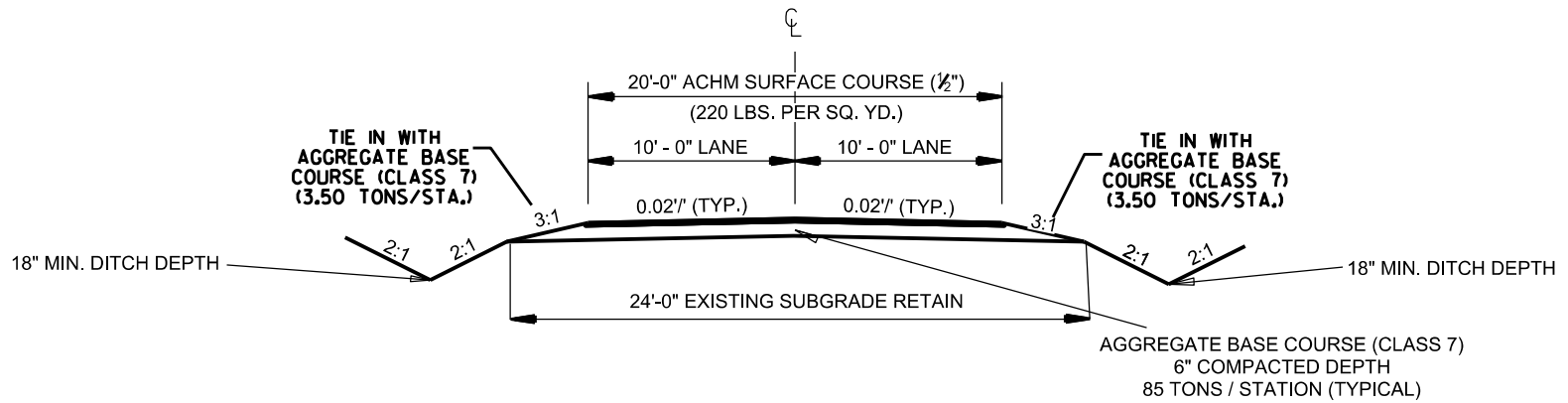
ARKANSAS STATE HIGHWAY COMMISSION STANDARD SPECIFICATIONS FOR HIGHWAY
CONSTRUCTION, EDITION OF 2014, AND THE FOLLOWING SPECIAL PROVISIONS
AND SUPPLEMENTAL SPECIFICATIONS:

NUMBER	TITLE
ERRATA	ERRATA FOR THE BOOK OF STANDARD SPECIFICATIONS
100-3	CONTRACTOR'S LICENSE
100-4	DEPARTMENT NAME CHANGE
102-2	ISSUANCE OF PROPOSALS
102-3	PREQUALIFICATION OF BIDDERS
103-2	CONTACT INFORMATION FOR MOTORIST DAMAGE CLAIMS
105-4	MAINTENANCE DURING CONSTRUCTION
107-2	RESTRAINING CONDITIONS
108-1	LIQUIDATED DAMAGES
108-2	WORK ALLOWED PRIOR TO ISSUANCE OF WORK ORDER
108-3	WORK ORDER FOR FIXED COMPLETION DATE CONTRACTS
303-1	AGGREGATE BASE COURSE
306-1	QUALITY CONTROL AND ACCEPTANCE
400-1	TACK COATS
400-4	DESIGN AND QUALITY CONTROL OF ASPHALT MIXTURES
400-5	PERCENT AIR VOIDS FOR ACHM MIX DESIGNS
400-6	LIQUID ANTI-STRIP ADDITIVE
400-7	TRACKLESS TACK
404-3	DESIGN OF ASPHALT MIXTURES
409-2	ASPHALT LABORATORY FACILITY
410-1	CONSTRUCTION REQUIREMENTS AND ACCEPTANCE OF ASPHALT CONCRETE PLANT MIX COURSES
410-2	DEVICES FOR MEASURING DENSITY FOR ROLLING PATTERNS
410-4	EVALUATION OF ACHM SUBLLOT REPLACEMENT MATERIAL
416-1	RECYCLED ASPHALT PAVEMENT
603-1	LANE CLOSURE NOTIFICATION
604-1	RETROREFLECTIVE SHEETING FOR TRAFFIC CONTROL DEVICES IN CONSTRUCTION ZONES
604-3	TRAFFIC CONTROL DEVICES IN CONSTRUCTION ZONES (MASH)
604-4	CLASSIFICATION AND APPLICATION OF MARKINGS
620-1	CONCRETE FOR STRUCTURES
723-1	GENERAL REQUIREMENTS FOR SIGNS
729-1	CHANNEL POST SIGN SUPPORT
802-5	CONCRETE FOR STRUCTURES
JOB 020853	BIDDING REQUIREMENTS AND CONDITIONS
JOB 020853	DESIGN AND QUALITY CONTROL OF ASPHALT MIXTURES
JOB 020853	ELECTRONIC TICKETING SYSTEMS (E-TICKETING)
JOB 020853	LIQUIDATED DAMAGES PROCEDURE FOR BID LETTINGS
JOB 020853	MANDATORY ELECTRONIC CONTRACT
JOB 020853	MANDATORY ELECTRONIC DOCUMENT SUBMITTAL
JOB 020853	PRICE ADJUSTMENT FOR ASPHALT BINDER
JOB 020853	PRICE ADJUSTMENT FOR FUEL
JOB 020853	PRIME CONTRACTOR PERFORMANCE EVALUATION
JOB 020853	ROADWAY CONSTRUCTION CONTROL - PAVEMENT PRESERVATION
JOB 020853	SHORING FOR CULVERTS
JOB 020853	SUBMISSION OF ASPHALT CONCRETE HOT MIX ACCEPTANCE TEST RESULTS
JOB 020853	VENDOR REGISTRATION REQUIREMENT
JOB 020853	WARM MIX ASPHALT

GENERAL NOTES

1. THE CONTRACTOR SHALL BE RESPONSIBLE FOR MAINTAINING U. S. MAILBOXES WITHIN THE PROJECT LIMITS IN SUCH A MANNER THAT THE PUBLIC MAY RECEIVE CONTINUED MAIL SERVICE. PAYMENT WILL BE CONSIDERED INCLUDED IN THE PRICE BID FOR THE VARIOUS BID ITEMS.
2. ALL TREES THAT DO NOT DIRECTLY INTERFERE WITH THE PROPOSED CONSTRUCTION SHALL BE SPARED AS DIRECTED BY THE ENGINEER. CARE AND DISCRETION SHALL BE USED TO INSURE THAT ALL TREES NOT TO BE REMOVED SHALL BE HARMED AS LITTLE AS POSSIBLE DURING THE CONSTRUCTION OPERATIONS.
3. THE CONTRACTOR SHALL PROVIDE 2-WAY RADIO COMMUNICATIONS FOR FLAG PERSONS.
4. STRINGLINE WILL BE USED TO MAINTAIN A UNIFORM HORIZONTAL ALIGNMENT.
5. THE CONTRACTOR SHALL FURNISH AND MAINTAIN STD. W8-1 "BUMP" SIGNS (30" X 30") WITH BLACK LEGEND ON ORANGE BACKGROUND AT ALL TRANSVERSE JOINTS EXPOSED TO TRAFFIC.
6. THE CONTRACTOR SHALL FURNISH AND MAINTAIN STD. W8-11 "UNEVEN LANES" SIGNS (48" X 48") WITH BLACK LEGEND ON ORANGE BACKGROUND AT ALL LONGITUDINAL JOINTS DURING PAVING OPERATIONS.
7. AGGREGATE BASE COURSE OUTSIDE THE EXISTING SHOULDERS SHALL BE UNIFORMLY COMPACTED, STABLE, AND FREE OF SEGREGATION. THE DENSITY REQUIREMENTS OF SECTION 303 ARE HEREBY WAIVED.
8. THE EDGE LINES SHALL NOT BE PLACED ON THE FINISHED ASPHALT SURFACE UNTIL AFTER ALL WORK ADJACENT TO THE PAVEMENT EDGE, INCLUDING SPREADING, COMPACTING AND ETC. IS COMPLETED IN ORDER TO AVOID DAMAGING THE EDGE LINES.

NOTE: DETAILS MAY BE MODIFIED TO MEET LOCAL
CONDITIONS AS DIRECTED BY THE ENGINEER.



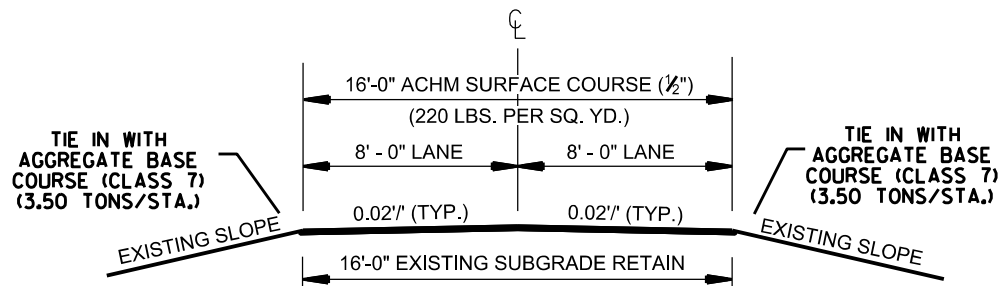
2 LANE SURFACE

L.M. 0.020 - L.M. 3.381

L.M. 0.000 - 0.020 TRANSITION

LOCATION AND APPLICATION RATES
ARE AT THE DIRECTION OF THE
ENGINEER. SEE QUANTITY SHEET
FOR ESTIMATED AMOUNTS.

NOTE: DETAILS MAY BE MODIFIED TO MEET LOCAL
CONDITIONS AS DIRECTED BY THE ENGINEER.



2 LANE SURFACE

L.M. 3.385 - L.M. 3.388

L.M. 3.381 - L.M. 3.385 INTERSECTION

LOCATION AND APPLICATION RATES
ARE AT THE DIRECTION OF THE
ENGINEER. SEE QUANTITY SHEET
FOR ESTIMATED AMOUNTS.

CONSTRUCTION PAVEMENT MARKINGS AND PERMANENT PAVEMENT MARKINGS

DESCRIPTION	CONSTRUCTION PAVEMENT MARKINGS	REFLECTORIZED PAINT PAVEMENT MARKING	
		4"	
	LIN. FT.	WHITE	YELLOW
CONSTRUCTION PAVEMENT MARKINGS	35904		
REFLECTORIZED PAINT PAVEMENT MARKING WHITE (4")		35904	
REFLECTORIZED PAINT PAVEMENT MARKING YELLOW (4")			35904
TOTALS:	35904	35904	35904

NOTE: THIS IS A LOW TRAFFIC VOLUME ROAD AS DEFINED IN SECTION 604.03, STANDARD SPECIFICATIONS FOR HIGHWAY CONSTRUCTION.

NOTE: THE 4" YELLOW STRIPING QUANTITY HAS BEEN ESTIMATED BASED ON A DOUBLE YELLOW CENTERLINE STRIPE FOR THE ENTIRE PROJECT. THE PROJECT MUST BE MARKED FOR PASSING/NO PASSING ZONES PRIOR TO THE PLACEMENT OF ANY FINAL STRIPING. CONTACT THE MAINTENANCE DIVISION AFTER THE FINAL LIFT OF SURFACE COURSE HAS BEEN PLACED TO SCHEDULE THE ZONING OF THE PROJECT.

SHAPING ROADWAY SECTION

LOCATION	SHAPING ROADWAY SECTION
	STATION
MAIN LANES	181
TOTAL:	181

NOTE: MATERIAL OBTAINED FROM SHAPING THE DITCHES AND SLOPES SHALL BE HAULED OFF THE PROJECT AND NOT SPREAD OVER THE EXISTING ROADWAY.

NOTE: PRIMARY INTENT OF THIS ITEM IS FOR IT TO BE USED TO ESTABLISH POSITIVE DRAINAGE ON RIGHT SIDE OF THE PROJECT (BIKE TRAIL SIDE) AND TO SHAPE EXISTING ROADWAY TO CROSS SLOPES SHOWN IN THE PLANS.

NOTE: BLEEDERS IN THE DITCHLINE SHALL BE CUT A MINIMUM OF EVERY 500' ON THE RIGHT SIDE OF THE PROJECT (BIKE TRAIL SIDE) AND AT EVERY LOW POINT IN THE DITCH LINE.

CLEARING AND GRUBBING

LOG MILE	LOG MILE	LOCATION	CLEARING	GRUBBING
			STATION	
3.238	3.258	MAIN LANES	1	1
TOTALS:			1	1

ADVANCE WARNING SIGNS AND DEVICES

SIGN NUMBER	DESCRIPTION	SIGN SIZE	TOTAL SIGNS REQUIRED	
			NO.	SQ. FT.
W20-1	ROAD WORK 1500 FT.	48"x48"	3	48.0
W20-1	ROAD WORK 1000 FT.	48"x48"	3	48.0
W20-1	ROAD WORK 500 FT.	48"x48"	3	48.0
W20-1	ROAD WORK AHEAD	48"x48"	3	48.0
G20-2	END ROAD WORK	48"x24"	2	16.0
G20-1	ROAD WORK NEXT xx MILES	60"x24"	2	20.0
R4-1	DO NOT PASS	24"x30"	12	60.0
R2-6aP	FINES DOUBLE WHEN WORKERS ARE PRESENT	48"x36"	2	24.0
W-24	STATE LAW NO HAND-HELD PHONE USED BY DRIVER WORK ZONE	36"x54"	2	27.0
TOTAL:			339.0	

NOTE: THIS IS A LOW TRAFFIC VOLUME ROAD AS DEFINED IN SECTION 604.03, STANDARD SPECIFICATIONS FOR HIGHWAY CONSTRUCTION.

* QUANTITY ESTIMATED.
SEE SECTION 104.03 OF THE STD. SPECS.
TO BE USED IF AND WHERE DIRECTED BY THE ENGINEER.

REMOVAL AND DISPOSAL OF ITEMS

LOG MILE	LOG MILE	LOCATION	PIPE CULVERT
			EACH
3.248	3.248	MAIN LANES	1
TOTAL:			1

STANDARD HIGHWAY SIGNS AND SUPPORT ASSEMBLIES

LOG MILE	SIDE	STANDARD SIGN NUMBER						SUPPORT ASSEMBLIES	STANDARD DRAWING NUMBER
		R1-1		OM-3L		OM-3R		TYPE C	
		NO.	SQ. FT.	NO.	SQ. FT.	NO.	SQ. FT.	EACH	
0.248	LT.			1	3.00			1	SHS 1&2
0.248	RT.					1	3.00	1	SHS 1&2
0.248	LT.			1	3.00			1	SHS 1&2
0.248	RT.					1	3.00	1	SHS 1&2
1.648	LT.			1	3.00			1	SHS 1&2
1.648	RT.					1	3.00	1	SHS 1&2
1.648	LT.			1	3.00			1	SHS 1&2
1.648	RT.					1	3.00	1	SHS 1&2
3.348	LT.	1	4.87					1	SHS 1&2
TOTALS:		1	4.87	4	12.00	4	12.00	9	

NOTE: ALL STANDARD SIGN BLANKS TO BE 0.08" THICK. REFER TO STANDARD DRAWING SHS - 2 FOR CHANNEL POST SPLICING DETAILS.

NOTE: OM - 3 SIGNS TO PLACED AT EACH CORNER OF BRIDGE OR CULVERT

STRUCTURES

LOG MILE	DESCRIPTION	REINFORCED CONCRETE PIPE CULVERT	FLARED END SECTIONS FOR R.C. PIPE CULVERTS	SOLID SODDING	WATER	STD. DWG. NOS.
		(CLASS III)	18"			
		18"	18"	SQ.YD.	M.GAL.	
		LIN. FT.	EACH			
3.248	18" R.C. CULVERT	36	2	10	0.13	PCC-1, FES-1, & FES-2
TOTALS:		36	2	10	0.13	

BASIS OF ESTIMATE:
WATER.....12.6 GAL. / SQ. YD. OF SOLID SODDING

NOTE: FOR R.C. PIPE CULVERT INSTALLATIONS USE TYPE 1 OR TYPE 2 BEDDING UNLESS OTHERWISE SPECIFIED.

SELECTED PIPE BEDDING AND BACKFILL

LOCATION	SELECTED PIPE BEDDING	SELECTED PIPE BACKFILL
	CU.YD.	CU.YD.
ENTIRE PROJECT TO BE USED F AND WHERE DIRECTED BY THE ENGINEER	30	10
TOTALS:	30	10

NOTE: QUANTITY ESTIMATED.
SEE SECTION 104.03 OF THE STD. SPECS.

EROSION CONTROL

LOG MILE	LOG MILE	LOCATION	PERMANENT EROSION CONTROL					TEMPORARY EROSION CONTROL			
			SEEDING	LIME	MULCH COVER	WATER	SECOND SEEDING APPLICATION	TEMPORARY SEEDING	MULCH COVER	WATER	SAND BAG DITCH CHECKS (E-5)
			ACRE	TON	ACRE	M.GAL.	ACRE	ACRE	ACRE	M.GAL.	BAG
*ENTIRE PROJECT TO BE USED IF AND WHERE DIRECTED BY THE ENGINEER.			3.00	6.00	3.00	306.0	3.00	3.00	3.00	61.2	800
TOTALS:			3.00	6.00	3.00	306.0	3.00	3.00	3.00	61.2	800

*QUANTITIES ESTIMATED.
SEE SECTION 104.03 OF THE STD. SPECS.

BASE AND SURFACING

LOG MILE	LOG MILE	LOCATION	LENGTH	AGGREGATE BASE COURSE (CLASS 7)			TACK COAT				ACHM SURFACE COURSE (1/2")			
				TON / STATION	TON	AVG. WID. FEET	SQ.YD.	GALLONS / SQ.YD.	GALLON	AVG. WID. FEET	SQ.YD.	POUND / SQ.YD.	PG 64-22 TON	
														FEET
MAIN LANES														
0.000	0.020	MAIN LANES - TRANSITION	100.00	3.00	3.00	24.00	266.67	0.17	45.33	24.00	266.67	220.00	29.33	
0.020	3.381	MAIN LANES	17746.08	85.00	15259.20					20.00	39893.33	220.00	4388.27	
3.381	3.385	INTERSECTION	52.80	VAR.	121.00					VAR.	370.00	220.00	40.70	
3.385	3.388	MAIN LANES	158.40	7.00	11.09					16.00	281.60	220.00	30.98	
ENTIRE PROJECT		DRIVEWAYS	VAR.	VAR.	43.50					8.00	266.67	220.00	29.33	
TOTALS:					15437.79		266.67		45.33		41078.27		4518.61	

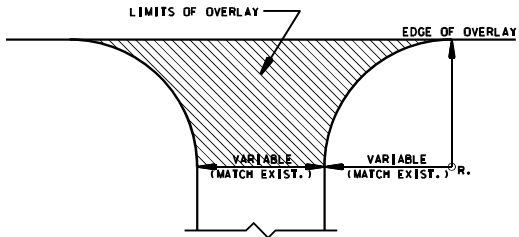
BASIS OF ESTIMATE:
ACHM SURFACE COURSE (1/2").....94.1% MIN. AGGR.....5.9% ASPHALT BINDER
TACK COAT QUANTITIES WERE CALCULATED USING THE EMULSIFIED ASPHALT RATES. REFER TO SS-40C-1 FOR THE RESIDUAL ASPHALT APPLICATION RATES.

SUMMARY OF QUANTITIES

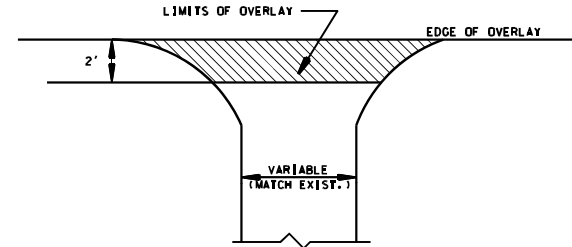
ITEM NUMBER	ITEM	QUANTITY	UNIT
201	CLEARING	1	STATION
201	GRUBBING	1	STATION
202	REMOVAL AND DISPOSAL OF PIPE CULVERTS	1	EACH
SP & 213	SHAPING ROADWAY SECTION	181	STATION
SP, SS, & 303	AGGREGATE BASE COURSE (CLASS 7)	15438	TON
SS & 401	TACK COAT	45	GAL.
SP, SS, & 407	MINERAL AGGREGATE IN ACHM SURFACE COURSE (1/2")	4252	TON
SP, SS, & 407	ASPHALT BINDER (PG 64-22) IN ACHM SURFACE COURSE (1/2")	267	TON
601	MOBILIZATION	1.00	LUMP SUM
SS & 603	MAINTENANCE OF TRAFFIC	1.00	LUMP SUM
SS & 604	SIGNS	339	SQ. FT.
604	CONSTRUCTION PAVEMENT MARKINGS	35904	LIN. FT.
SS & 606	18" REINFORCED CONCRETE PIPE CULVERTS (CLASS III)	36	LIN. FT.
SS & 606	18" FLARED END SECTIONS FOR REINFORCED CONCRETE PIPE CULVERTS	2	EACH
SS & 606	SELECTED PIPE BEDDING	30	CU. YD.
SS & 606	SELECTED PIPE BACKFILL	10	CU. YD.
620	LIME	6	TON
620	SEEDING	3.00	ACRE
SS & 620	MULCH COVER	6.00	ACRE
620	WATER	367.3	M. GAL.
621	TEMPORARY SEEDING	3.00	ACRE
621	SAND BAG DITCH CHECKS	800	BAG
623	SECOND SEEDING APPLICATION	3.00	ACRE
624	SOLID SODDING	10	SQ. YD.
SP & 635	ROADWAY CONSTRUCTION CONTROL	1.00	LUMP SUM
718	REFLECTORIZED PAINT PAVEMENT MARKING WHITE (4")	35904	LIN. FT.
718	REFLECTORIZED PAINT PAVEMENT MARKING YELLOW (4")	35904	LIN. FT.
SS & 726	STANDARD SIGN	29	SQ. FT.
SS & 729	CHANNEL POST SIGN SUPPORT (TYPE C)	9	EACH

REVISIONS

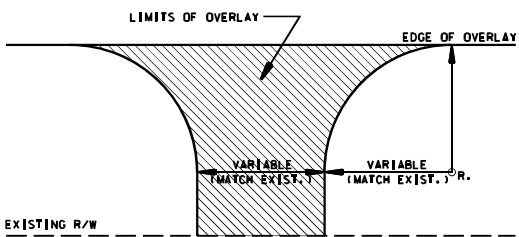
DATE	REVISION	SHEET NUMBER
6/1/2026	REVISED COUNTY HATCHING ON DISTRICT MAP	1 & 9



DETAIL FOR STATE HIGHWAY TURNOUTS
(PAVEMENT PRESERVATION)



DETAIL FOR DRIVEWAY TURNOUTS
(PAVEMENT PRESERVATION)



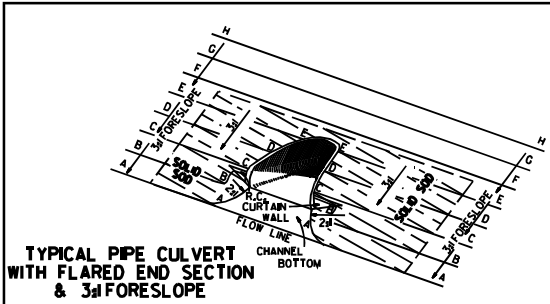
DETAIL FOR CITY STREET
AND COUNTY ROAD TURNOUTS
(PAVEMENT PRESERVATION)

NOTES:

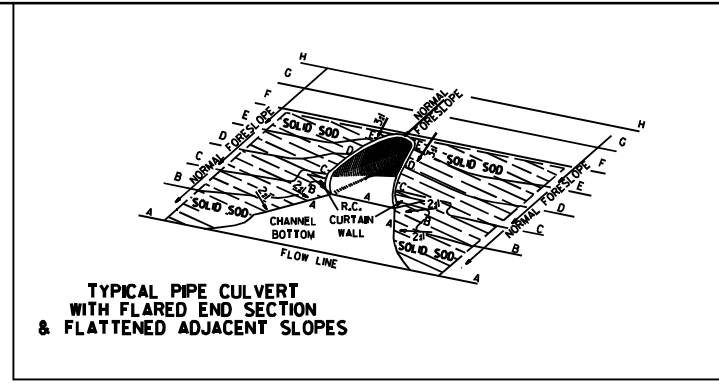
1. TURNOUTS AND PRIVATE DRIVES SHALL BE MODIFIED WHERE NECESSARY TO MEET LOCAL CONDITIONS AS DIRECTED BY THE ENGINEER.
2. NORMAL ACHM SURFACE COURSE (1/2") (220 LBS PER SQ. YD.) SHALL BE USED ON DRIVEWAYS AND TURNOUTS UNLESS SHOWN OTHERWISE IN THE PLANS.
3. STATE HIGHWAY TURNOUTS SHALL BE PAVED TO THE BACK OF THE RADIUS.
4. CITY STREET AND COUNTY ROAD TURNOUTS SHALL BE PAVED TO THE RIGHT-OF-WAY LIMITS.

4-13-23		REVISED PAVING AT TURNOUTS
5-15-22		ISSUED
DATE REV	DATE FILMED	DESCRIPTION

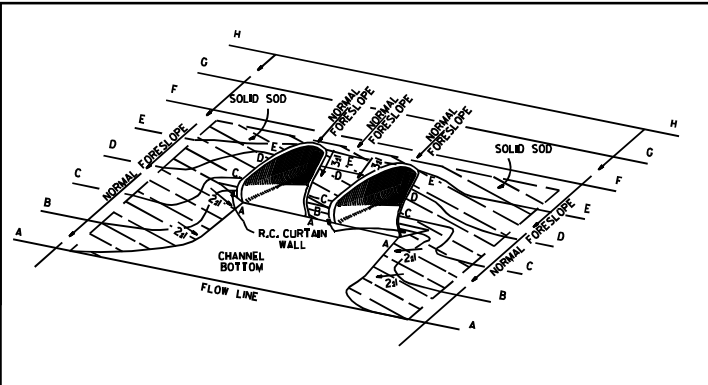
ARKANSAS STATE HIGHWAY COMMISSION
 DETAILS OF DRIVEWAYS & STREET
 TURNOUTS (PAVEMENT PRESERVATION)
 STANDARD DRAWING DR-3



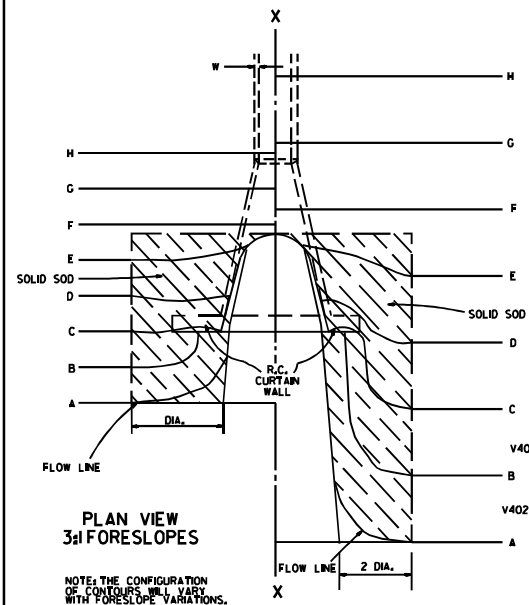
TYPICAL PIPE CULVERT WITH FLARED END SECTION & 3:1 FORESLOPE



TYPICAL PIPE CULVERT WITH FLARED END SECTION & FLATTENED ADJACENT SLOPES



TYPICAL MULTIPLE PIPE CULVERT WITH FLARED END SECTIONS & FLATTENED ADJACENT SLOPES



PLAN VIEW 3:1 FORESLOPES

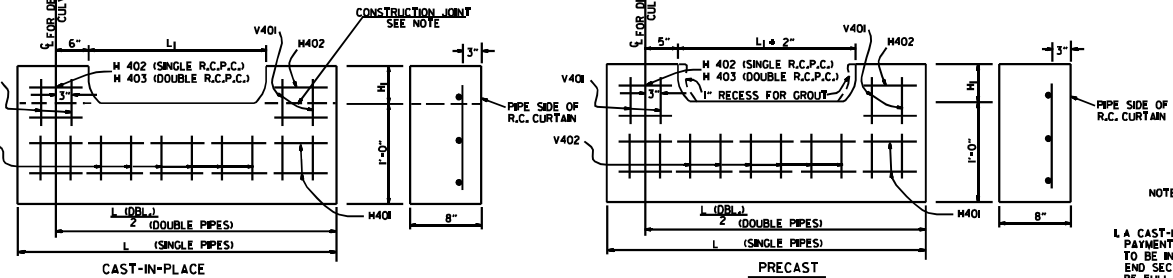
PLAN VIEW FLATTENED FORESLOPES

NOTE: THE CONFIGURATION OF CONTOURS WILL VARY WITH FORESLOPE VARIATIONS.

R.C. CURTAIN WALL DIMENSIONS & QUANTITIES

PIPE DIA.	H ₁	L ₁	L	L (DBL)	SINGLE R.C.P.C.		DOUBLE R.C.P.C.	
					CONC.	REINF. STEEL	CONC.	REINF. STEEL
					CU. YDS.	LBS.	CU. YDS.	LBS.
18"	11'-5"	3'-5"	8'-0"	6'-3"	0.31	27.7	0.45	39.5
24"	1'-0 1/2"	4'-6"	9'-6"	7'-6"	0.37	33.4	0.53	48.0
30"	1'-3 1/2"	5'-7"	11'-0"	9'-0"	0.45	39.0	0.67	59.0
36"	1'-7"	6'-8"	13'-0"	10'-6"	0.55	52.6	0.83	73.9
42"	2'-1 1/2"	7'-3"	15'-6"	12'-0"	0.82	77.1	1.00	100.7
48"	2'-5"	7'-10"	17'-0"	13'-0"	0.98	94.9	1.27	120.4
54"	2'-9 1/2"	8'-5"	18'-6"	14'-0"	1.16	116.8	1.47	143.7
60"	3'-4"	9'-0"	20'-6"	15'-6"	1.47	149.7	1.84	180.3
72"	4'-5"	10'-2"	25'-6"	18'-6"	2.31	232.6	2.73	270.0

NOTE: QUANTITIES SHOWN ARE FOR ONE (1) CURTAIN WALL.



R.C. CURTAIN WALL DETAILS

NOTE: THE PORTION OF THE R.C. CURTAIN WALL BENEATH THE FLARED END SECTION (LOWER 1'-0") SHALL BE PLACED MONOLITHICALLY. THE FLARED END SECTION SHALL THEN BE SET IN PLACE & THE REMAINING PORTIONS OF THE R.C. CURTAIN WALL PLACED.

NOTE: THE CAST CURTAIN WALL WILL BE SET AND BACKFILLED WITH COMPACTED MATERIAL. THE FLARED END SECTION SHALL THEN BE SET IN PLACE AND THE 1" RECESS FILLED WITH GROUT. WHERE "L" EXCEEDS 11' THE CURTAIN WALL MAY BE CAST IN TWO (2) OR MORE SECTIONS. THE METHOD OF JOINING THE SECTIONS FOR INSTALLATION SHALL BE APPROVED BY THE ENGINEER.

REINFORCING STEEL SCHEDULE

PIPE DIA.	SINGLE R.C. PIPE CULVERT				DOUBLE R.C. PIPE CULVERT													
	H401		V401		H402		V402											
	L	NO.	L	NO.	L	NO.	L	NO.										
18"	7'-8"	2	1'-11/2"	4	1'-7 1/2"	8	8"	8	12'-2"	2	1'-11/2"	4	8"	2	1'-7 1/2"	10	8"	14
24"	9'-2"	2	2'-2"	4	1'-8 1/2"	10	8"	9	14'-8"	2	2'-2"	4	8"	2	1'-8 1/2"	12	8"	18
30"	10'-8"	2	2'-4 1/2"	4	1'-8 1/2"	10	8"	12	17'-8"	2	2'-4 1/2"	4	8"	2	1'-8 1/2"	14	8"	22
36"	12'-8"	2	2'-10"	6	2'-3"	12	8"	14	20'-8"	2	2'-10"	6	8"	3	2'-3"	14	8"	28
42"	15'-2"	2	3'-9 1/2"	8	2'-9 1/2"	16	8"	15	23'-8"	2	3'-9 1/2"	8	8"	4	2'-9 1/2"	18	8"	30
48"	16'-8"	2	4'-3"	10	3'-1"	18	8"	16	26'-8"	2	4'-3"	10	8"	5	3'-1"	20	8"	32
54"	18'-2"	2	4'-8 1/2"	12	3'-5 1/2"	20	8"	17	27'-8"	2	4'-8 1/2"	12	8"	6	3'-5 1/2"	22	8"	34
60"	20'-2"	2	5'-5"	14	4'-0"	24	8"	18	30'-8"	2	5'-5"	14	8"	7	4'-0"	26	8"	36
72"	25'-2"	2	7'-4"	18	5'-1"	30	8"	20	36'-8"	2	7'-4"	18	8"	9	5'-1"	33	8"	40

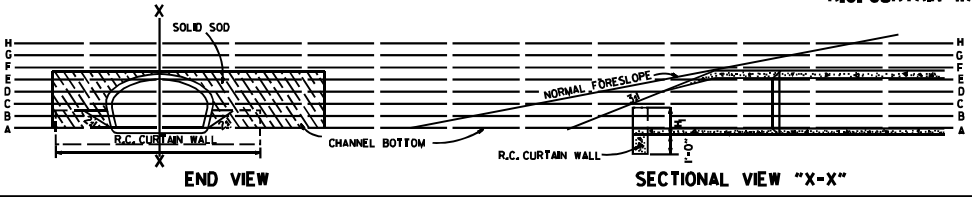
ALL REINFORCING STEEL #4 BARS @ 6" O.C.

SOLID SODDING

PIPE DIA.	SINGLE R.C.P.C.			DOUBLE R.C.P.C.		
	3#	4#	6#	3#	4#	6#
18"	5	12	12	6	8	13
24"	8	18	18	9	13	20
30"	13	28	29	14	19	30
36"	19	40	41	20	31	43
42"	24	52	54	26	39	54
48"	29	64	66	31	46	67
54"	35	77	79	37	53	78
60"	41	92	94	44	63	93
72"	64	144	146	67	95	149

NOTE: QUANTITIES SHOWN ABOVE ARE FOR ONE (1) END OF F.E.S.

- GENERAL NOTES
1. A CAST-IN-PLACE OR PRECAST CURTAIN WALL MAY BE USED. PAVEMENT FOR THE CURTAIN WALL SHALL BE CONSIDERED TO BE INCLUDED IN THE UNIT PRICE BID EACH FOR FLARED END SECTIONS OF THE SEVERAL SIZES, WHICH PRICE SHALL BE FULL COMPENSATION FOR FURNISHING ALL MATERIALS INCLUDING REINFORCING STEEL AND CONCRETE; FOR FORMS, MIXING AND PLACING; FOR EXCAVATION AND BACKFILL, AND FOR ALL LABOR, TOOLS, EQUIPMENT AND INCIDENTAL NECESSARY TO COMPLETE THE WORK.
 2. ALL EXPOSED EDGES SHALL BE CHAMFERED 3/4".
 3. CONCRETE FOR CURTAIN WALL SHALL MEET THE REQUIREMENTS FOR CLASS A OR S CONCRETE AS PROVIDED IN SECTION 802 OF THE STANDARD SPECIFICATIONS OR FOR PAVING CONCRETE AS PROVIDED IN SECTION 501 OF THE STANDARD SPECIFICATIONS.
 4. WELDED WIRE MESH 3 x 3 W/10 x W/10 MAY BE USED IN LIEU OF REINFORCING BARS.



END VIEW

SECTIONAL VIEW "X-X"

10-B-90 ADDED NOTE TO SOLID SODDING	ARKANSAS STATE HIGHWAY COMMISSION
10-12-90 CORRECTED SPELLING	
11-5-90 ADDED GENERAL NOTE NO. 4	
11-5-90 STREVEY CURTAIN WALL QUANTITY SCHEDULE & SOLID SOD QUANTITY	
11-5-90 HOLLOW PRECAST IN 2 OR MORE PIECES CHAMFER EDGES	
12-5-90 ADDED PRECAST WALL & GENERAL NOTES	
10-2-92 REVISOR AND REDRAWN	
DATE	REVISION
	FILED
FLARED END SECTION	
STANDARD DRAWING FES-1	

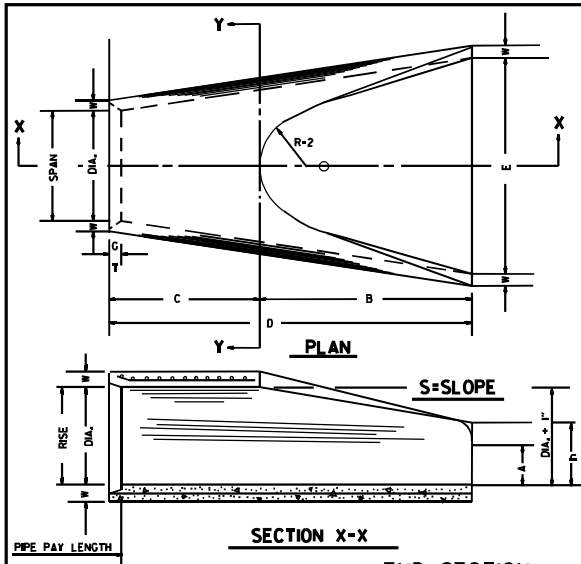


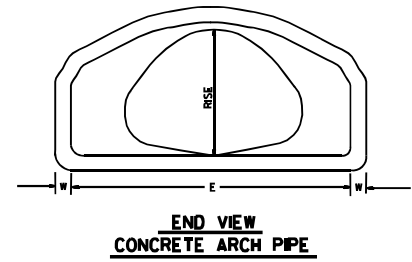
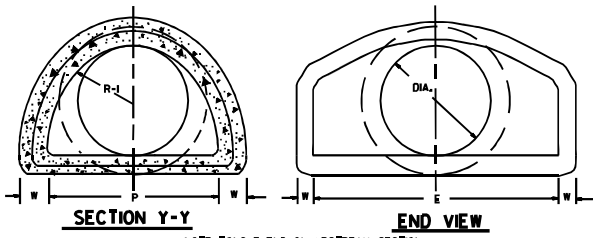
TABLE OF DIMENSIONS

DIA.	WALL	A	B	C	D	E	S	DIA. ± 1"	P	R-1	R-2	G-T	WT.	h
18"	2 1/2"	9"	2'-5"	3'-10"	6'-1"	3'-0"	3#	19"	29"	15 1/2"	12"	2"	1000	1'-0 1/2"
24"	3"	9 1/2"	3'-7 1/2"	2'-6"	6'-8 1/2"	4'-0"	3#	25"	33 1/2"	16 3/4"	14"	2 1/2"	1600	1'-3 1/2"
30"	3 1/2"	1'-0"	4'-6"	1'-7 1/2"	6'-1 1/2"	5'-0"	3#	31"	37"	18 1/2"	15"	3 1/2"	1940	1'-4 1/2"
36"	4"	1'-3"	5'-3"	2'-10 1/2"	8'-1 1/2"	6'-0"	3#	37"	41 1/2"	24 1/2"	20"	3 1/2"	400	1'-8"
42"	4 1/2"	1'-9"	5'-3"	2'-11"	8'-2"	6'-6"	3#	43"	53 1/2"	27 1/2"	22"	3 1/2"	5380	2'-2 1/2"
48"	5"	2'-0"	6'-0"	2'-2"	8'-2"	7'-0"	3#	49"	56 1/2"	28 1/2"	22"	3 1/2"	6550	2'-6"
54"	5 1/2"	2'-4"	6'-6"	1'-10"	8'-4"	7'-6"	3#	55"	65 1/2"	33 1/2"	24"	4"	8750	2'-10 1/2"
60"	6"	2'-10"	6'-6"	1'-10"	8'-4"	8'-0"	3#	61"	72 1/2"	36 1/2"	24"	4"	9270	3'-5"
72"	7"	3'-10"	6'-6"	1'-10"	8'-4"	9'-0"	3#	73"	77 1/2"	38 1/2"	24"	5"	13250	4'-6"

ARCH PIPE

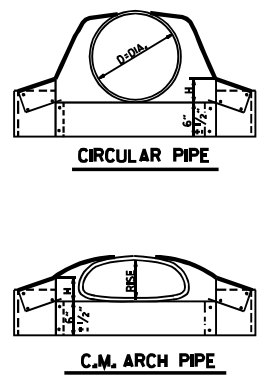
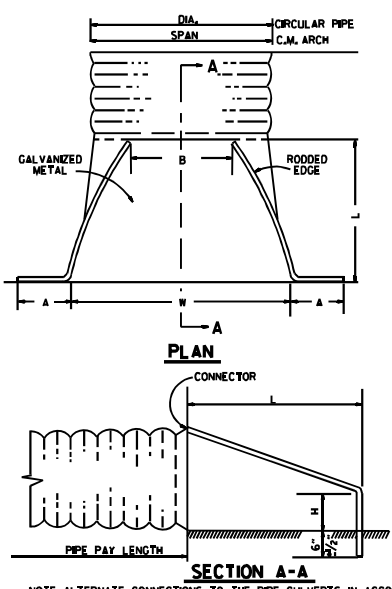
EQUIV. DIA.	SPAN		RISE		W	A	B	C	D	E	P	R2	G-T	S
	AASHTO M 206	NOMINAL	AASHTO M 206	NOMINAL										
15	15	15	15	15	2"	4"	2'-0"	4'-0"	6'-0"	3'-0"	29"	12"	1 1/2"	2 1/2"
18	22	22	13 1/2	14	2 1/2"	5"	2'-0"	4'-1"	6'-1"	3'-6"	32 1/2"	13"	2 1/2"	2 1/2"
21	26	26	15 1/2	16	2 3/4"	7"	2'-3"	3'-10"	6'-1"	4'-0"	34 1/2"	14"	2 1/2"	2 1/2"
24	28 1/2	29	18	18	3"	9"	2'-3"	3'-10"	6'-1"	5'-0"	36 1/2"	15"	2 1/2"	2 1/2"
30	36 1/4	36	22 1/2	23	3 1/2"	10"	3'-1"	3'-0 1/2"	6'-4 1/2"	6'-0"	47 1/2"	20"	3"	2 1/2"
36	43 1/4	44	26 1/2	27	4"	10 1/2"	4'-0"	2'-7 1/2"	6'-4 1/2"	6'-6"	54 1/2"	22"	3 1/2"	2 1/2"
42	50 1/4	51	30 1/2	31	4 1/2"	11 1/2"	4'-7"	1'-10 1/2"	6'-5 1/2"	7'-2"	59 1/2"	23"	3 1/2"	2 1/2"
48	58 1/2	59	36	36	5"	1'-3"	5'-3"	2'-10 1/2"	8'-1 1/2"	7'-10"	70 1/2"	24"	4 1/2"	2 1/2"
54	65	65	40	40	5 1/2"	1'-7"	5'-3"	2'-8"	8'-2"	8'-6"	72 1/2"	24"	4 1/2"	2 1/2"
60	73	73	45	45	6"	1'-10"	5'-6"	2'-8"	8'-2"	9'-0"	77 1/2"	24"	5"	2 1/2"

* THE MEASURED SPAN AND RISE SHALL NOT VARY MORE THAN ± 2 PER CENT FROM THE VALUES SPECIFIED BY AASHTO M 206.



END SECTION FOR REINFORCED CONCRETE PIPE CULVERTS

NOTE: TONGUE END ON UPSTREAM SECTION GROOVE END ON DOWNSTREAM SECTION



CIRCULAR PIPE

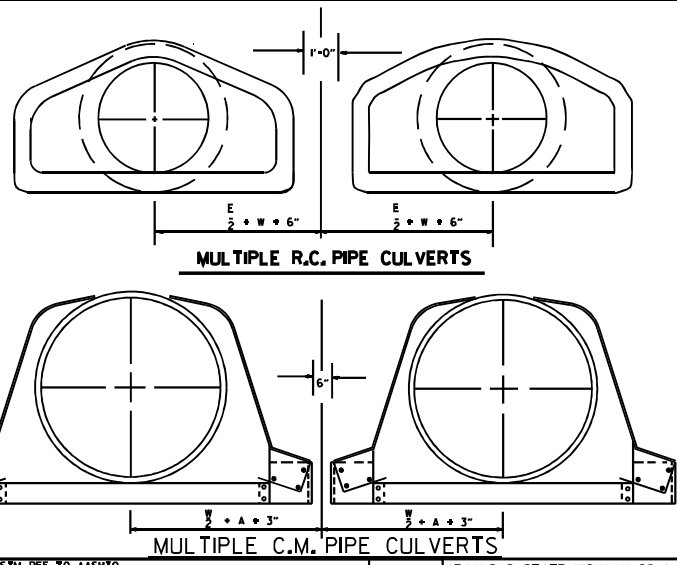
D. DIA.	GAUGE	A	B. MAX.	H	L	W	S
12	16	6	6	6	21	24	2 1/2"
15	16	7	8	6	26	30	2 1/2"
18	16	8	10	6	31	36	2 1/2"
21	16	9	12	6	36	42	2 1/2"
24	16	10	13	6	41	48	2 1/2"
30	14	12	16	8	51	60	2 1/2"
36	14	14	19	9	60	72	2 1/2"
42	12	16	22	11	69	84	2 1/2"
48	12	18	24	12	78	96	2 1/2"
54	12	18	30	12	84	102	2 1/2"
60	12	18	33	12	87	114	2 1/2"
66	12	18	36	12	87	120	1 1/2"
72	12	18	39	12	87	126	1 1/2"

C.M. ARCH PIPE

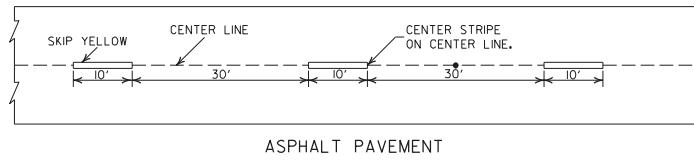
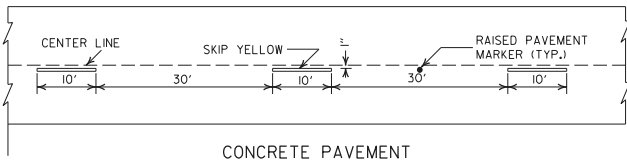
EQUIV. DIA.	SPAN	RISE	A	B	H	L	W	S	GAUGE
15"	17	13	7	9	6	19	30	2 1/2"	16
18"	21	15	7	10	6	23	36	2 1/2"	16
21"	24	18	8	12	6	28	42	2 1/2"	16
24"	28	20	9	14	6	32	48	2 1/2"	16
30"	35	24	10	18	6	39	60	2 1/2"	14
36"	42	29	12	18	8	46	75	2 1/2"	14
42"	49	33	13	21	9	53	85	2 1/2"	12
48"	57	38	18	26	12	63	90	2 1/2"	12
54"	64	43	18	30	12	70	102	2 1/2"	12
60"	71	47	18	33	12	77	114	2 1/2"	12

NOTE: ALTERNATE CONNECTIONS TO THE PIPE CULVERTS, IN ACCORDANCE WITH MANUFACTURER'S STANDARD PRACTICES, MAY BE MADE SUBJECT TO THE APPROVAL OF THE ENGINEER.

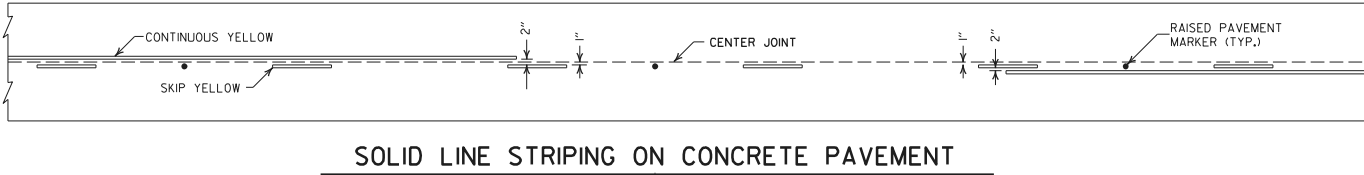
END SECTIONS FOR CORRUGATED METAL PIPE CULVERTS



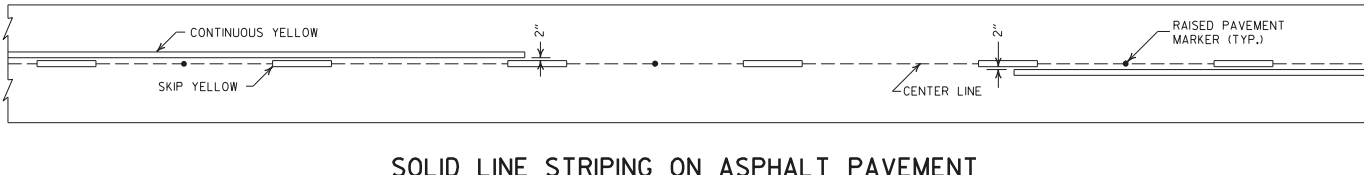
10-18-96	REVISED ASIM REF. TO AASHTO	664-5-18-80	ARKANSAS STATE HIGHWAY COMMISSION
5-15-80	REVISED DISTANCE BETWEEN MULTIPLE R.C.P. F.E.S.	752-7-14-78	
7-14-78	C.M. ARCH SIZES TO CONFORM WITH AASHTO SIZES	517-8-22-75	FLARED END SECTION
8-22-75	ADDED MULTIPLE PIPE CULVERTS	500-12-5-74	STANDARD DRAWING FES-2
12-5-74	REMOVED NOTE RE REINF. FOR R.C. F.E.S.	627-5-24-73	
5-24-73	CUP END SECTION, SHOW PIPE PAY LENGTH	160-10-22-72	
10-2-72	REVISED AND REDRAWN		
DATE	REVISION	FILMED	



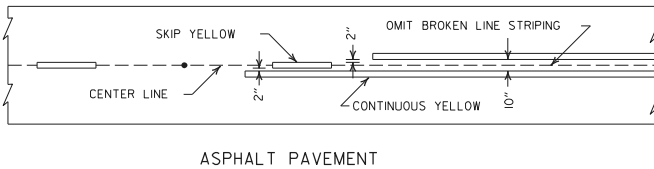
BROKEN LINE STRIPING



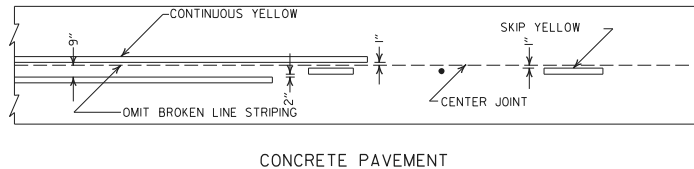
SOLID LINE STRIPING ON CONCRETE PAVEMENT



SOLID LINE STRIPING ON ASPHALT PAVEMENT



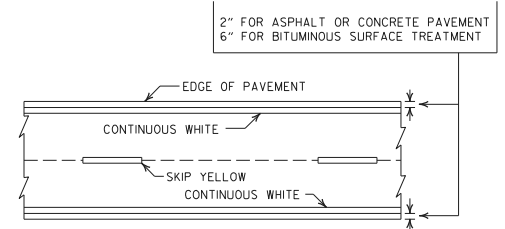
ASPHALT PAVEMENT



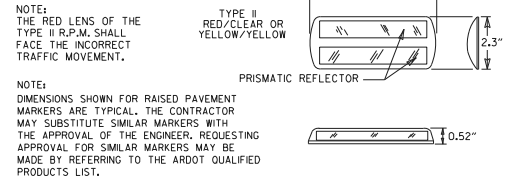
CONCRETE PAVEMENT

STRIPING AT ADJACENT NO PASSING LANES

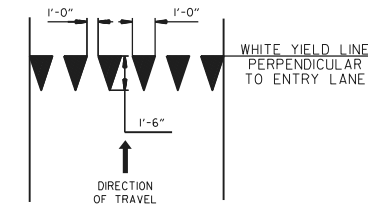
- NOTES:
1. REFER TO THE STRIPING DETAILS FOR PAVEMENT MARKING LINE WIDTHS.
 2. THIS DRAWING SHALL BE USED IN CONJUNCTION WITH THE LATEST REVISED ADDITION OF THE "MANUAL ON UNIFORM TRAFFIC CONTROL DEVICES."
 3. RAISED PAVEMENT MARKERS SHALL BE PLACED ON AN 80 FEET SPACING UNLESS OTHERWISE SHOWN IN THE PLANS.



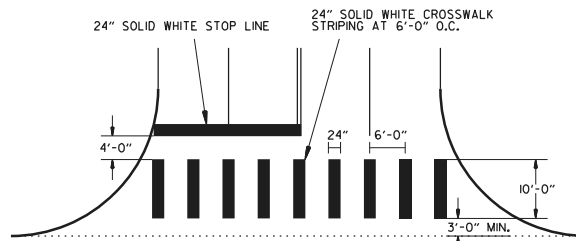
PAVEMENT EDGE LINE MARKING



DETAIL OF STANDARD RAISED PAVEMENT MARKERS



YIELD LINE DETAIL



CROSSWALK AND STOP LINE DETAILS














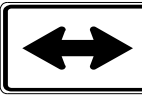
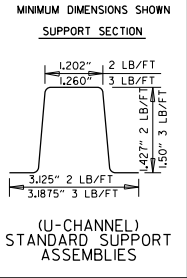
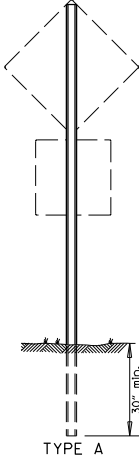























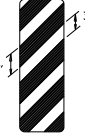
DATE	REV.	DESCRIPTION
04-09-26	01	REV. CROSSWALK & STOP LINE DETAILS
05-27-20	02	REV. YIELD LINE DETAILS
06-01-17	03	REV. YIELD LINE DETAIL
05-12-16	04	REVISED LINE WIDTHS, SPACING, & NOTES
09-12-13	05	REVISED DETAIL OF PAVEMENT MARKERS



ARKANSAS STATE HIGHWAY COMMISSION

PAVEMENT MARKING DETAILS

DATE EFFECTIVE	STANDARD DRAWING	PM-1
04-09-2026		

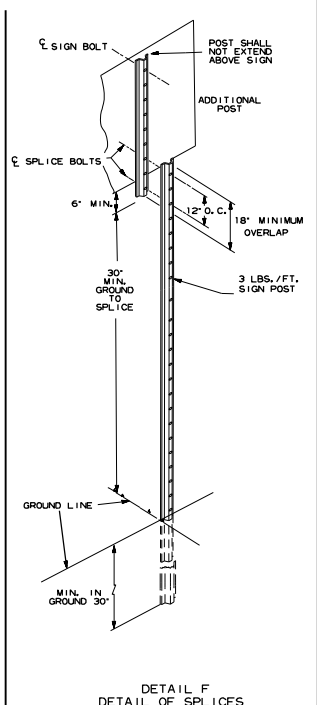
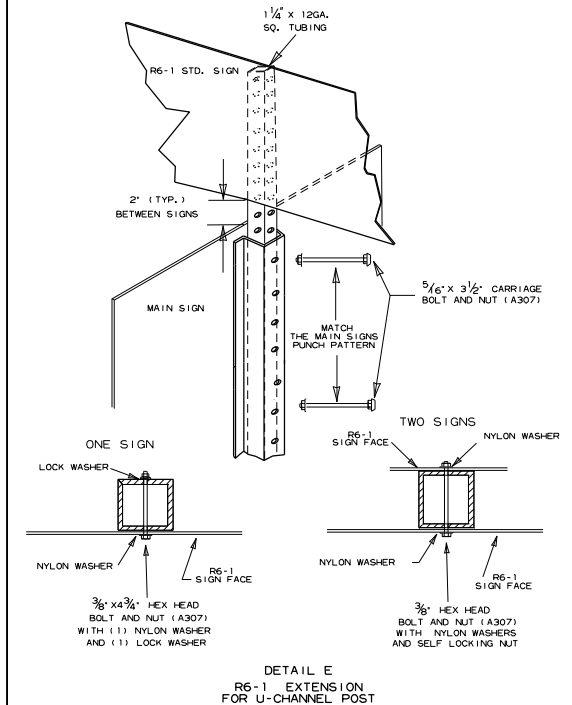
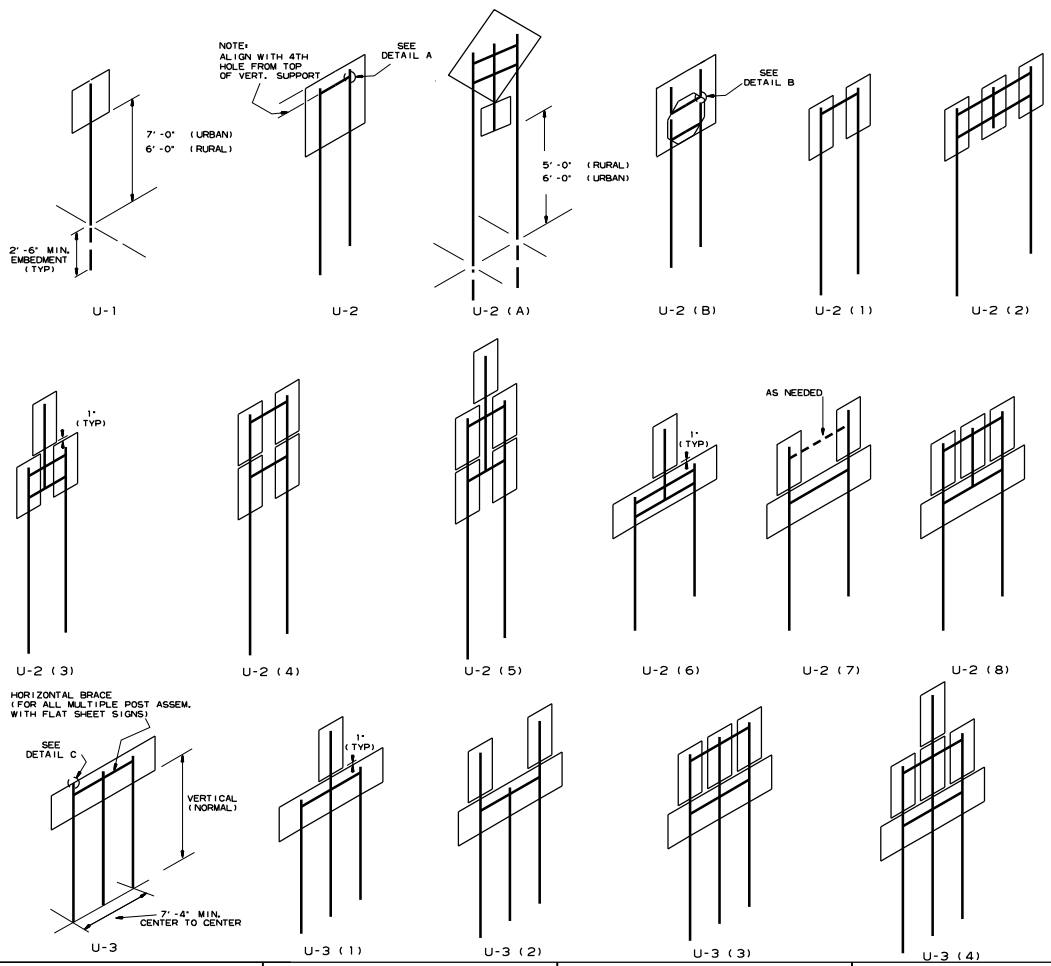
 RI-1 30"x30"	 W1-3 30"x30" (LT. OR RT.)	 W1-8 18"x24"	 W2-5 30"x30"	 W3-1 36"x36"	 W5-1 36"x36"	 M6-3 21"x15"		
 RI-2 36"x36"x36"	 W1-4 30"x30" (LT. OR RT.)	 W2-1 30"x30"	 SI-1 36"x36"	 W3-2 36"x36"	 LASSEN 16 COUNTY County Route Marker M1-6 24"x24" NOTE: REFLECTORIZED YELLOW LEGEND (COUNTY NAME, ROUTE LETTER & NUMBER) & BORDER ON A BLUE BACKGROUND.	 M6-4 21"x15"		 MINIMUM DIMENSIONS SHOWN SUPPORT SECTION  TYPE A <p>NOTE: LENGTH OF SIGN POSTS SHALL BE DETERMINED SO AS TO PROVIDE FOR MINIMUM VERTICAL CLEARANCES AS CALLED FOR IN THE SPECIFICATIONS PLUS A MINIMUM VERTICAL PENETRATION OF 30" IN THE SOIL.</p>
 R2-1 24"x30"	 W1-5 30"x30" (LT. OR RT.)	 W2-2 30"x30"	 W5-2 36"x36"	 W8-3 36"x36"	 RI-3P 18"x6"	 M6-5 21"x15"		
 W1-1 30"x30" (LT. OR RT.)	 W1-6 48"x24"	 W2-3 30"x30" (LT. OR RT.)	 W5-3 36"x36"	 W13-1P 18"x18"	 M6-1 21"x15" NOTE: ALL M6 SIGNS TO BE MADE WITH REFLECTORIZED YELLOW ARROW & BORDER WITH BLUE BACKGROUND.	 M6-6 21"x15"		 TYPE B  TYPE C <p>MINIMUM WEIGHT TYPE A & B = 3 LBS./FT. TYPE C = 2 LBS./FT.</p>
 W1-2 30"x30" (LT. OR RT.)	 W1-7 48"x24"	 W2-4 30"x30"	 W10-1 36" DIAMETER	 W3-3 36"x36"	 M6-2 21"x15"	 S4-3P 24"x8"  OM-3 12"x36" (LT. OR RT.)		

STANDARD HIGHWAY SIGNS

3-2-13	DELETED JOB NO. BLOCKS REVISED RI-3 TO RI-3P	
4-11-08	REVISED SIGN DESIGNATION = RI-1, RI-2	
4-10-03	REVISED W5-2, W8-3, OM-3, ADDED W1-8	
1-1-98	REDRAWN	9600-01-8
3-15-78	ADDED W1-3	877-9-15-78
3-2-76	POST WT.	623-9-1-76
1-3-76	STEEL POST WT. FROM 2"-3", ADDED S4-2 & S4-3	504-1-1-76
8-12-74	REV. HT. TYPE "C" ASSEMBLY	500-8-21-74
6-2-72	ADDED M6-2, 3, 4, 5, 6	400-18-2-72
4-2-72	REVISED M6-2, 3, 4, 5, 6	482-12-1-72
DATE	REVISION	DATE FILMED

SUPPORT ASSEMBLIES

ARKANSAS STATE HIGHWAY COMMISSION
STANDARD HIGHWAY SIGNS
AND SUPPORT ASSEMBLIES
STANDARD DRAWING SHS-1



NOTES:

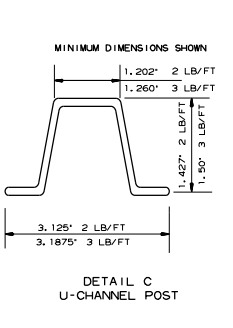
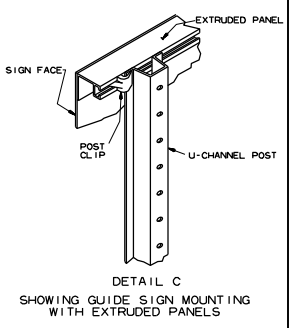
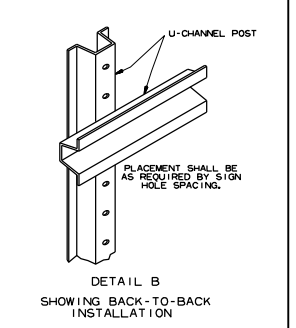
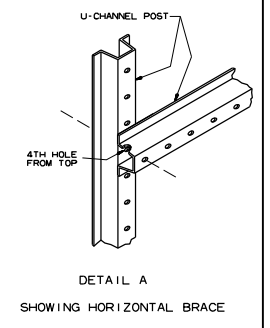
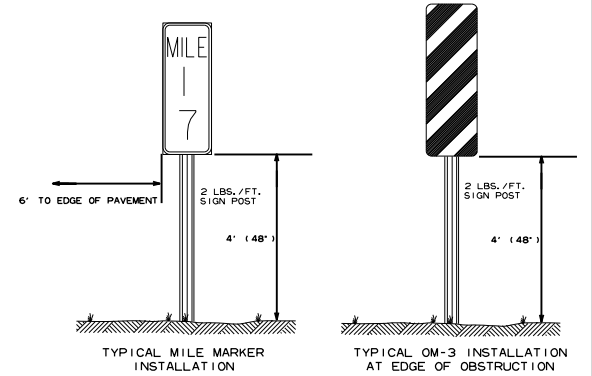
SIGNS AT LEAST 8' IN LENGTH MAY BE INSTALLED ON THREE 3 LB. POST. IN NO CASE SHALL THERE BE MORE THAN TWO 3 LB. POSTS WITHIN A 7' PATH.

SPLICES NECESSARY TO ATTAIN PROPER MOUNTING HEIGHT SHALL BE AS SHOWN IN DETAIL (F).

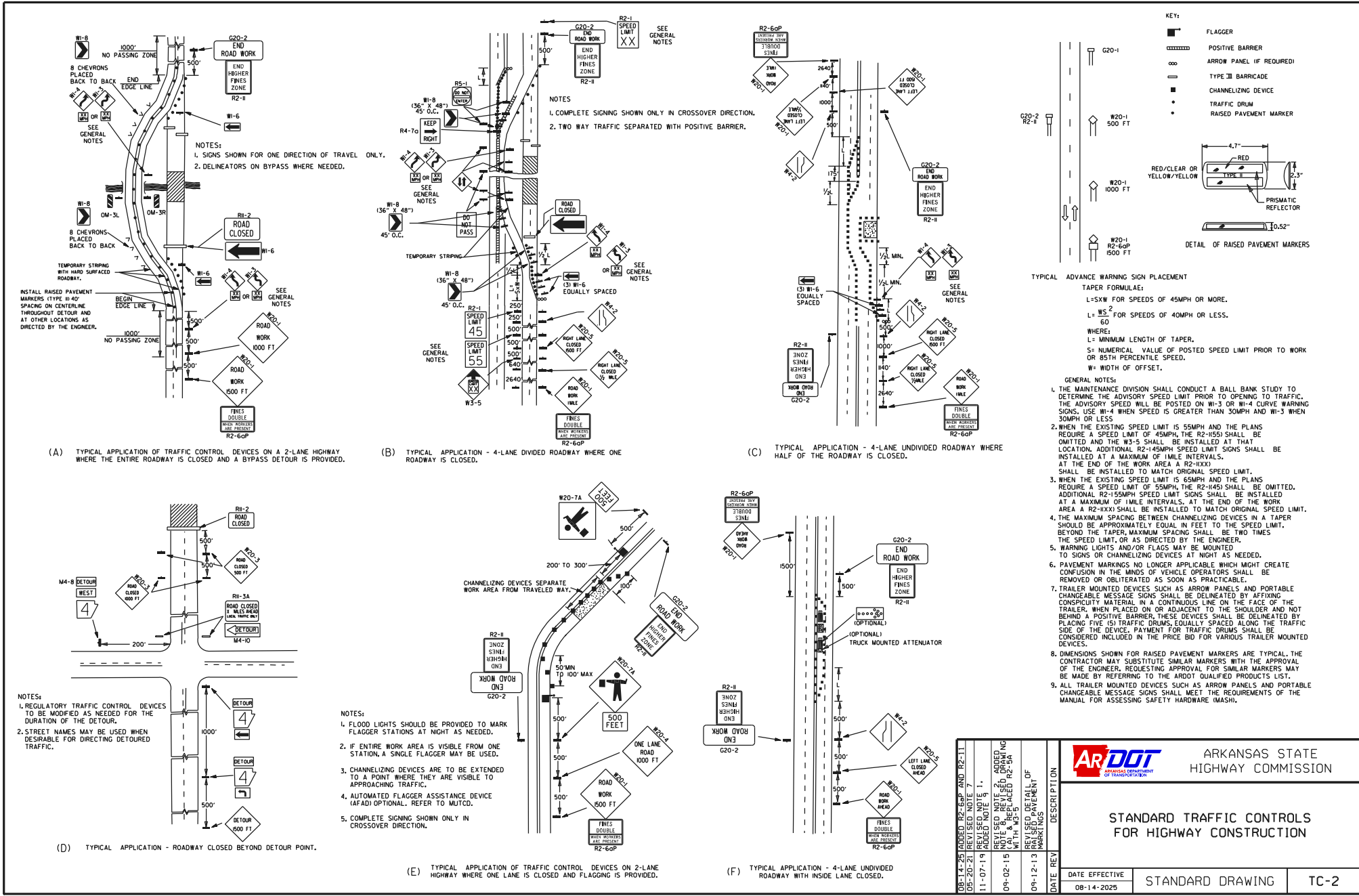
NORMAL INSTALLATIONS WILL REQUIRE 5/16" DIA. CARRIAGE BOLTS TO MOUNT SIGNS TO POST AND TO ASSEMBLE THE VARIOUS POST SUPPORTS.

ALL SIGN POSTS SHALL BE PLUMB.

THE POST FOR 'TYPE U' SUPPORTS SHALL BE HOT DIP GALVANIZED.



7-25-19	REVISED CARRIAGE BOLT WITH MATERIAL REQUIREMENT		ARKANSAS STATE HIGHWAY COMMISSION
2-27-14	REVISED NOTES.		U-CHANNEL POST ASSEMBLIES
9-12-13	REVISED U-2(3), U-2(6), U-3(1), DETAIL D; ADDED DETAILS E & F; ADDED TYPICAL MARKERS		
10-9-03	REMOVED ROUND POST & REVISED SPACING		STANDARD DRAWING SHS-2
10-12-95	MOVED UPPER SPLICE		
6-8-95	REVISED SPLICE DETAIL	6-8-95	
2-2-95	REDRAWN	2-2-95	
DATE	REVISION	FILMED	



(A) TYPICAL APPLICATION OF TRAFFIC CONTROL DEVICES ON A 2-LANE HIGHWAY WHERE THE ENTIRE ROADWAY IS CLOSED AND A BYPASS DETOUR IS PROVIDED.

(B) TYPICAL APPLICATION - 4-LANE DIVIDED ROADWAY WHERE ONE ROADWAY IS CLOSED.

(C) TYPICAL APPLICATION - 4-LANE UNDIVIDED ROADWAY WHERE HALF OF THE ROADWAY IS CLOSED.

(D) TYPICAL APPLICATION - ROADWAY CLOSED BEYOND DETOUR POINT.

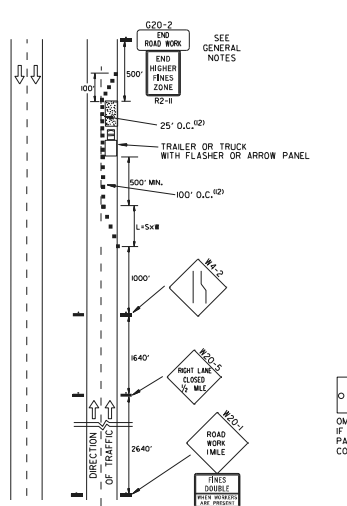
(E) TYPICAL APPLICATION OF TRAFFIC CONTROL DEVICES ON 2-LANE HIGHWAY WHERE ONE LANE IS CLOSED AND FLAGGING IS PROVIDED.

(F) TYPICAL APPLICATION - 4-LANE UNDIVIDED ROADWAY WITH INSIDE LANE CLOSED.

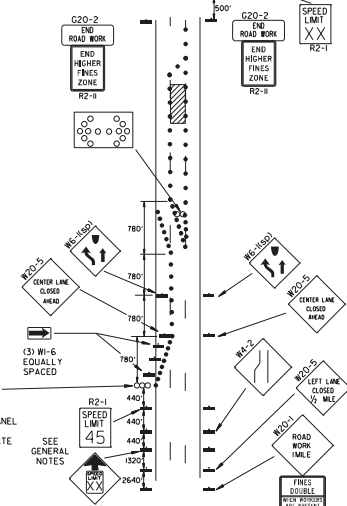
REVISIONS		DATE	REV.	DESCRIPTION
08-14-25	ADDED R2-60P AND R2-11			
05-20-21	REVISED NOTE 7			
11-07-19	ADDED NOTE 15			
09-02-15	REVISED NOTE 8, ADDED DATE REPEATED R2-11 WITH W3-5			
09-12-13	REVISED DETAIL OF MARKINGS			

DATE EFFECTIVE	08-14-2025	STANDARD DRAWING	TC-2
----------------	------------	------------------	------

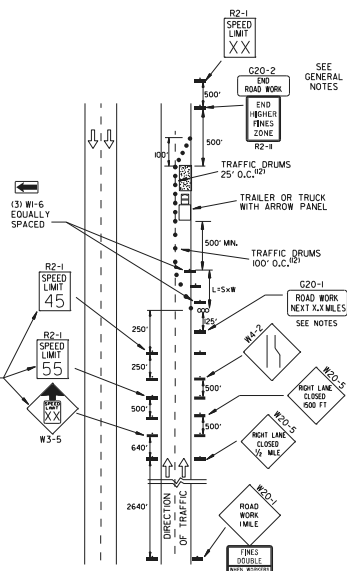
STANDARD TRAFFIC CONTROLS FOR HIGHWAY CONSTRUCTION



(A) TYPICAL APPLICATION - DAYTIME MAINTENANCE OPERATIONS OF SHORT DURATION ON A 4-LANE DIVIDED ROADWAY WHERE HALF OF THE ROADWAY IS CLOSED.

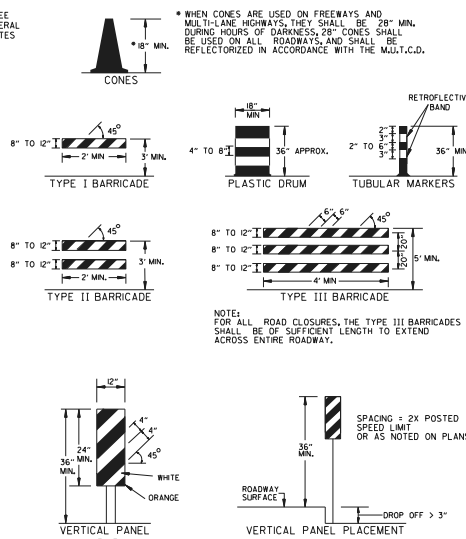


(B) TYPICAL APPLICATION - 3-LANE ONEWAY ROADWAY WHERE CENTER LANE IS CLOSED.



(C) TYPICAL APPLICATION - CONSTRUCTION OPERATIONS OF INTERMEDIATE TO LONG TERM DURATION ON A 4-LANE DIVIDED ROADWAY WHERE HALF OF THE ROADWAY IS CLOSED.

CHANNELIZING DEVICES



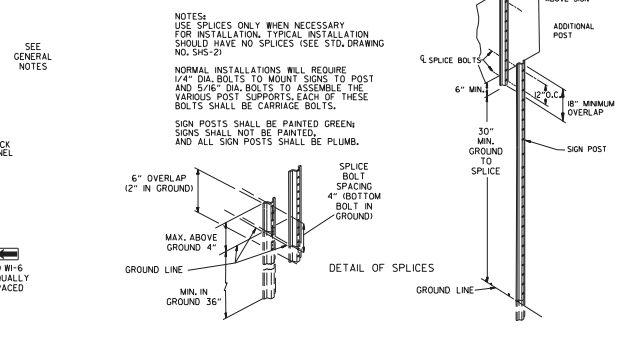
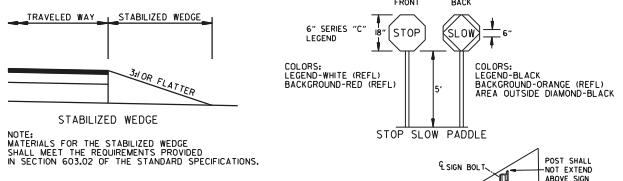
TRAFFIC CONTROL DEVICES

VERTICAL DIFFERENTIAL	LOCATION	TRAFFIC CONTROL	
		≤ 45 MPH	> 45 MPH
≤ 1'	CENTERLINE	WB-11	WB-11
> 1'	CENTERLINE	WB-11 AND CENTERLINE LANE STRIPING	WB-11 AND CENTERLINE LANE STRIPING
≤ 3'	CENTERLINE	STANDARD LANE CLOSURE ⁽¹⁾	STANDARD LANE CLOSURE ⁽¹⁾
≤ 3'	EDGE OF TRAVELED LANE OR EDGE OF SHOULDER	WB-9 AND TRAFFIC DRUMS ⁽¹⁾	WB-9 AND TRAFFIC DRUMS ⁽¹⁾
> 3'	EDGE OF TRAVELED LANE OR EDGE OF SHOULDER	WB-17 EDGE LINE STRIPING, AND TRAFFIC DRUMS ⁽¹⁾	WB-17, EDGE LINE STRIPING, AND TRAFFIC DRUMS ⁽¹⁾
≤ 6'	EDGE OF TRAVELED LANE OR EDGE OF SHOULDER	WB-17 EDGE LINE STRIPING, AND TRAFFIC DRUMS ⁽¹⁾	WB-17, EDGE LINE STRIPING, AND TRAFFIC DRUMS ⁽¹⁾
> 6'	EDGE OF TRAVELED LANE OR EDGE OF SHOULDER	WB-17 EDGE LINE STRIPING, AND TRAFFIC DRUMS ⁽¹⁾	A STABILIZED WEDGE, WB-17, EDGE LINE STRIPING, AND TRAFFIC DRUMS ⁽¹⁾
≤ 24'	EDGE OF TRAVELED LANE OR EDGE OF SHOULDER	PRECAST CONCRETE BARRIER ⁽¹⁾ & EDGE LINES	PRECAST CONCRETE BARRIER ⁽¹⁾ & EDGE LINES

VERTICAL DIFFERENTIAL	LOCATION	TRAFFIC CONTROL	
		≤ 45 MPH	> 45 MPH
≤ 3'	CENTERLINE	WB-11 AND LANE STRIPING	WB-11 AND LANE STRIPING
≤ 3'	EDGE OF TRAVELED LANE OR EDGE OF SHOULDER	WB-9, EDGE LINE STRIPING, AND TRAFFIC DRUMS ⁽¹⁾	WB-9, EDGE LINE STRIPING, AND TRAFFIC DRUMS ⁽¹⁾
> 3'	EDGE OF TRAVELED LANE OR EDGE OF SHOULDER	WB-17 EDGE LINE STRIPING, AND TRAFFIC DRUMS ⁽¹⁾	WB-17, EDGE LINE STRIPING, AND TRAFFIC DRUMS ⁽¹⁾
> 6'	EDGE OF TRAVELED LANE OR EDGE OF SHOULDER	PRECAST CONCRETE BARRIER & EDGE LINES	PRECAST CONCRETE BARRIER & EDGE LINES

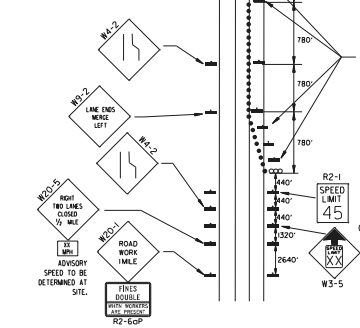
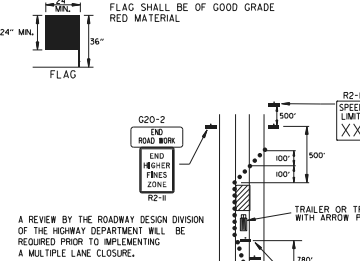
FORESLOPE	HEIGHT	TRAFFIC CONTROL	
		≤ 45 MPH	> 45 MPH
1:1	> 2 FT	PRECAST CONCRETE BARRIER	PRECAST CONCRETE BARRIER
2:1	≤ 5 FT	TRAFFIC DRUMS	TRAFFIC DRUMS
2:1	> 5 FT	PRECAST CONCRETE BARRIER	PRECAST CONCRETE BARRIER
Flatter than 2:1	N/A	TRAFFIC DRUMS	TRAFFIC DRUMS

- GENERAL NOTES:
- WHEN THE SHOULDER AREA IS USED AS PART OF THE TRAVELED LANE AND THERE IS INSUFFICIENT WIDTH TO PLACE TRAFFIC DRUMS ON THE REMAINING SHOULDER WIDTH, THEN VERTICAL PANELS SHALL BE USED.
 - WHEN THERE IS INSUFFICIENT WIDTH TO PLACE TRAFFIC DRUMS ON THE REMAINING SHOULDER WIDTH, A STABILIZED WEDGE SHALL BE USED.
 - PRECAST CONCRETE BARRIER WALL CAN BE USED IN LIEU OF A STABILIZED WEDGE, WB-17 SIGN, EDGE LINE STRIPING, AND TRAFFIC DRUMS, IF AND WHERE DIRECTED BY THE ENGINEER.
 - A STABILIZED WEDGE, WB-17 SIGN, EDGE LINE STRIPING, AND TRAFFIC DRUMS CAN BE USED IN LIEU OF PRECAST CONCRETE BARRIER WALL, IF AND WHERE DIRECTED BY THE ENGINEER.
 - WB-15, WB-15a, AND/OR WB-15b SIGNS SHALL BE USED WHERE THE ROADWAY IS UNOBSTRUCTED IF AND WHERE DIRECTED BY THE ENGINEER.
 - TIME LIMITATIONS MUST CONFORM TO SECTION 603 OF THE STANDARD SPECIFICATIONS FOR HIGHWAY CONSTRUCTION (CURRENT EDITION).




KEY:

- ARROW PANEL (IF REQUIRED)
 - CHANNELIZING DEVICE
 - TRAFFIC DRUM
- GENERAL NOTES:
- A SPEED LIMIT REDUCTION MAY BE IMPLEMENTED ONLY WHEN DESIGNATED IN THE PLAN OR WHEN RECOMMENDED BY THE ROADWAY DESIGN DIVISION.
 - WHEN THE EXISTING SPEED LIMIT IS 55MPH AND THE PLANS REQUIRE A SPEED LIMIT OF 45MPH, THE R2-4(55) SHALL BE OMITTED AND THE W3-5 SHALL BE INSTALLED AT THAT LOCATION. ADDITIONAL R2-1(45MPH) SPEED LIMIT SIGNS SHALL BE INSTALLED AT A MAXIMUM OF 1/2 MILE INTERVALS. AT THE END OF THE WORK AREA A R2-1(XX) SHALL BE INSTALLED TO MATCH ORIGINAL SPEED LIMIT.
 - WHEN THE EXISTING SPEED LIMIT IS 65MPH AND THE PLANS REQUIRE A SPEED LIMIT OF 55MPH, THE R2-4(55) SHALL BE OMITTED. ADDITIONAL R2-1(55MPH) SPEED LIMIT SIGNS SHALL BE INSTALLED AT A MAXIMUM OF 1/2 MILE INTERVALS. AT THE END OF THE WORK AREA A R2-1(XX) SHALL BE INSTALLED TO MATCH ORIGINAL SPEED LIMIT.
 - THE MAXIMUM SPACING BETWEEN CHANNELIZING DEVICES IN A TAPER SHOULD BE APPROXIMATELY EQUAL IN FEET TO THE SPEED LIMIT. BEYOND THE TAPER, MAXIMUM SPACING SHALL BE TWO TIMES THE SPEED LIMIT OR AS DIRECTED BY THE ENGINEER.
 - WARNING LIGHTS AND/OR FLAGS MAY BE MOUNTED TO SIGNS OR CHANNELIZING DEVICES AT NIGHT AS NEEDED.
 - PAVEMENT MARKINGS NO LONGER APPLICABLE WHICH MIGHT CREATE CONFUSION IN THE MINDS OF VEHICLE OPERATORS SHALL BE REMOVED OR OBLITERATED AS SOON AS PRACTICABLE.
 - THE G20-1 SIGN SHOULD BE INSTALLED ON JOBS OF OVER TWO MILES IN LENGTH. WHEN THE LANE CLOSURE IS NOT AT THE BEGINNING OF THE PROJECT, THE G20-1 SIGN SHALL BE ERRECTED 125' IN ADVANCE OF THE JOB LIMIT. ADDITIONAL W2-1(1/2 MILE) SIGNS ARE NOT REQUIRED IN ADVANCE OF LANE CLOSURES THAT BEGIN INSIDE THE PROJECT LIMITS. THE DISTANCE DISPLAYED ON THE G20-1 SIGN SHALL BE STATED TO THE NEAREST WHOLE MILE.
 - FLAGGERS SHALL USE STOP/SLOW PADDLES FOR CONTROLLING TRAFFIC THROUGH WORK ZONES. FLAGS MAY BE USED ONLY FOR EMERGENCY SITUATIONS.
 - ALL PLASTIC DRUMS AND CONES SHALL MEET THE REQUIREMENTS OF MANUAL FOR ASSESSING SAFETY HARDWARE (MASH).
 - TRAILER MOUNTED DEVICES SUCH AS ARROW PANELS AND PORTABLE CHANGEABLE MESSAGE SIGNS SHALL BE DELINEATED BY AFFIXING CONSPICUOUS MATERIAL IN A CONTINUOUS LINE ON THE FACE OF THE TRAILER, WHEN PLACED ON ADJACENT TO THE SHOULDER AND NOT BEHIND A POSITIVE BARRIER, THESE DEVICES SHALL BE DELINEATED BY PLACING FIVE (5) TRAFFIC DRUMS, EQUALLY SPACED ALONG THE TRAFFIC SIDE OF THE DEVICE. PAYMENT FOR TRAFFIC DRUMS SHALL BE CONSIDERED INCLUDED IN THE PRICE BID FOR VARIOUS TRAILER MOUNTED DEVICES.
 - ALL TRAILER MOUNTED DEVICES SUCH AS ARROW PANELS AND PORTABLE CHANGEABLE MESSAGE SIGNS SHALL MEET THE REQUIREMENTS OF THE MANUAL FOR ASSESSING SAFETY HARDWARE (MASH).
 - ONLY WHERE SPACE RESTRICTIONS DO NOT ALLOW FOR TRAFFIC DRUMS, TUBULAR MARKERS MAY BE USED AT 50' O.C. IN STABILIZATION ZONES AND AT 10' O.C. DIRECTLY ADJACENT TO CONSTRUCTION OPERATIONS AND AT EXIT TAPERS. TUBULAR MARKERS SHALL BE STABILIZED WITH WEIGHTED BASES IN ACCORDANCE WITH THE M.U.T.C.D.



(D) TYPICAL APPLICATION - CLOSING MULTIPLE LANES OF A MULTILANE HIGHWAY.



ARKANSAS STATE
HIGHWAY COMMISSION

STANDARD TRAFFIC CONTROLS
FOR HIGHWAY CONSTRUCTION

DATE	REVISION	DESCRIPTION	DATE EFFECTIVE	STANDARD DRAWING	TC-3
08-14-25	ADDED R2-6P AND R2-11		08-14-2025		
05-22-25	REVISED TRAFFIC CONTROL DEVICES				
08-12-21	REVISED TRAFFIC CONTROL DEVICES AND NOTES				
08-20-21	REVISED NOTE 10				
02-27-20	REVISED DETAILS				

**ARKANSAS
STATE HIGHWAY COMMISSION**



**STANDARD SPECIFICATIONS
FOR
HIGHWAY CONSTRUCTION**

EDITION OF 2014

***PROPOSAL DOCUMENTS
AND
SCHEDULE OF ITEMS***

ARKANSAS STATE HIGHWAY COMMISSION

PROPOSAL DOCUMENTS

PROPOSAL FOR CONSTRUCTING:

THE PURPOSE OF THIS PROJECT IS TO CONSTRUCT SUBGRADE AND SURFACE APPROXIMATELY 3.388 MILE OF COUNTY ROAD 41 IN DESHA COUNTY. THIS PROJECT CONSISTS OF CLEARING AND GRUBBING, REMOVAL AND DISPOSAL OF PIPE CULVERTS, SHAPING ROADWAY SECTION, AGGREGATE BASE COURSE, ACHM SURFACE COURSE, MAINTENANCE OF TRAFFIC, MINOR DRAINAGE STRUCTURES, EROSION CONTROL, PAVEMENT MARKING, AND MISC. ITEMS.

County Road No. CR 41 in **DESHA** County, Arkansas, in accordance with Standard Specifications for Highway Construction, Edition of 2014; the Supplemental Specifications and Special Provisions attached hereto; and the Construction Plans on file in the Office of the State Highway Commission, designated as

Job **020853** **STATE JOB**

Job Name: **YANCOPIN RD. SURFACING (DESHA CO.) (S)**

said project being approximately **3.388 mile in length.**

Proposal received until 10:00 a.m. on June 24, 2026

TO THE ARKANSAS STATE HIGHWAY COMMISSION:

Gentlemen: By submission of your bid, you agree to the following:

It is hereby certified that a careful examination has been made of the Plans, Specifications, Supplemental Specifications, Special Provisions, and Form of Contract and the site of the work throughout its whole extent. On the basis of the Plans, Specifications, Supplemental Specifications, Special Provisions, and Form of Contract, the bidder proposes to furnish all necessary machinery, equipment, tools, labor and other means of construction, and to furnish all materials as specified, in the manner and at the time prescribed, and to finish the entire project within the time hereinafter proposed. The bidder understands that the quantities of work mentioned herein are approximate only, and are subject to increase or decrease, and hereby proposes to perform all quantities of work, whether increased or decreased, in accordance with the provisions of the Specifications, and at the unit prices bid in the attached Schedule of Items.

Receipt is hereby specifically acknowledged, and complete examination expressly guaranteed of the following:

1. Standard Specifications for Highway Construction, Edition of 2014.
2. Supplemental Specifications.
3. Special Provisions.
4. Proposal Documents.
5. Schedule of Items.
6. Construction Plans.

The bidder further proposes to perform all Extra Work that may be required, on the basis provided in the Specifications, and to give such work personal attention, and to secure economical performance.

The bidder further proposes to execute the contract agreement, and to furnish satisfactory bonds within ten days after he has received notice that he has been awarded the contract. The bidder further agrees to begin work when ordered by the Engineer, or within ten days thereafter, and to complete the work **on or before November 25, 2026.**

PROPOSAL DOCUMENTS

(Continued)

The bidder also proposes to furnish a surety Performance bond or bonds in a sum equal to the full amount of the contract and a surety Payment bond or bonds in a sum equal to 80% of the full amount of the contract. These bonds shall not only serve to guarantee the completion of the work and payment of all bills and claims by the bidder, but also to guarantee the excellence of both workmanship and material until the work is finally accepted and the provisions of the Plans, Specifications and Special Provisions fulfilled.

The bidder shall furnish a Proposal Guaranty in the form specified in Subsection 102.09 of the Specifications, in the amount of five percent (5%) of the total amount bid, which is submitted as a guarantee of the good faith of the proposal, and that the Bidder will enter into written contract, as provided, to do the work should the award be made to him; and it is hereby agreed that if, at any time other than as provided in Subsection 102.11 of the Standard Specifications, Withdrawal/Modification of Proposals, the bidder should withdraw his proposal, or should fail to execute the contract and furnish satisfactory bonds as herein provided, if his proposal is accepted, the Arkansas State Highway Commission, in either of such events, shall be entitled and is hereby given the right to retain the Proposal Guaranty, not as a penalty, but as liquidated damages, it being understood and agreed by the bidder that the amount of the Proposal Guaranty is a reasonable sum to be fixed as liquidated damages considering the damages the Arkansas State Highway Commission will sustain in the event of the bidder's withdrawal of his proposal, or failure to execute the contract and furnish satisfactory bonds if his proposal is accepted, and said amount is herein agreed upon and fixed as liquidated damages because of the difficulty of ascertaining the exact amount of damage that may be sustained by reason of the above set out circumstances.

Arkansas Department of Transportation
Schedule of Items

State Job No.: 020853

Date Estimated: 5/20/2026

Job Name: YANCOPIN RD. SURFACING (DESHA CO.) (S)

Date Revised:

Federal Aid Project: 9990

Line Number	Item Code and Description	Estimated Quantity	Unit Bid Price	Price Extension
Section 01 - PROPOSAL ITEMS				
0001	201 - CLEARING	1.000 STA		
0002	201 - GRUBBING	1.000 STA		
0003	202 - REMOVAL AND DISPOSAL OF PIPE CULVERTS	1.000 EACH		
0004	SP&213 - SHAPING ROADWAY SECTION	181.000 STA		
0005	SPSS303 - AGGREGATE BASE COURSE (CLASS 7)	15,438.000 TON		
0006	SS&401 - TACK COAT	45.000 GAL		
0007	SPSS407 - MINERAL AGGREGATE IN ACHM SURFACE COURSE (1/2")	4,252.000 TON		
0008	SPSS407 - ASPHALT BINDER (PG 64-22) IN ACHM SURFACE COURSE (1/2") (MINIMUM BID \$120.00)	267.000 TON		
0009	SS&603 - MAINTENANCE OF TRAFFIC	1.000 L.S.		
0010	SS&604 - SIGNS	339.000 SQFT		
0011	604 - CONSTRUCTION PAVEMENT MARKINGS	35,904.000 LF		
0012	SS&606 - 18" REINFORCED CONCRETE PIPE CULVERTS (CLASS III)	36.000 LF		
0013	SS&606 - 18" FLARED END SECTIONS FOR REINFORCED CONCRETE PIPE CULVERTS	2.000 EACH		
0014	SS&606 - SELECTED PIPE BEDDING	30.000 CUYD		
0015	SS&606 - SELECTED PIPE BACKFILL	10.000 CUYD		
0016	620 - LIME	6.000 TON		
0017	620 - SEEDING	3.000 ACRE		
0018	SS&620 - MULCH COVER	6.000 ACRE		
0019	620 - WATER	367.300 MGAL		
0020	621 - TEMPORARY SEEDING	3.000 ACRE		
0021	621 - SAND BAG DITCH CHECKS	800.000 BAG		
0022	623 - SECOND SEEDING APPLICATION	3.000 ACRE		
0023	624 - SOLID SODDING	10.000 SQYD		
0024	SP&635 - ROADWAY CONSTRUCTION CONTROL	1.000 L.S.		
0025	718 - REFLECTORIZED PAINT PAVEMENT MARKING WHITE (4")	35,904.000 LF		
0026	718 - REFLECTORIZED PAINT PAVEMENT MARKING YELLOW (4")	35,904.000 LF		

Arkansas Department of Transportation
Schedule of Items

State Job No.: 020853

Date Estimated: 5/20/2026

Job Name: YANCOPIN RD. SURFACING (DESHA CO.) (S)

Date Revised:

Federal Aid Project: 9990

Line Number	Item Code and Description	Estimated Quantity	Unit Bid Price	Price Extension
0027	SS&726 - STANDARD SIGN	29.000 SQFT	_____	_____
0028	SS&729 - CHANNEL POST SIGN SUPPORT (TYPE C)	9.000 EACH	_____	_____
Section 01 Total:				_____
Subtotal:				_____
0029	601 - MOBILIZATION (UNIT BID AMOUNT MAY NOT EXCEED 5% OF SUBTOTAL)	1.000 L.S.	_____	_____
Bid Total:				_____

ARKANSAS DEPARTMENT OF TRANSPORTATION
SUPPLEMENT TO PROPOSAL
ANTI-COLLUSION AND DEBARMENT CERTIFICATION

**FAILURE TO EXECUTE AND SUBMIT THIS CERTIFICATION SHALL RENDER THIS
BID NONRESPONSIVE AND NOT ELIGIBLE FOR AWARD CONSIDERATION.**

As a condition precedent to the acceptance of the bidding document for this project, the bidder shall file this Affidavit executed by, or on behalf of the person, firm, association, or corporation submitting the bid. The original of this Affidavit shall be filed with the Arkansas Department of Transportation **at the time proposals are submitted.**

A F F I D A V I T

I hereby certify, under penalty of perjury under the laws of the United States and/or the State of Arkansas, that the bidder listed below has not, either directly or indirectly, entered into any agreement, participated in any collusion, or otherwise taken any action in restraint of free competitive bidding in connection with the submitted bid for this project, is not presently barred from bidding in any other jurisdiction as a result of any collusion or any other action in restraint of free competition, and that the foregoing is true and correct.

Further, that except as noted below, the bidder, or any person associated therewith in the capacity of owner, partner, director, officer, principal investigator, project director, manager, auditor, or any position involving the administration of Federal funds:

- a. is not currently under suspension, debarment, voluntary exclusion, or determination of ineligibility by any Federal, State, or Local agency;
- b. has not been suspended, debarred, voluntarily excluded or determined ineligible by any Federal, State, or Local agency within the past 3 years;
- c. does not have a proposed debarment pending; and
- d. has not been indicted, convicted, or had an adverse civil judgment rendered by a court of competent jurisdiction in any matter involving fraud or official misconduct within the past 3 years.

**ARKANSAS DEPARTMENT OF TRANSPORTATION
SUPPLEMENT TO PROPOSAL
ANTI-COLLUSION AND DEBARMENT CERTIFICATION**

**FAILURE TO EXECUTE AND SUBMIT THIS CERTIFICATION SHALL RENDER THIS
BID NONRESPONSIVE AND NOT ELIGIBLE FOR AWARD CONSIDERATION.**

EXCEPTIONS:

APPLIED TO	INITIATING AGENCY	DATES OF ACTION
_____	_____	_____
_____	_____	_____
_____	_____	_____

Exceptions will not necessarily result in denial of award, but will be considered in determining bidder responsibility. Providing false information may result in criminal prosecution or administrative sanctions.

Job No. _____ F.A.P. No. _____ _____ (Date Executed)	_____ (Name of Bidder) _____ (Signature) _____ (Title of Person Signing)
---	---

The following Notary Public certification is **OPTIONAL** and may or may not be completed at the contractor's discretion.

State of _____)
County of _____)ss.

_____, being duly sworn, deposes and says that he is

_____ of _____
(Title) (Name of Bidder)

and that the above statements are true and correct.

Subscribed and Sworn to before me this _____ day of _____, 20____.
My commission expires: _____.

(Notary Public)



SUPPLEMENT TO THE PROPOSAL CERTIFICATION FOR BOYCOTT AND ILLEGAL IMMIGRANT RESTRICTIONS

Pursuant to Arkansas law, a vendor must submit the below certifications prior to entering into a contract with a public entity for an amount as designated by the applicable laws.

1. **Israel Boycott Restriction:** For contracts valued at \$1,000 or greater.
A public entity shall not enter into a contract with a company unless the contract includes a written certification that the person or company is not currently engaged in a boycott of Israel. If at any time after signing this certification the contractor decides to engage in a boycott of Israel, the contractor must notify the contracting public entity in writing. See Arkansas Code Annotated § 25-1-503.
2. **Illegal Immigrant Restriction:** For contracts exceeding \$25,000.
No state agency may enter into or renew a public contract for services with a contractor who employs or contracts with an illegal immigrant. A contractor shall certify that it does not employ, or contract with, illegal immigrants. See Arkansas Code Annotated § 19-11-105.
3. **Energy, Fossil Fuel, Firearms, and Ammunition Industries Boycott Restriction:** For contracts valued at, or exceeding, \$75,000.
A public entity shall not enter into a contract with a company unless the contract includes a written certification that the person or company is not currently engaged in, and agrees for the duration of the contract not to engage in, a boycott of an Energy, Fossil Fuel, Firearms, or Ammunition Industry. If a company does boycott any of these industries, see Arkansas Code Annotated § 25-1-1102.
4. **Scrutinized Company Restriction:** Required with bid or proposal submission.
A state agency shall not contract with a Scrutinized Company or a company that employs a Scrutinized Company as a subcontractor. A Scrutinized Company is a company owned in whole or with a majority ownership by the government of the People's Republic of China. A state agency shall require a company that submits a bid or proposal for a contract to certify that it is not a Scrutinized Company and does not employ a Scrutinized Company as a subcontractor. See Arkansas Code Annotated § 25-1-1203.

The bidder hereby agrees and certifies that it does not, and shall not for the remaining aggregate term of the contract, participate in the activities checked below:

- Do not boycott Israel.
- Do not employ illegal immigrants.
- Do not boycott Energy, Fossil Fuel, Firearms, or Ammunition Industries.
- Do not employ a Scrutinized Company as a subcontractor.

Job No.	
F.A.P. No.	
Name of Bidder	

Bidder Signature

Date